



US00D564042S

(12) **United States Design Patent**  
**Roy**

(10) **Patent No.:** **US D564,042 S**  
(45) **Date of Patent:** **\*\* Mar. 11, 2008**

(54) **FLYING DISC TOY**  
(75) Inventor: **Chan Chi Wai Roy**, Kowloon (HK)  
(73) Assignee: **Topet International Co., Limited**,  
Kowloon (HK)  
(\*\*) Term: **14 Years**  
(21) Appl. No.: **29/279,373**  
(22) Filed: **Apr. 27, 2007**

5,340,347 A \* 8/1994 Yenerich ..... 446/48  
5,536,195 A 7/1996 Stamos  
5,674,101 A \* 10/1997 Saloor ..... 446/46  
5,674,102 A \* 10/1997 Lin ..... 446/46  
D502,225 S \* 2/2005 Kotsonis et al. .... D21/444

\* cited by examiner

*Primary Examiner*—Catherine Tuttle  
(74) *Attorney, Agent, or Firm*—Marsh Fischmann &  
Breyfogle LLP

(51) **LOC (8) Cl.** ..... **21-01**  
(52) **U.S. Cl.** ..... **D21/443**  
(58) **Field of Classification Search** ..... D21/387,  
D21/436, 437, 441–444; 446/34, 36, 46–48,  
446/61, 63, 68; 473/569–571, 575, 590  
See application file for complete search history.

(57) **CLAIM**

The ornamental design for a flying disc toy, as shown and described.

(56) **References Cited**


**U.S. PATENT DOCUMENTS**

D165,649 S \* 1/1952 Harrison ..... D21/440  
3,613,295 A \* 10/1971 Everett ..... 446/46  
3,673,732 A \* 7/1972 Liotta ..... 446/46  
3,900,986 A 8/1975 Torres  
4,132,030 A 1/1979 Lehman  
D260,786 S \* 9/1981 Chaklos ..... D21/443  
4,307,535 A \* 12/1981 Martin ..... 446/48  
D263,429 S \* 3/1982 Larrieu ..... D21/390  
4,580,990 A \* 4/1986 Avery ..... 446/46

**DESCRIPTION**

FIG. 1 is a perspective view of a flying disc toy;  
FIG. 2 is a top view of the flying disc toy of FIG. 1;  
FIG. 3 is a bottom view of the flying disc toy of FIG. 1;  
FIG. 4 is an upended front view of the flying disc toy of FIG. 1;  
FIG. 5 is an upended rear view of the flying disc toy of FIG. 1;  
FIG. 6 is an inverted right side view of the flying disc toy of FIG. 1; and,  
FIG. 7 is a left side view of the flying disc toy of FIG. 1.

**1 Claim, 4 Drawing Sheets**



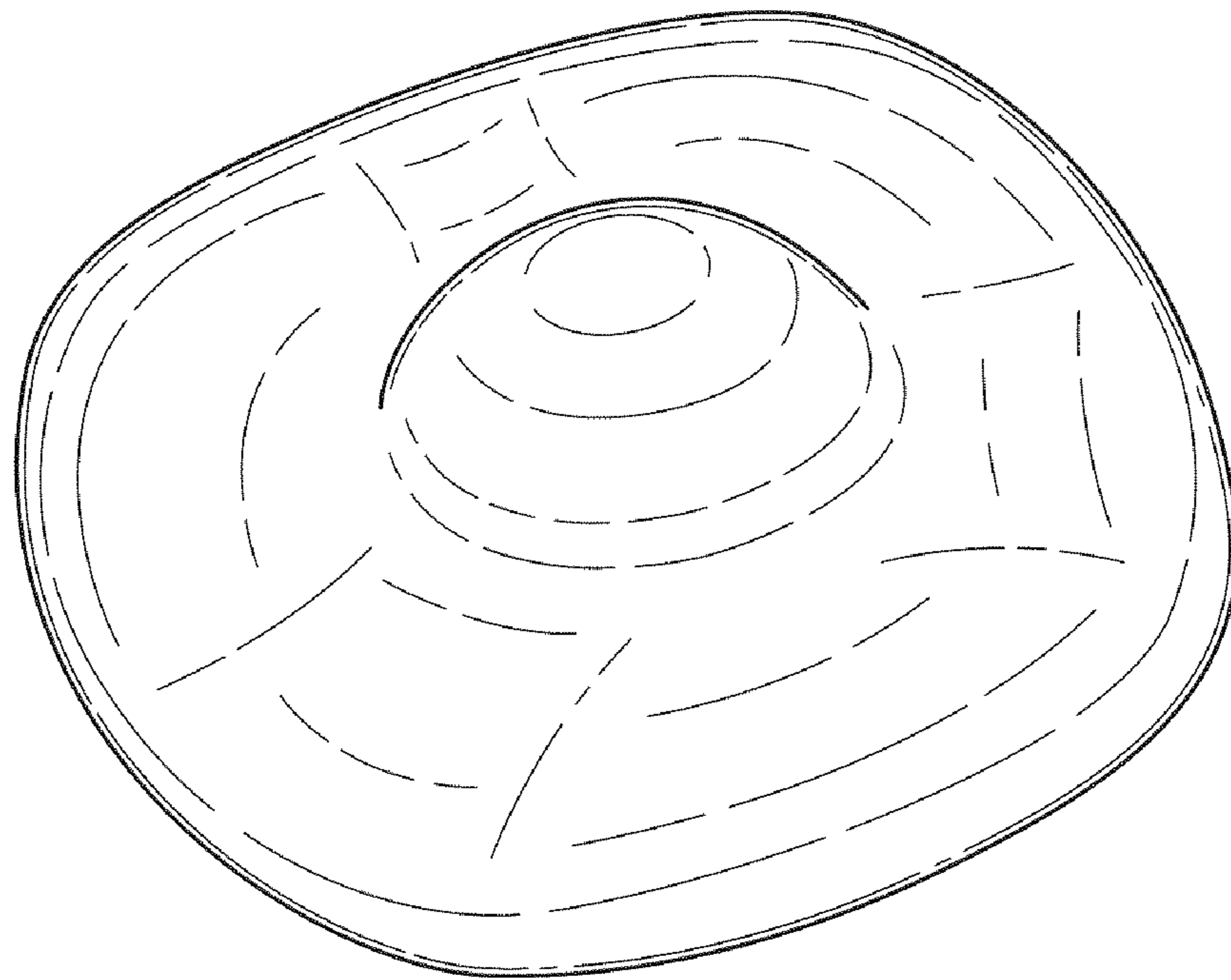


FIG.1

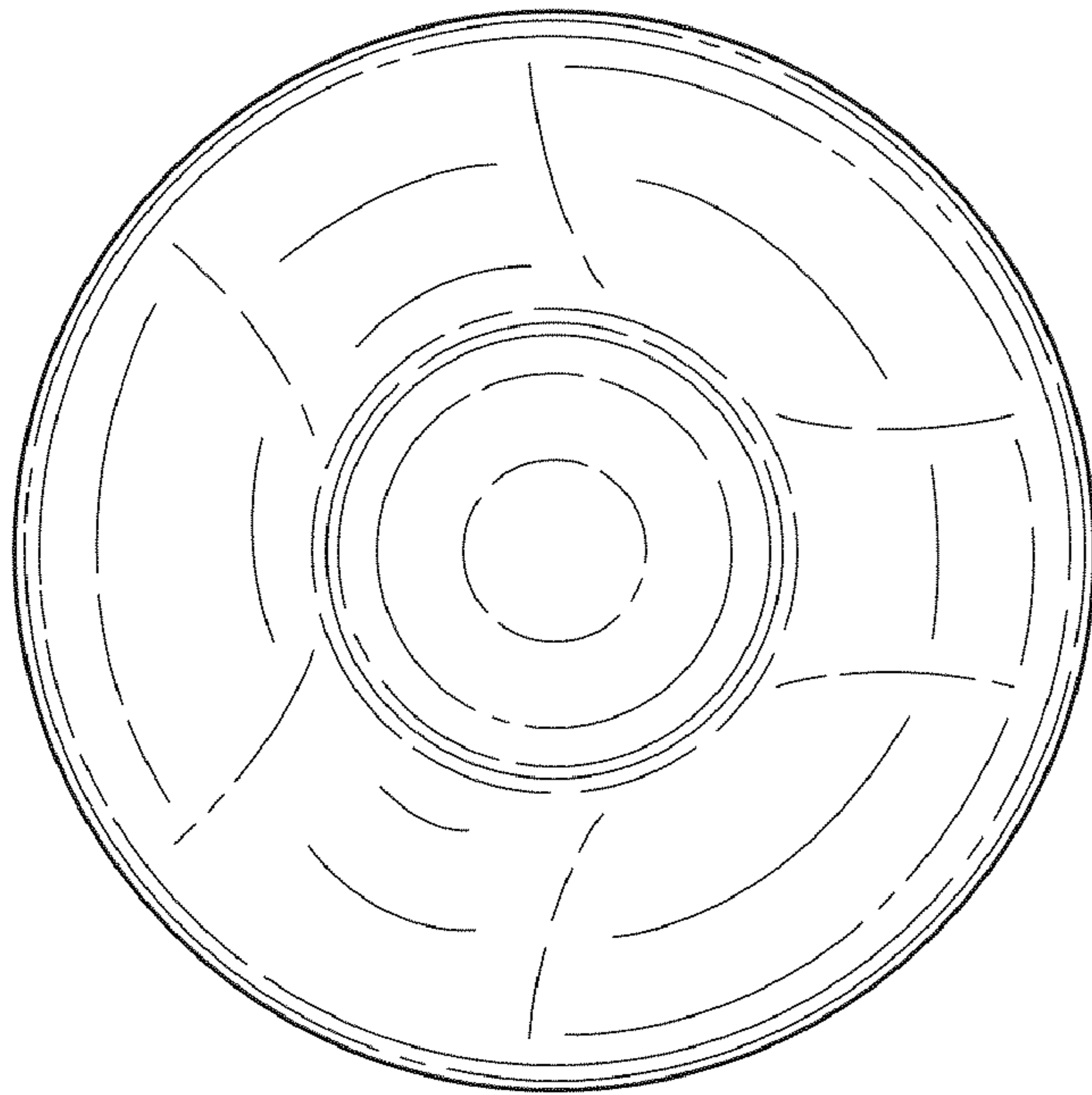


FIG. 2

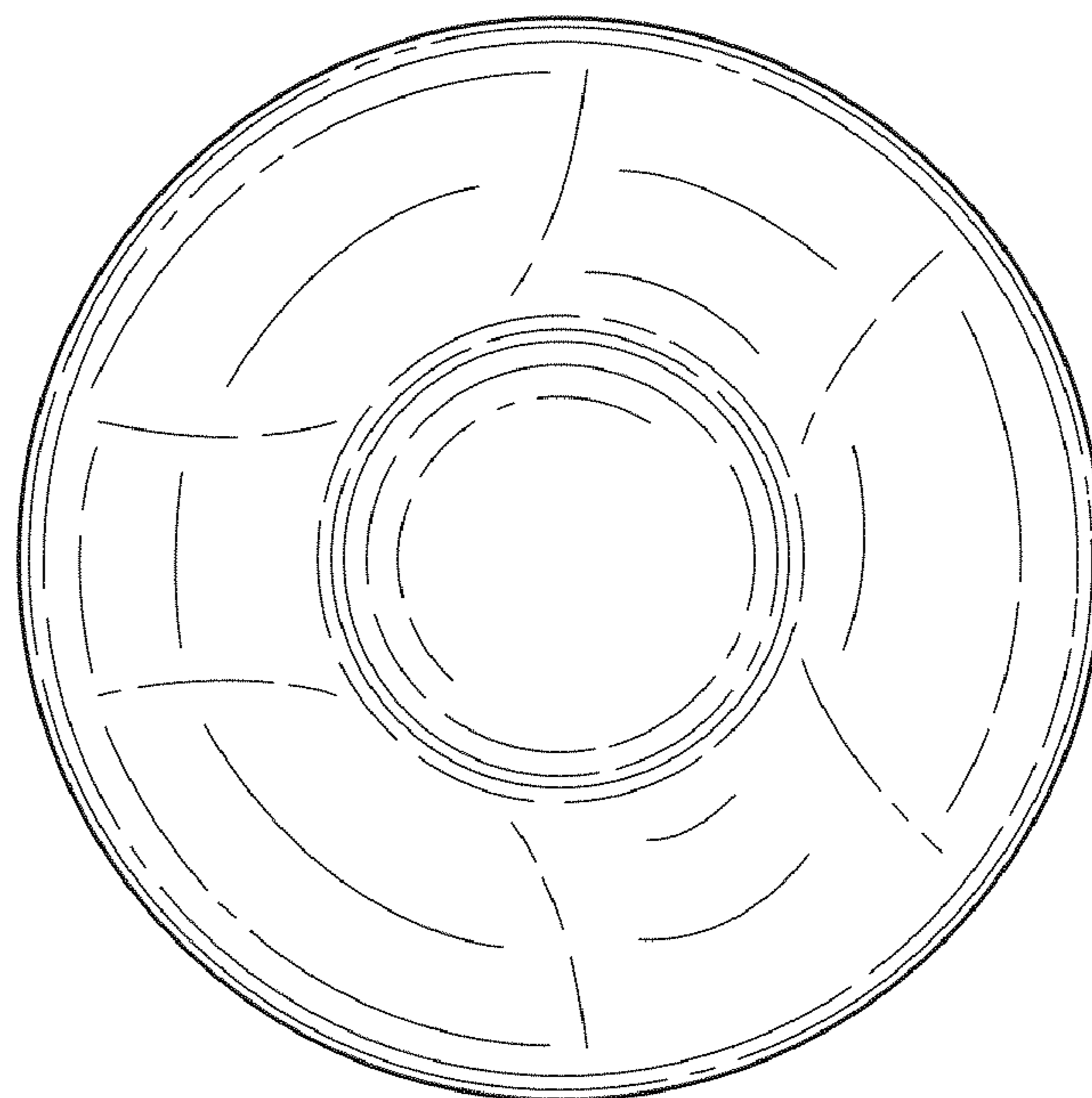


FIG. 3

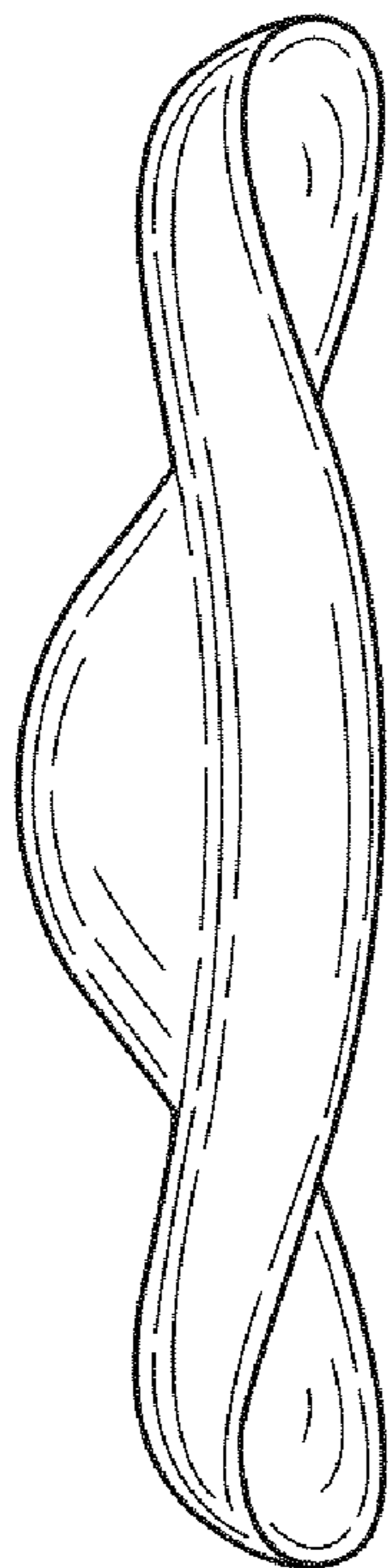


FIG. 4

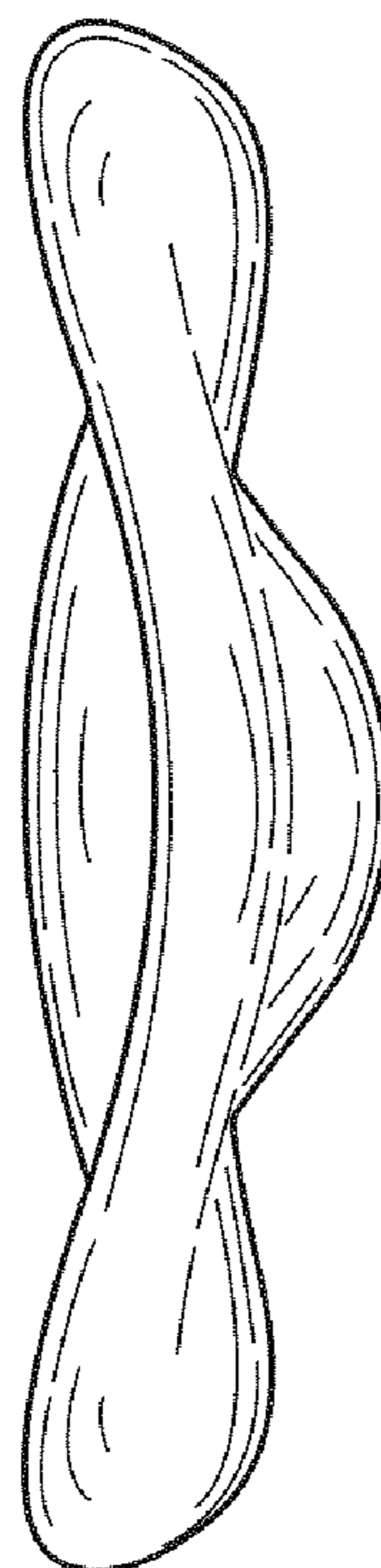


FIG. 5



FIG. 6




FIG. 7