



US00D564030S

(12) **United States Design Patent**  
**Trombly**

(10) **Patent No.: US D564,030 S**

(45) **Date of Patent: \*\* Mar. 11, 2008**

(54) **NOTEPAD AND CLIP HOLDER**

(75) Inventor: **Edgar F. Trombly**, Grosse Pointe Farms, MI (US)

(73) Assignee: **Punch Products USA, Inc.**, Rahway, NJ (US)

(\*\*) Term: **14 Years**

(21) Appl. No.: **29/266,500**

(22) Filed: **Sep. 22, 2006**

(51) **LOC (8) Cl.** ..... **19-02**

(52) **U.S. Cl.** ..... **D19/78**

(58) **Field of Classification Search** ..... D6/476,  
D6/510; D19/75-92; 206/214, 215, 425,  
206/555, 556, 557; 211/45, 50, 126.1, 126.16  
See application file for complete search history.

(56) **References Cited**

**U.S. PATENT DOCUMENTS**

|              |         |                |       |         |
|--------------|---------|----------------|-------|---------|
| D306,319 S * | 2/1990  | Evenson        | ..... | D19/77  |
| D307,036 S * | 4/1990  | Evenson        | ..... | D19/92  |
| D335,895 S * | 5/1993  | Chan           | ..... | D19/75  |
| D362,273 S * | 9/1995  | Trombly        | ..... | D19/75  |
| D396,494 S * | 7/1998  | Carlson et al. | ..... | D19/92  |
| D438,252 S * | 2/2001  | Trombly        | ..... | D19/78  |
| D487,869 S * | 3/2004  | Mandel et al.  | ..... | D19/77  |
| D489,095 S * | 4/2004  | Anderson       | ..... | D19/90  |
| D499,373 S * | 12/2004 | Oas            | ..... | D12/417 |

\* cited by examiner

*Primary Examiner*—Elizabeth A. Albert

(74) *Attorney, Agent, or Firm*—Baker Botts L.L.P.

(57) **CLAIM**

The ornamental design for a notepad and clip holder, as shown and described.

**DESCRIPTION**

FIG. 1 is a perspective view of a notepad and clip holder showing my new design;

FIG. 2 is a front view of the notepad and clip holder of FIG. 1;

FIG. 3 is a top view of the notepad and clip holder of FIG. 1;

FIG. 4 is a rear view of the notepad and clip holder of FIG. 1;

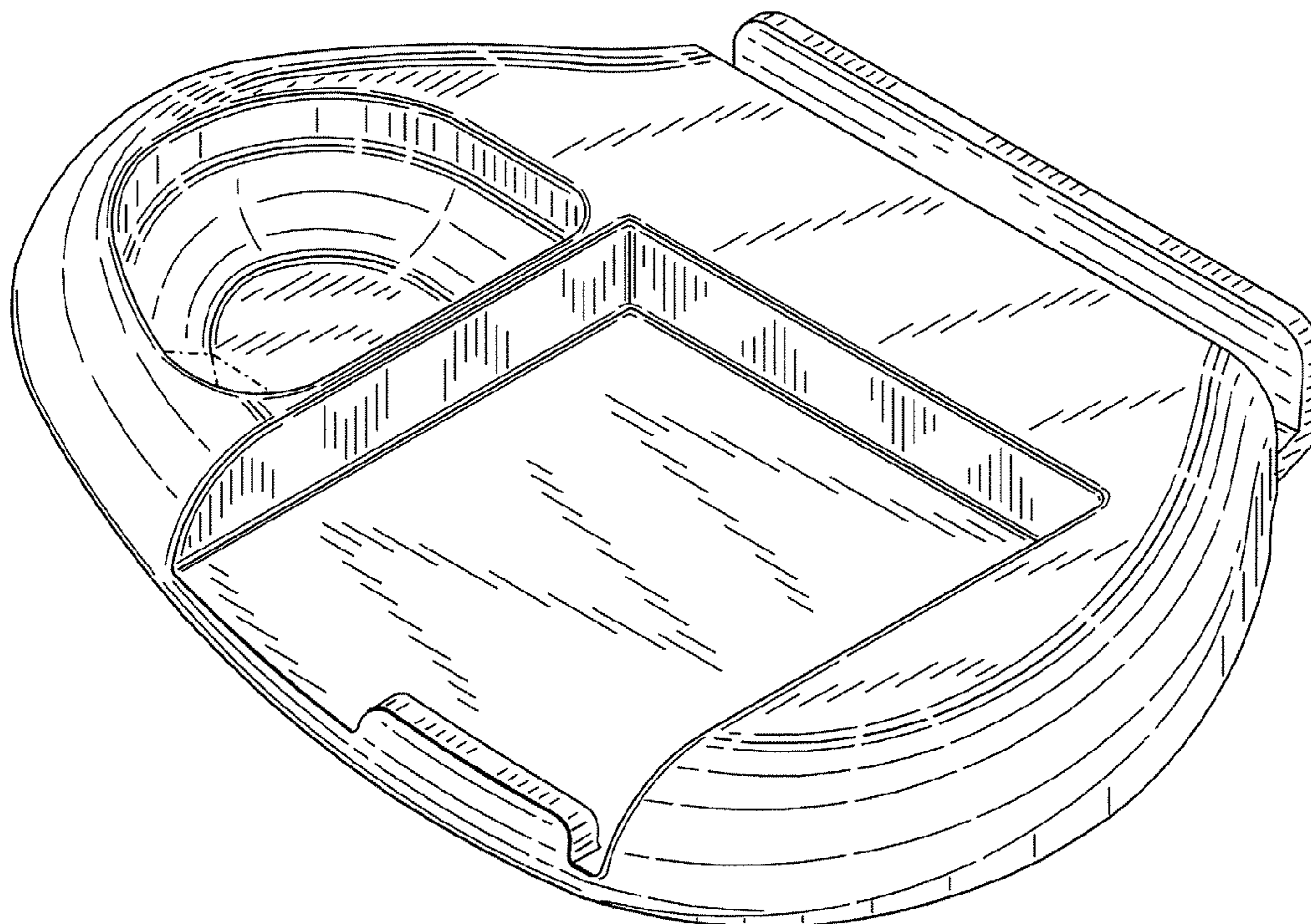
FIG. 5 is a bottom view of the notepad and clip holder of FIG. 1;

FIG. 6 is a left side view of the notepad and clip holder of FIG. 1; and,

FIG. 7 is a right side view of the notepad and clip holder of FIG. 1.

The broken line showing of features of the design is included for the purpose of illustrating environment and forms no part of the claimed design.

**1 Claim, 4 Drawing Sheets**



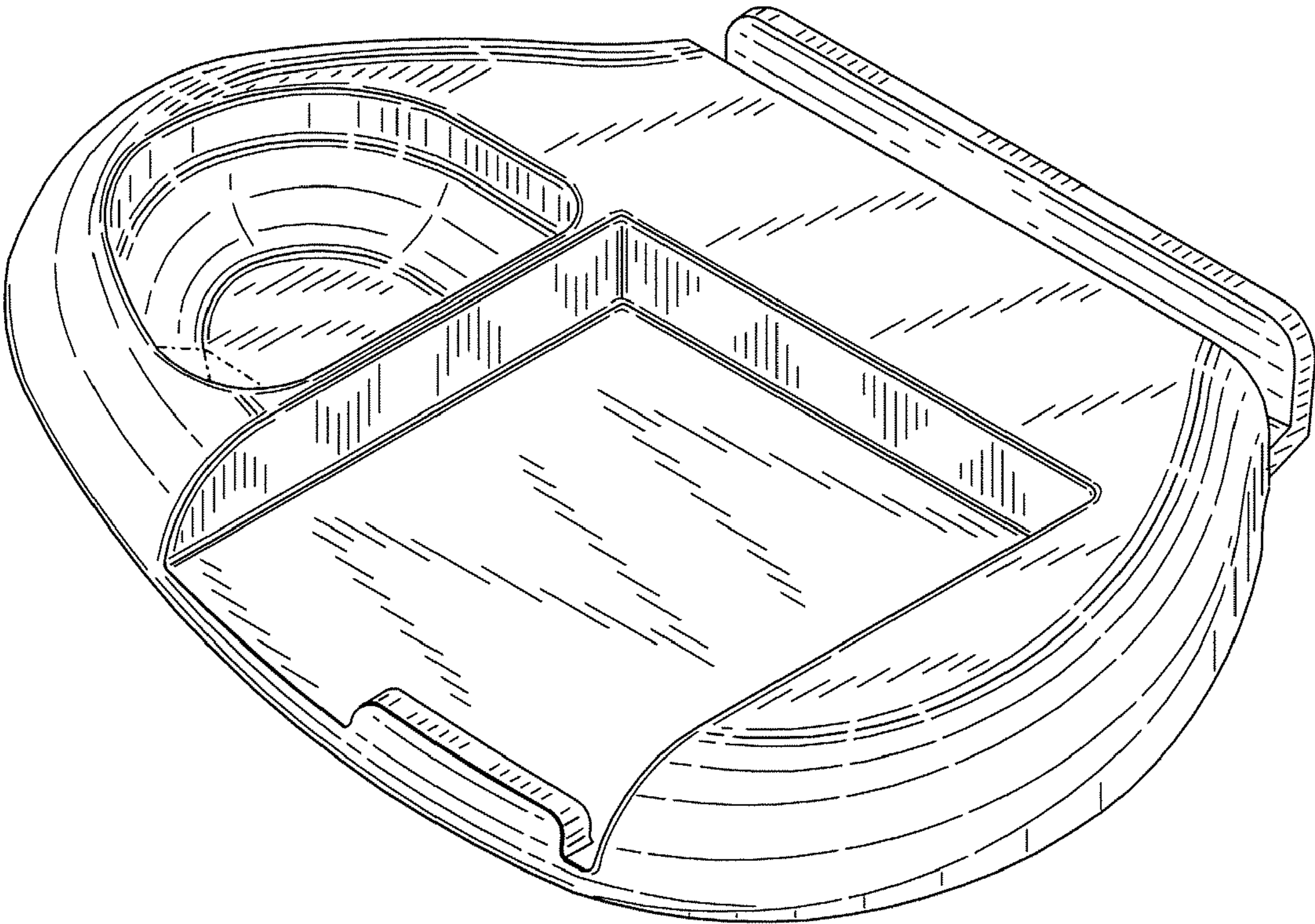


FIG. 1

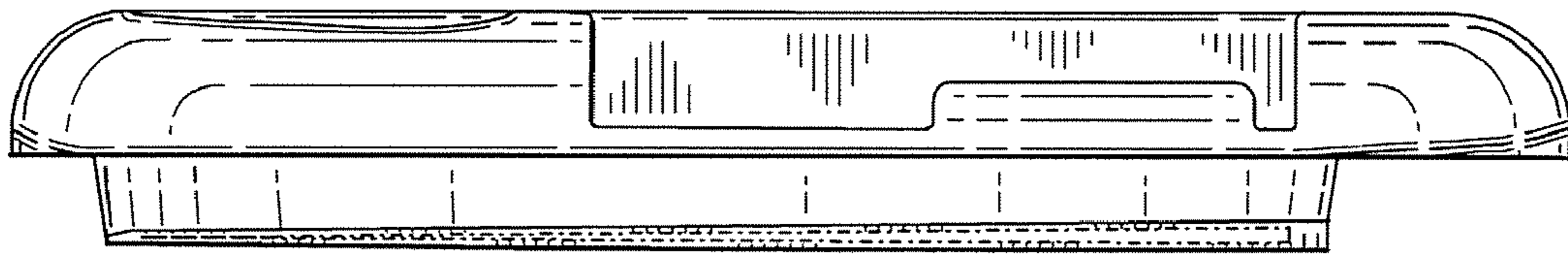


FIG. 2

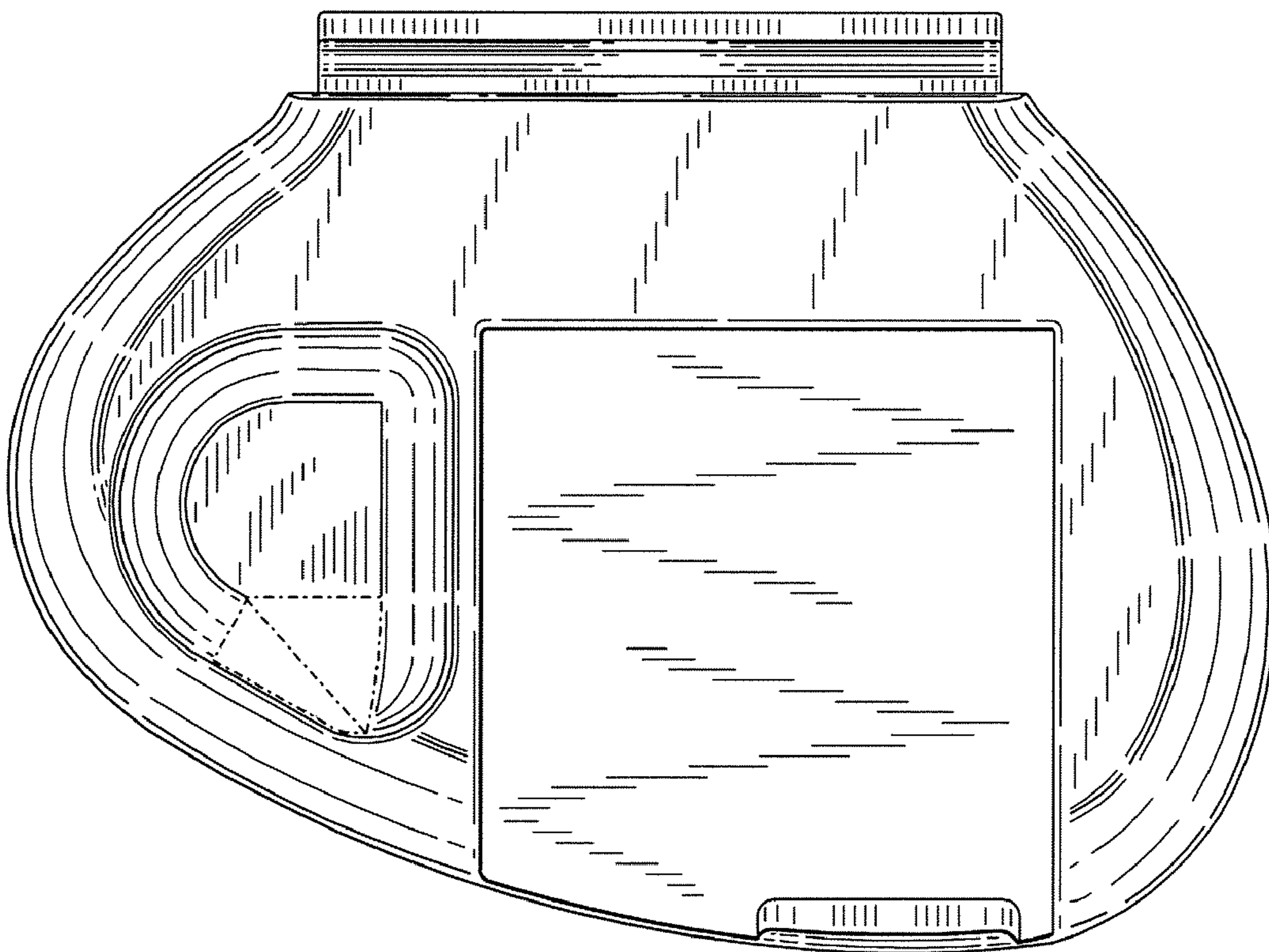


FIG. 3



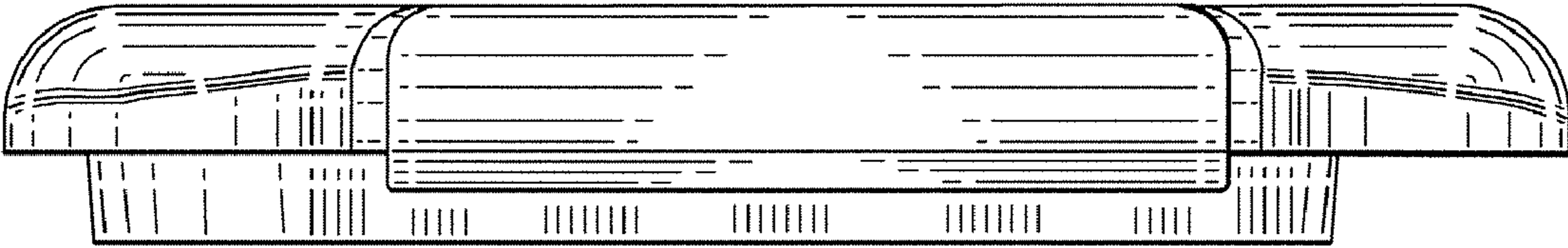


FIG. 4

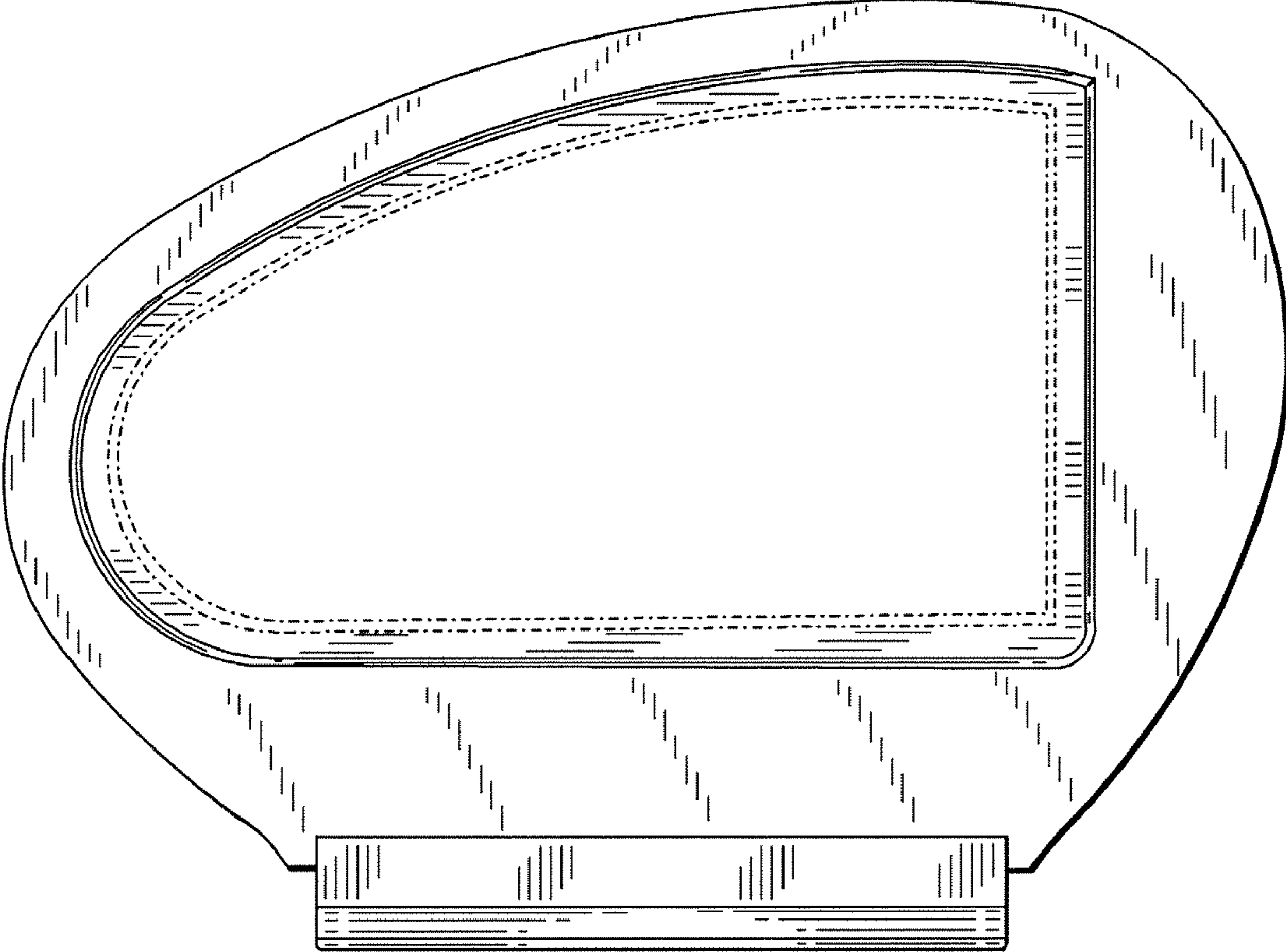


FIG. 5

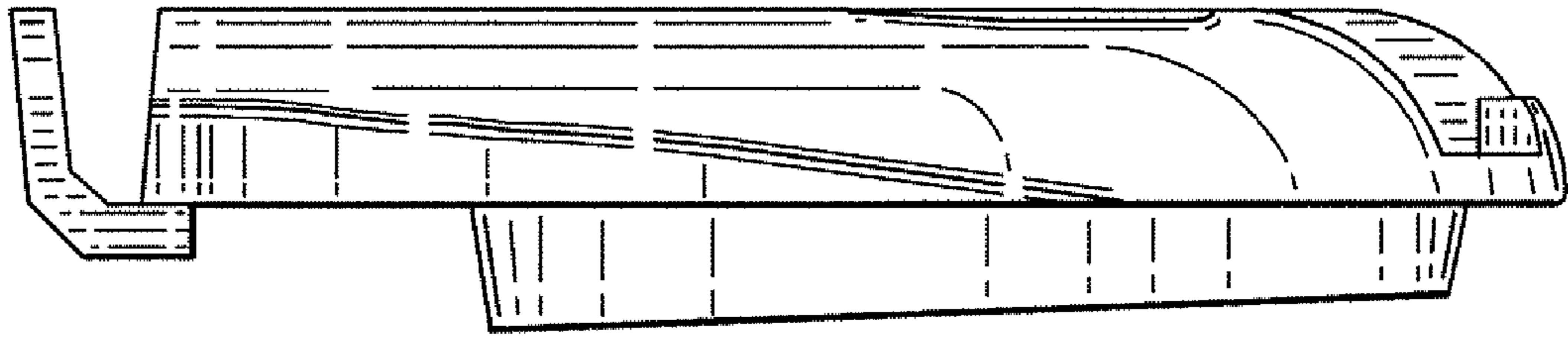


FIG. 6




FIG. 7