



US00D564023S

(12) **United States Design Patent** (10) **Patent No.:** **US D564,023 S**
Windorski (45) **Date of Patent:** **** Mar. 11, 2008**

(54) **MARKING DEVICE**

(75) Inventor: **David C. Windorski**, Woodbury, MN (US)

(73) Assignee: **3M Innovative Properties Company**, St. Paul, MN (US)

(**) Term: **14 Years**

(21) Appl. No.: **29/249,013**

(22) Filed: **Sep. 15, 2006**

(51) **LOC (8) Cl.** **19-06**

(52) **U.S. Cl.** **D19/36; D19/86**

(58) **Field of Classification Search** D19/35, D19/36, 41-51, 53-57, 86; 24/11 R, 11 F, 24/11 P; 401/17, 23, 52, 99, 100, 104-109, 401/192, 195, 196, 198, 202; 206/39.5; 221/45, 221/46, 48, 56

See application file for complete search history.

(56) **References Cited**

U.S. PATENT DOCUMENTS

- 1,155,737 A * 10/1915 Kinzie 206/39.5
- 1,173,843 A * 2/1916 Morten 206/39.3
- 3,691,140 A 9/1972 Silver
- 3,857,731 A 12/1974 Merrill, Jr. et al.
- 4,166,152 A 8/1979 Baker et al.
- D268,501 S * 4/1983 Kruckel et al. D19/43
- 4,416,392 A 11/1983 Smith
- 4,495,318 A 1/1985 Howard
- 4,770,320 A 9/1988 Miles et al.
- 4,781,306 A 11/1988 Smith
- D309,913 S * 8/1990 Shintani D19/43
- 5,045,569 A 9/1991 Delgado
- 5,073,457 A 12/1991 Blackwell
- D330,912 S * 11/1992 Otake D19/66
- 5,299,712 A * 4/1994 Carlson et al. 221/45
- 5,417,345 A 5/1995 Smith
- 5,571,617 A 11/1996 Coopriders et al.
- 5,663,241 A 9/1997 Takamatsu et al.
- 5,714,237 A 2/1998 Coopriders et al.

- 5,756,625 A 5/1998 Crandall et al.
- 5,824,748 A 10/1998 Kesti et al.
- D419,601 S * 1/2000 Windorski D19/86
- D428,926 S * 8/2000 Windorski D19/86
- RE37,563 E 2/2002 Coopriders et al.
- 6,719,472 B2 4/2004 Windorski et al.
- D502,740 S * 3/2005 Stoddard et al. D19/86
- 6,921,223 B2 7/2005 Marschand
- D508,718 S * 8/2005 Hsu D19/86
- 2005/0058497 A1 3/2005 Marschand
- 2005/0111904 A1 5/2005 Windorski et al.
- 2005/0191114 A1 9/2005 Smith, Jr. et al.

FOREIGN PATENT DOCUMENTS

- JP 11-139081 5/1999
- WO WO 01/05680 1/2001
- WO WO 2004/082962 9/2004
- WO WO 2005/032846 4/2005
- WO WO 2005/070700 8/2005

* cited by examiner

Primary Examiner—Elizabeth A. Albert

(57) **CLAIM**

The ornamental design for a marking device, as shown and described.

DESCRIPTION

FIG. 1 is a perspective view of a marking device illustrating the new design.

FIG. 2 is a left side view of a marking device, with a right side view being a mirror image of the left side view.

FIG. 3 is a front view of a marking device.

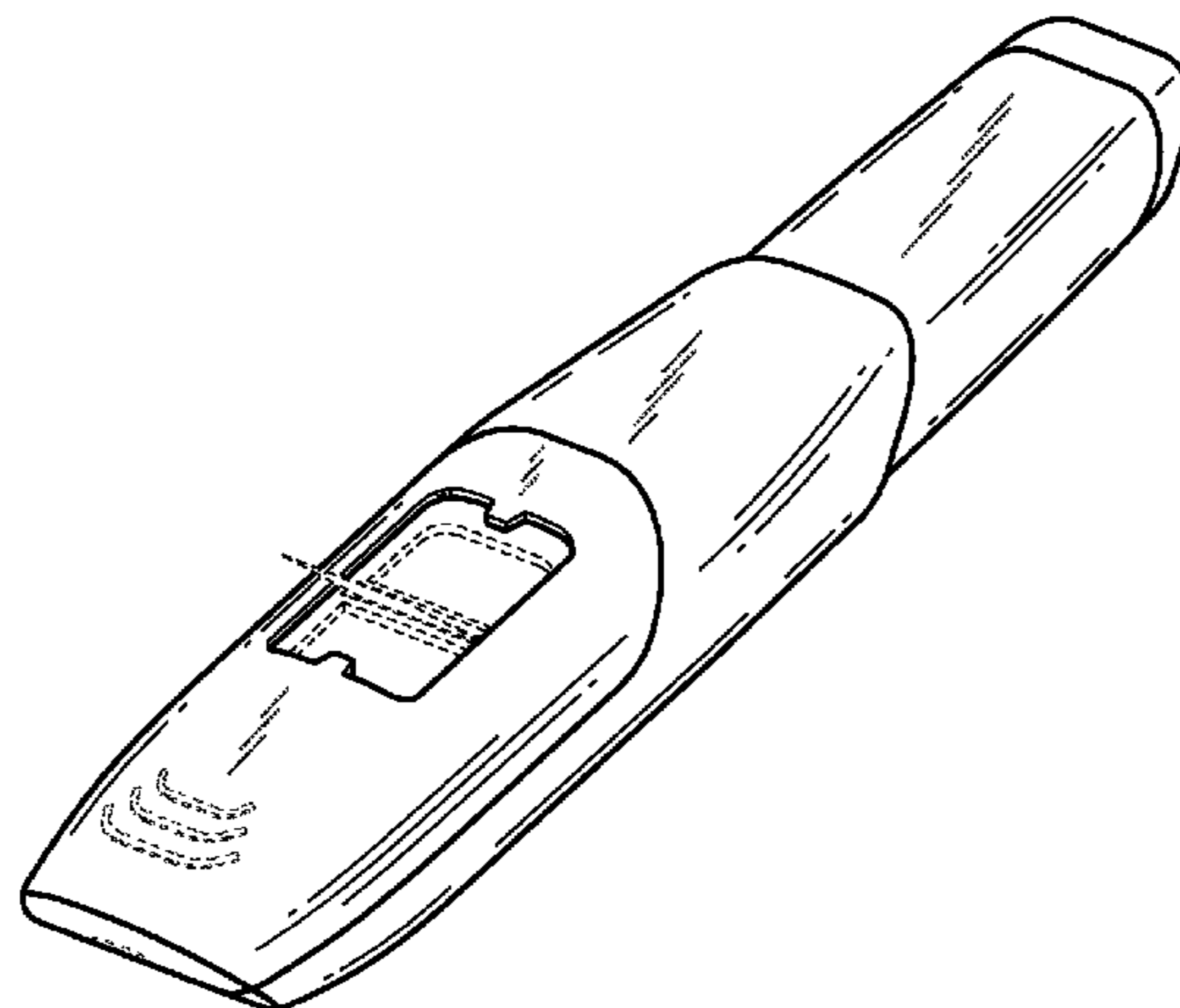
FIG. 4 is a back view of a marking device.

FIG. 5 is a bottom view of a marking device; and,

FIG. 6 is a top view of a marking device.

Those portions of the marking device shown in broken lines in FIGS. 1-6 are included for illustrative purposes only and form no part of the claimed design.

1 Claim, 2 Drawing Sheets



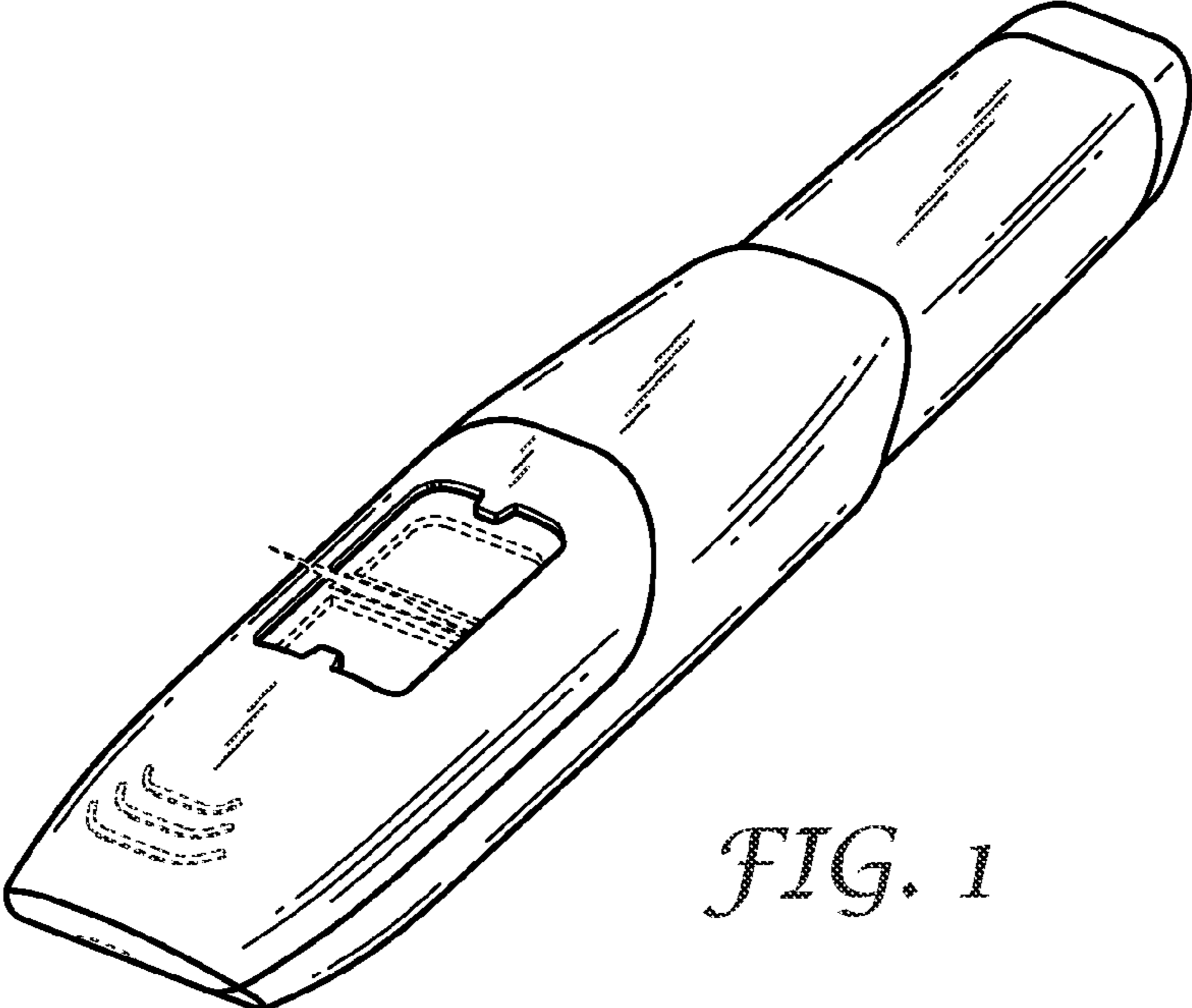


FIG. 1

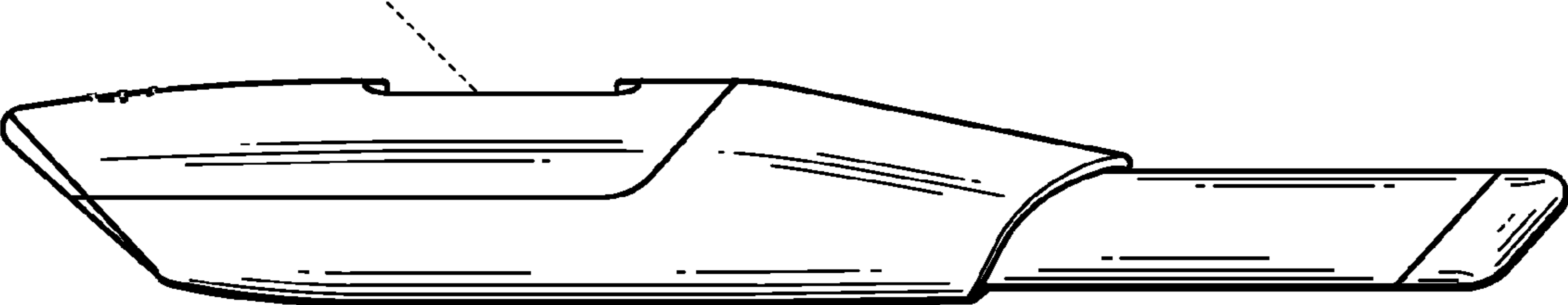


FIG. 2




FIG. 3




FIG. 4

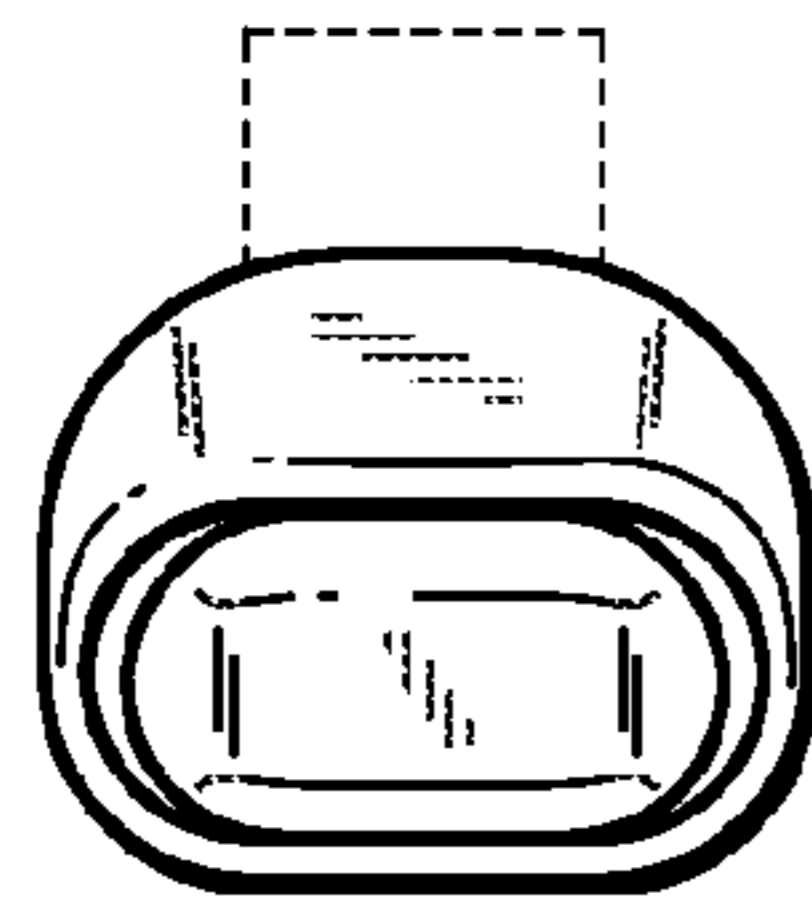


FIG. 5

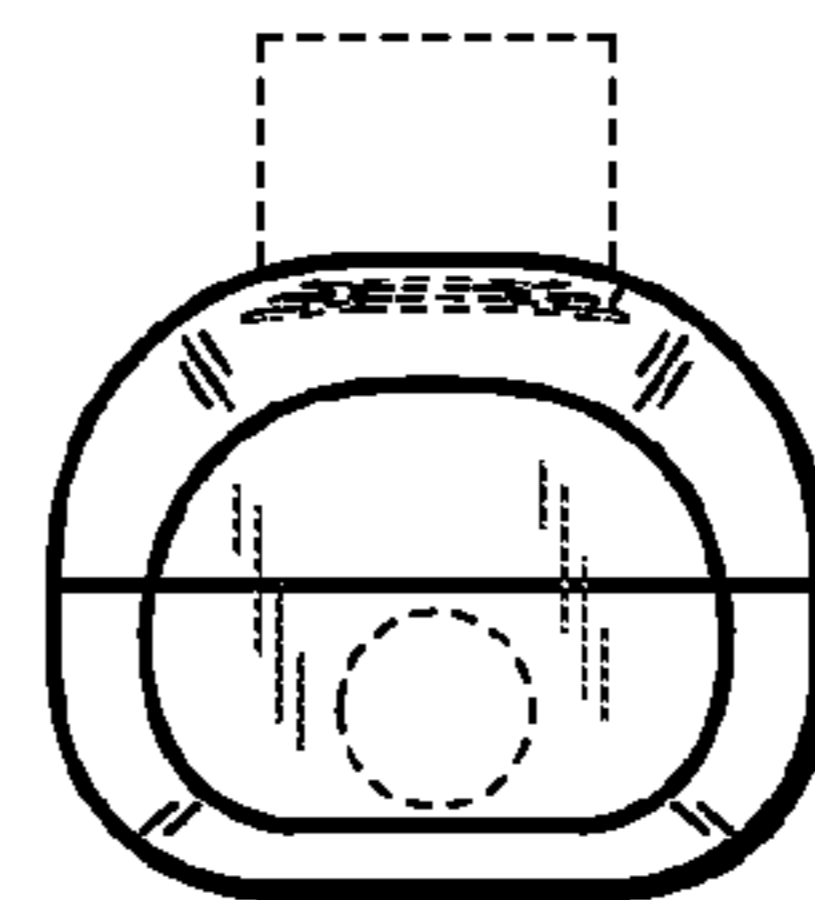


FIG. 6