

US00D564022S

(12) **United States Design Patent**
Russo et al.

(10) **Patent No.:** **US D564,022 S**

(45) **Date of Patent:** **** Mar. 11, 2008**

(54) **WIRE WINDER**

(75) Inventors: **Peter Russo**, Bedford, MA (US); **Luc Lam**, Madison, WI (US)

(73) Assignee: **Fiskars Brands, Inc.**, Madison, WI (US)

(**) Term: **14 Years**

(21) Appl. No.: **29/258,246**

(22) Filed: **Apr. 18, 2006**

(51) **LOC (8) Cl.** **19-06**

(52) **U.S. Cl.** **D19/35**

(58) **Field of Classification Search** D11/131,
D11/209; D15/199; D19/35, 100; D21/304,
D21/482; D30/121, 129, 130; 160/371;
428/32; 434/81, 83, 211, 216; 446/85, 118
See application file for complete search history.

(56) **References Cited**

U.S. PATENT DOCUMENTS

- 2,726,050 A * 12/1955 Jones 242/390.7
- D221,873 S * 9/1971 Stoy D21/304
- D257,745 S * 12/1980 Abraham D21/304

- 4,832,085 A * 5/1989 Northrup 139/34
- D328,083 S * 7/1992 Roshone, Jr. D15/199
- 6,065,968 A * 5/2000 Corliss 434/83
- 6,149,436 A * 11/2000 Dunn 434/83
- 6,938,766 B1 * 9/2005 Lee 206/388

* cited by examiner

Primary Examiner—Antoine D. Davis

Assistant Examiner—Patricia Palasik

(74) *Attorney, Agent, or Firm*—Foley & Lardner LLP

(57) **CLAIM**

The ornamental design for a wire winder, as shown and described.

DESCRIPTION

FIG. 1 is a perspective view of a wire winder showing our new design;

FIG. 2 is a top view thereof;

FIG. 3 is a first side view thereof;

FIG. 4 is a second side view thereof; and,

FIG. 5 is a bottom view thereof.

1 Claim, 3 Drawing Sheets

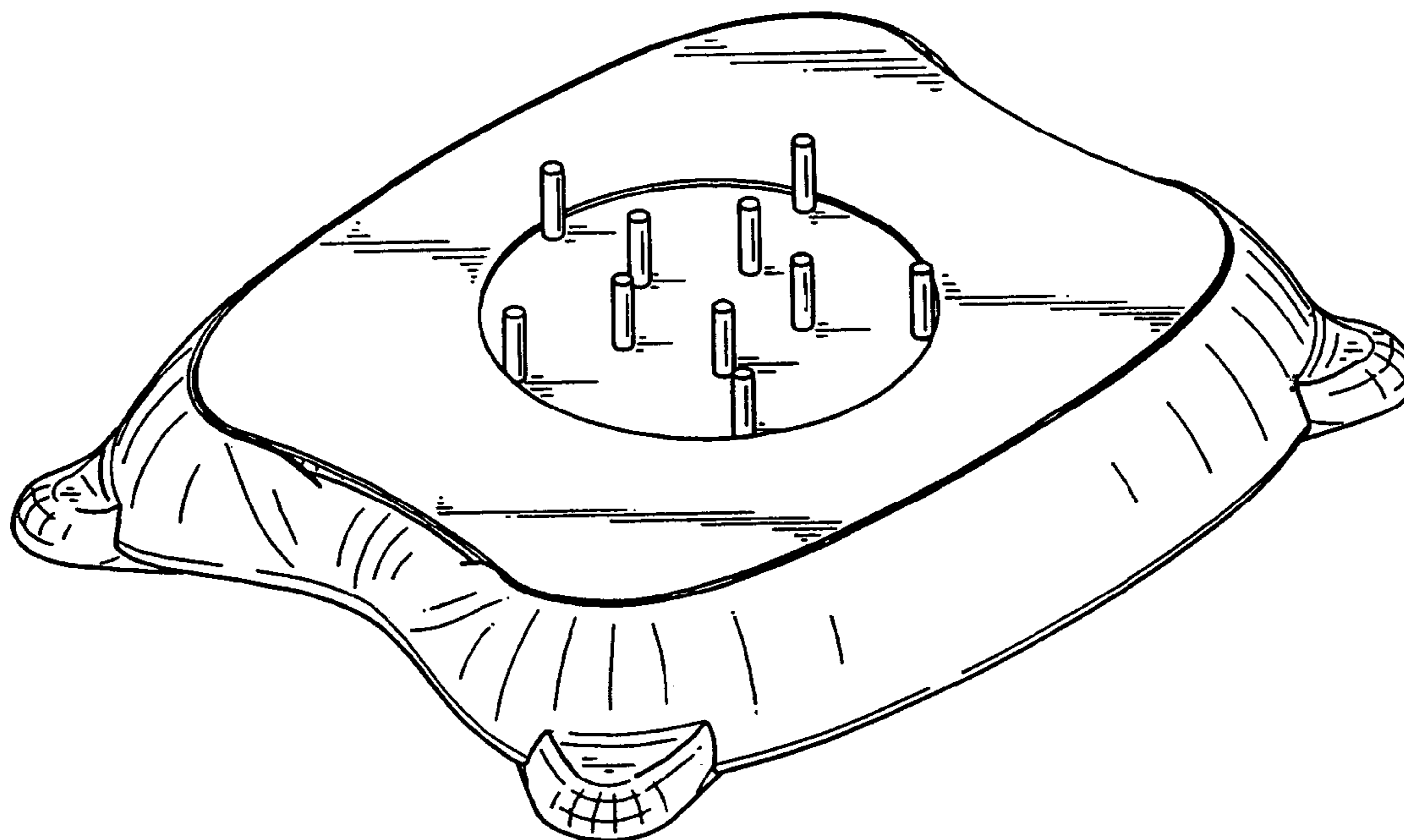


FIG. 1

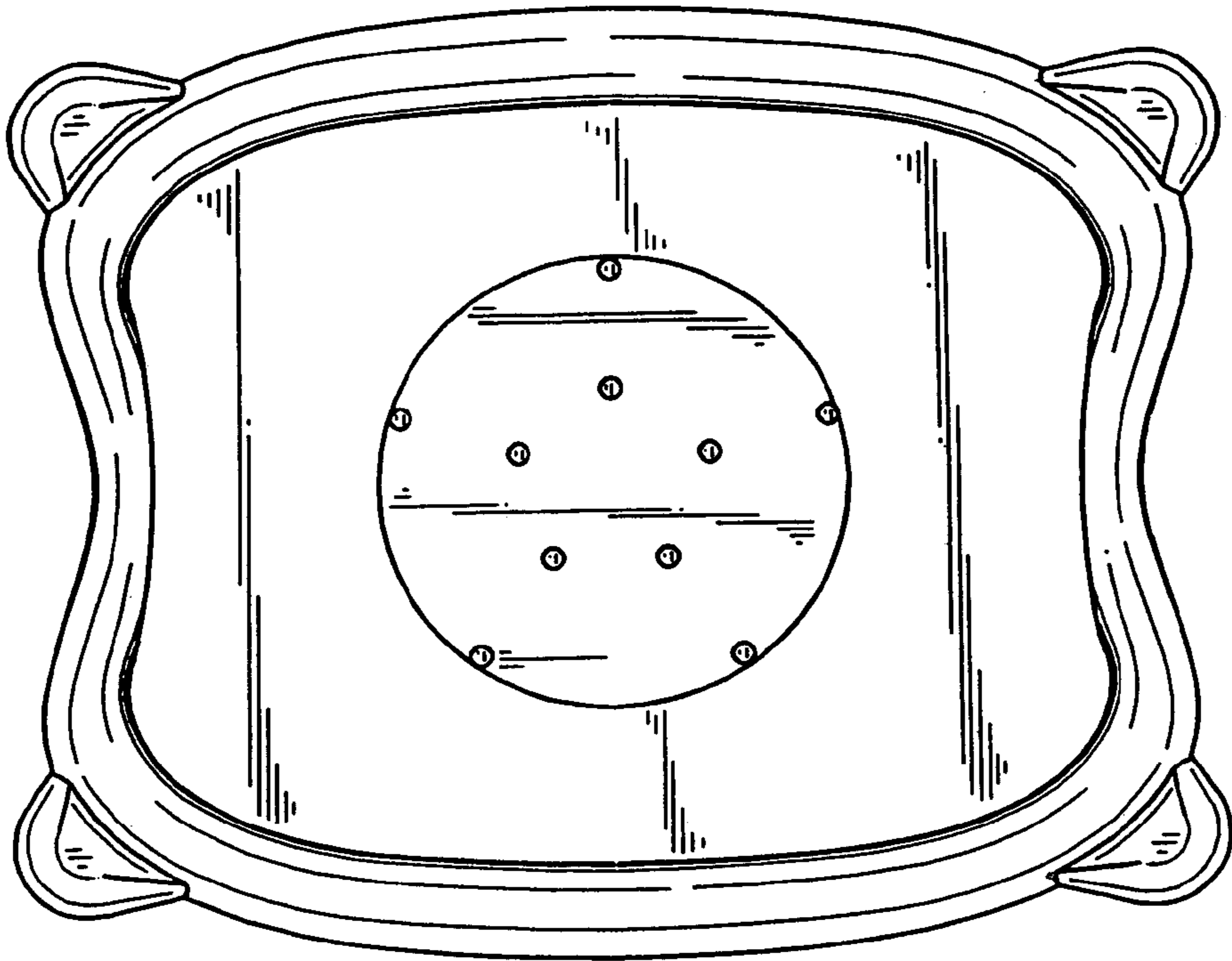
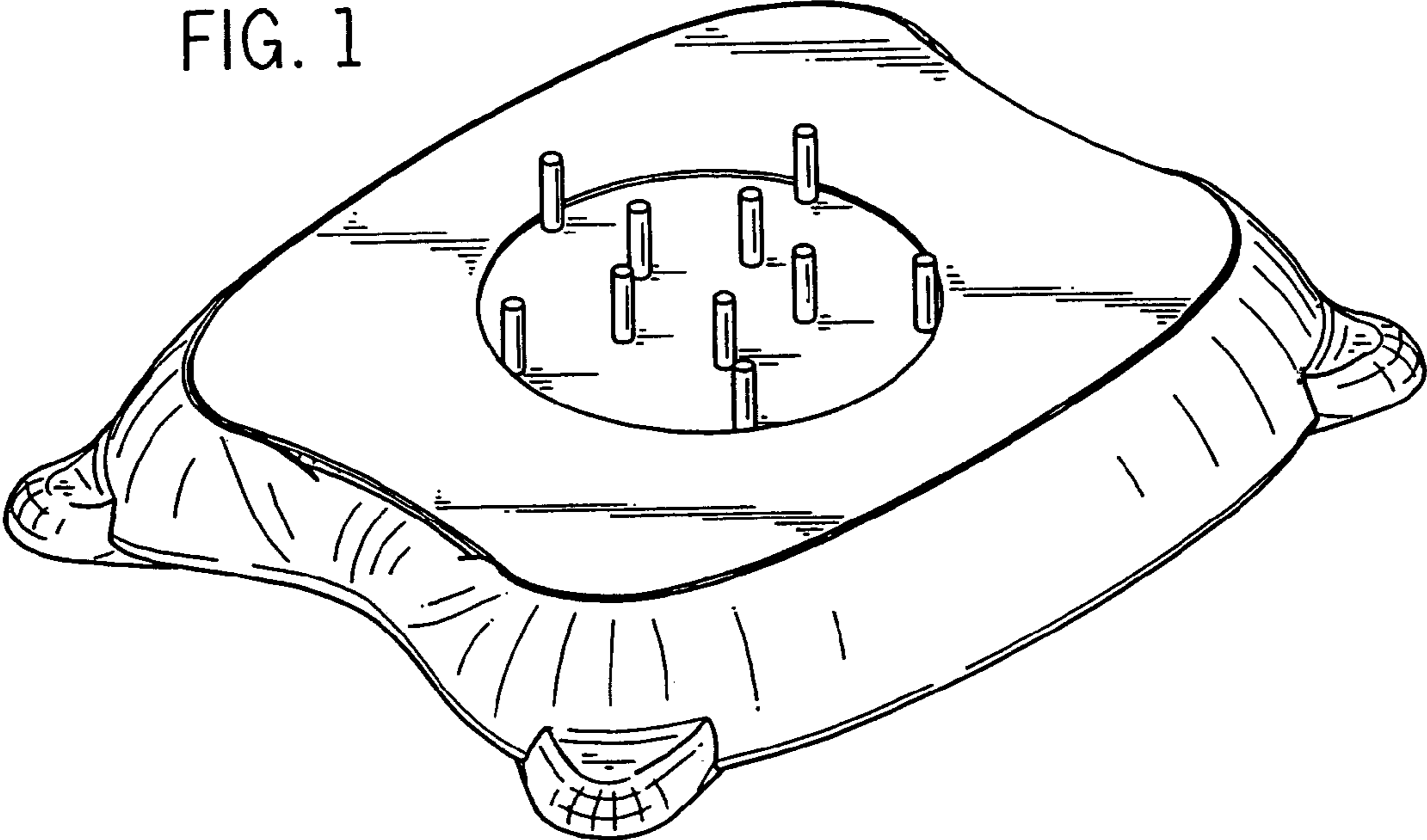


FIG. 2




FIG. 3




FIG. 4




FIG. 5