

US00D564021S

(12) **United States Design Patent**
Liu

(10) **Patent No.:** **US D564,021 S**

(45) **Date of Patent:** **** Mar. 11, 2008**

(54) **BACKPLATE FOR A RECORDABLE MEDIA STORAGE BINDER**

6,305,893 B1 * 10/2001 Lee 412/8
7,237,805 B2 * 7/2007 Fasan et al. 281/29

(76) Inventor: **Ching Shuang Liu**, Nan Ya Industrial Estate, Dao Jiao Town, Dongguan City, Guangdong (CN)

* cited by examiner

Primary Examiner—Elizabeth A. Albert
Assistant Examiner—Kelley A. Donnelly
(74) *Attorney, Agent, or Firm*—Philip H. Haymond

(**) Term: **14 Years**

(21) Appl. No.: **29/228,598**

(57) **CLAIM**

(22) Filed: **Apr. 26, 2005**

The ornamental design for a backplate for a recordable media storage binder, as shown and described.

(51) **LOC (8) Cl.** **19-04**

(52) **U.S. Cl.** **D19/32**

(58) **Field of Classification Search** D18/34.1,
D18/34, 99; D19/26–27; 402/60–61, 63,
402/68, 8 R, 8 P, 4–5; 281/29, 31, 15.1,
281/21.1, 35, 45

DESCRIPTION

See application file for complete search history.

FIG. 1 is a perspective view of a design for a backplate for a recordable media storage binder.

FIG. 2 is a front side view thereof.

FIG. 3 is a rear side view thereof.

FIG. 4 is a left side view thereof.

FIG. 5 is a right side view thereof.

FIG. 6 is a upper end view thereof; and,

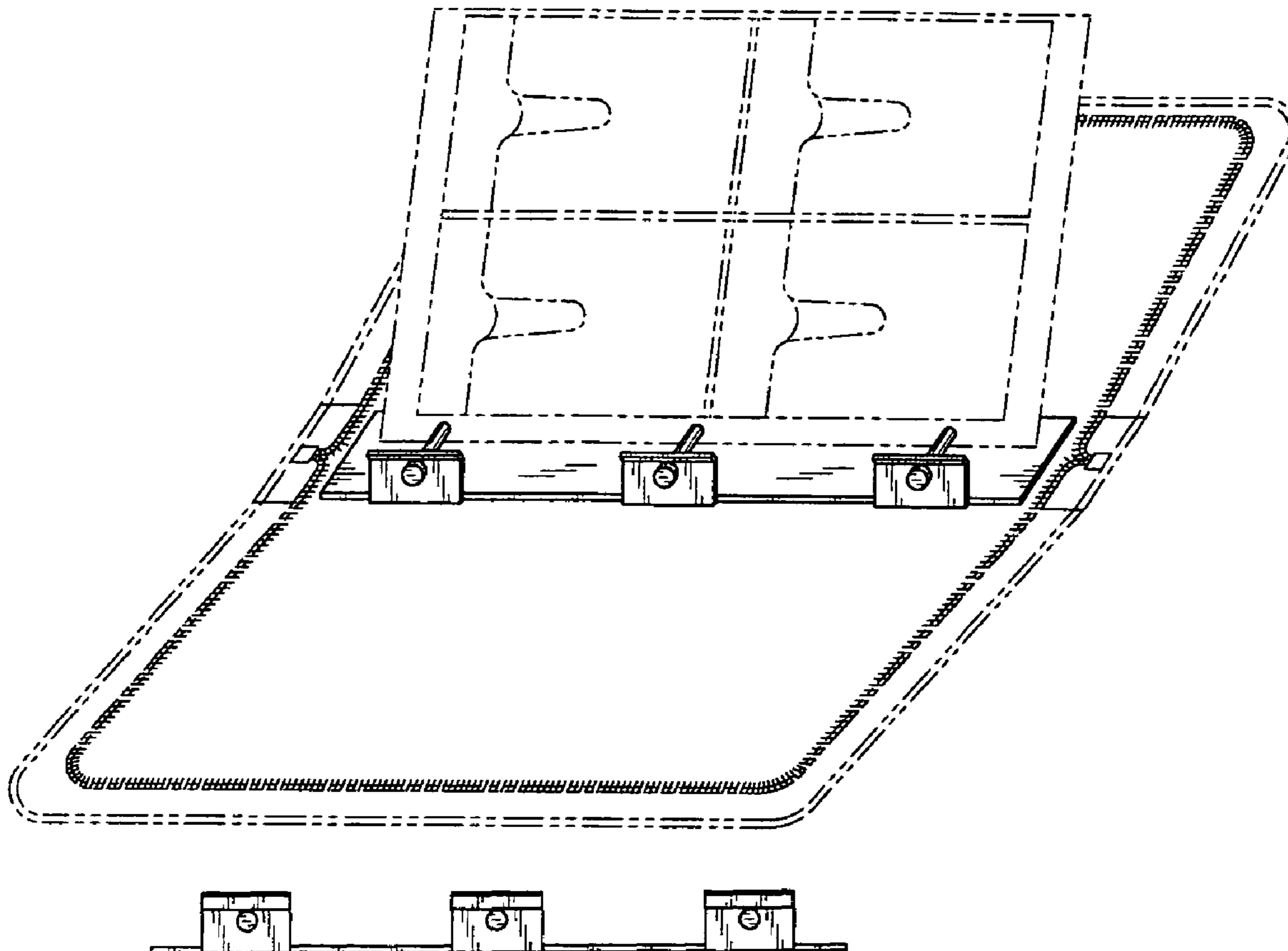
FIG. 7 is a lower end view thereof.

(56) **References Cited**

U.S. PATENT DOCUMENTS

892,029 A * 6/1908 Daniels 402/64
1,957,959 A * 5/1934 Herman 402/57
D380,488 S * 7/1997 Elstad et al. D18/34.1

1 Claim, 2 Drawing Sheets



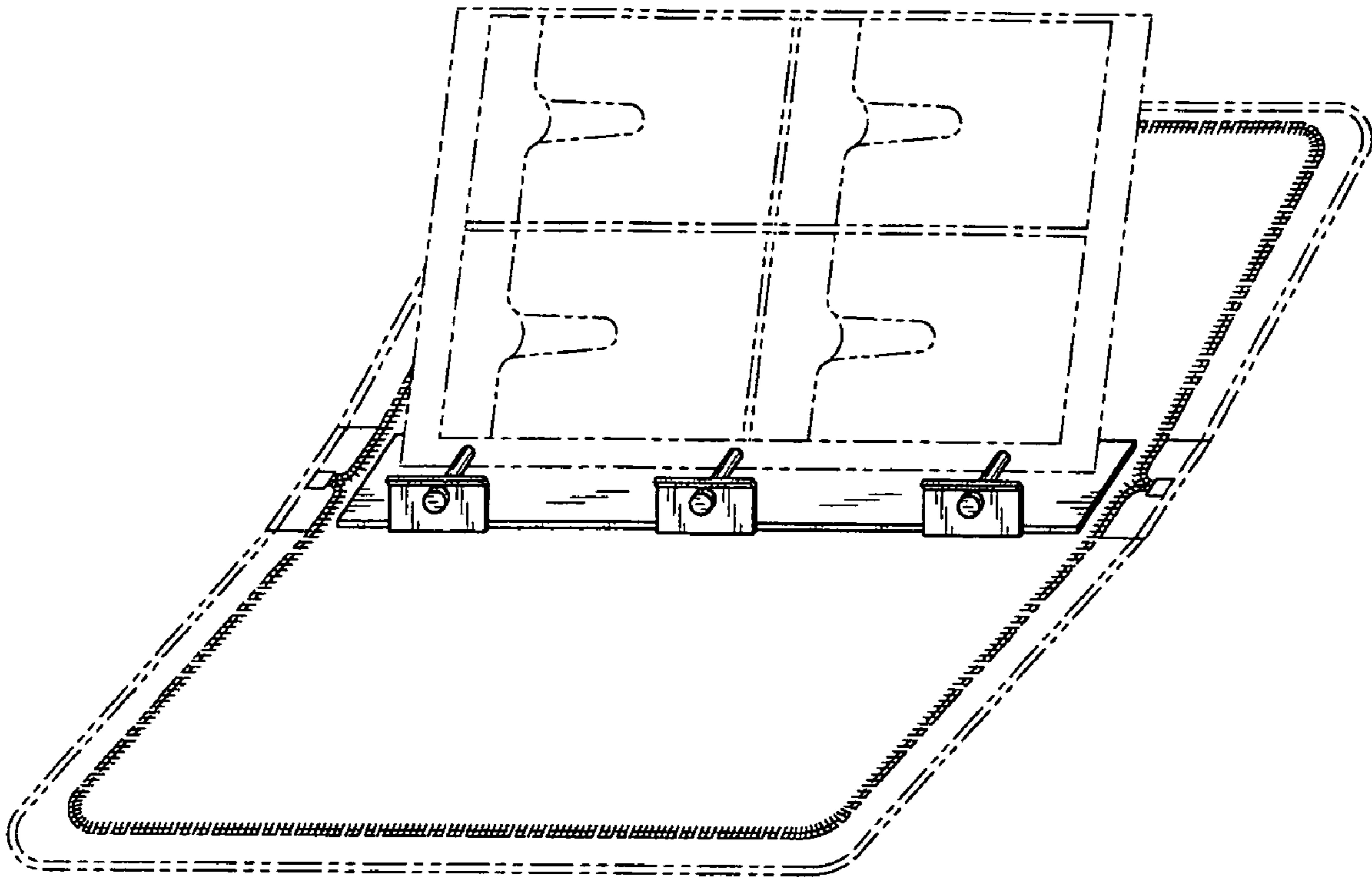


FIG. 1

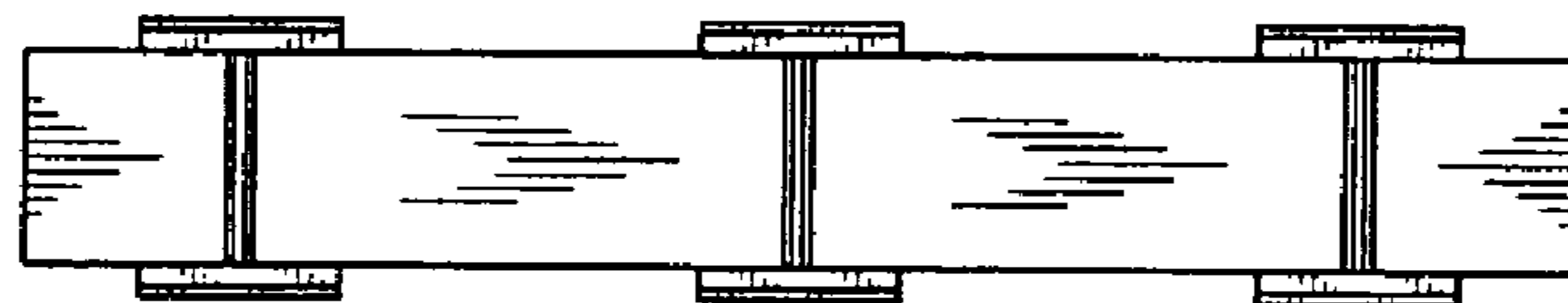


FIG. 2

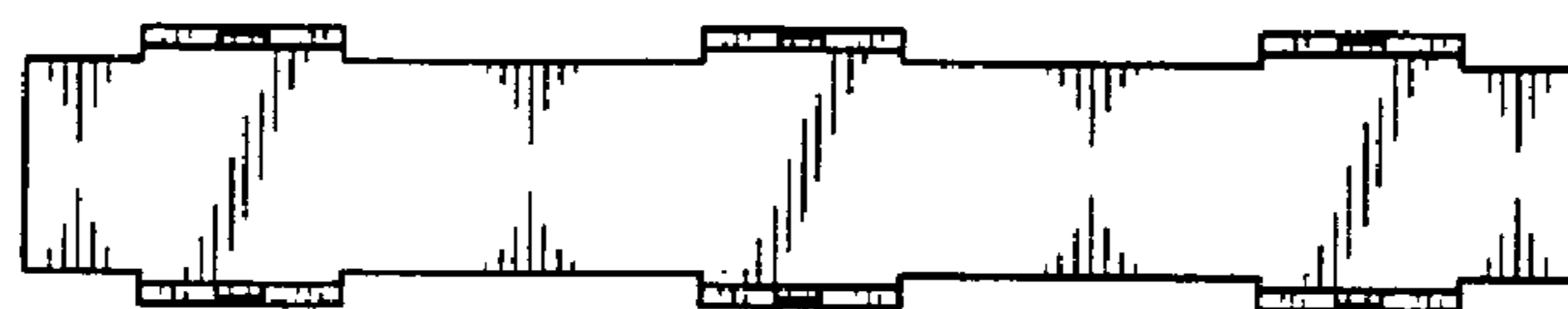


FIG. 3



FIG. 4



FIG. 5



FIG. 6




FIG. 7