



US00D564020S

(12) **United States Design Patent**
Brown

(10) **Patent No.:** **US D564,020 S**
(45) **Date of Patent:** **** Mar. 11, 2008**

(54) **MENU HOLDER**

(75) Inventor: **Jason Brown**, Seattle, WA (US)

(73) Assignee: **Brown Creative, Inc.**, Seattle, WA (US)

(**) Term: **14 Years**

(21) Appl. No.: **29/273,775**

(22) Filed: **Mar. 12, 2007**

(51) **LOC (8) Cl.** **19-04**

(52) **U.S. Cl.** **D19/26**

(58) **Field of Classification Search** D19/26-27,
D19/31-34, 86; 412/4, 19; 281/21 R, 29,
281/1, 4, 15 A, 19 A, 45, 48, 17; 402/3,
402/73, 76

See application file for complete search history.

(56) **References Cited**

U.S. PATENT DOCUMENTS

4,498,828	A *	2/1985	Ackerman	412/4
D285,313	S *	8/1986	Maune	D19/32
4,928,995	A *	5/1990	Pickering et al.	281/29
D311,548	S *	10/1990	Thompson, Jr.	D19/26
5,733,087	A *	3/1998	Gwyn	412/8
5,944,353	A *	8/1999	Sato	281/29
D429,497	S *	8/2000	Wyant	D19/26
6,179,332	B1 *	1/2001	Funkhouser	281/21.1
6,361,236	B1 *	3/2002	Podosek	402/70
6,964,433	B2 *	11/2005	Plutsky	281/21.1
D524,862	S *	7/2006	Arceneaux	D19/26
D547,547	S *	7/2007	Maurion	D3/247

* cited by examiner

Primary Examiner—Elizabeth A. Albert

Assistant Examiner—Kelley A. Donnelly

(74) *Attorney, Agent, or Firm*—Christensen O'Connor Johnson Kindness PLLC

(57) **CLAIM**

The ornamental design for a menu holder, as shown and described.

DESCRIPTION

FIG. 1 is a three-quarter rear perspective view of a menu holder showing my new design with a translucent front panel;

FIG. 2 is a three-quarter front perspective view of the menu holder shown in FIG. 1;

FIG. 3 is a left side view of the menu holder shown in FIG. 1;

FIG. 4 is a front view of the menu holder shown in FIG. 1;

FIG. 5 is a bottom view of the menu holder shown in FIG. 1, which, due to the symmetry of my new design, is the same as the top side view;

FIG. 6 is a right side view of the menu holder shown in FIG. 1;

FIG. 7 is a rear view of the menu holder shown in FIG. 1;

FIG. 8 is a perspective view of the menu holder shown in FIG. 1 in an open position;

FIG. 9 is a three-quarter rear perspective view of a second embodiment of a menu holder showing my new design and having an opaque front panel;

FIG. 10 is a three-quarter front perspective view of the menu holder shown in FIG. 9;

FIG. 11 is a left side view of the menu holder shown in FIG. 9;

FIG. 12 is a front view of the menu holder shown in FIG. 9;

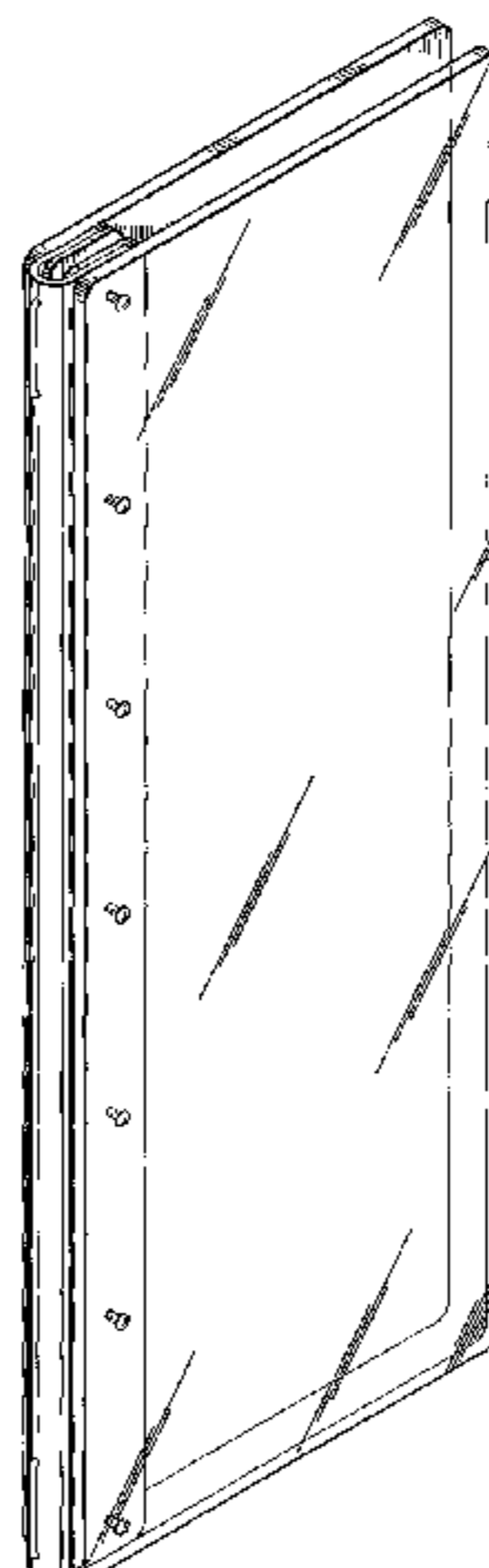
FIG. 13 is a bottom view of the menu holder shown in FIG. 9, which, due to the symmetry of my new design, is the same as the top side view;

FIG. 14 is a right side view of the menu holder shown in FIG. 9;

FIG. 15 is a rear view of the menu holder shown in FIG. 9; and,

FIG. 16 is a perspective view of the menu holder shown in FIG. 9 in an open position.

1 Claim, 10 Drawing Sheets



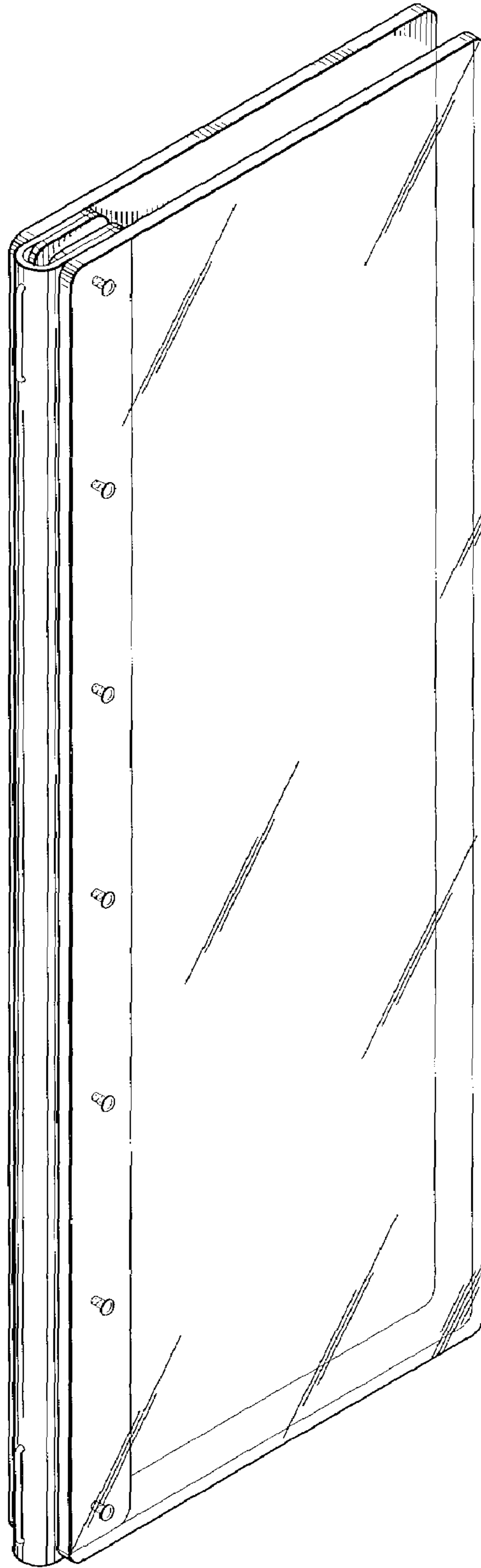


Fig. 1.

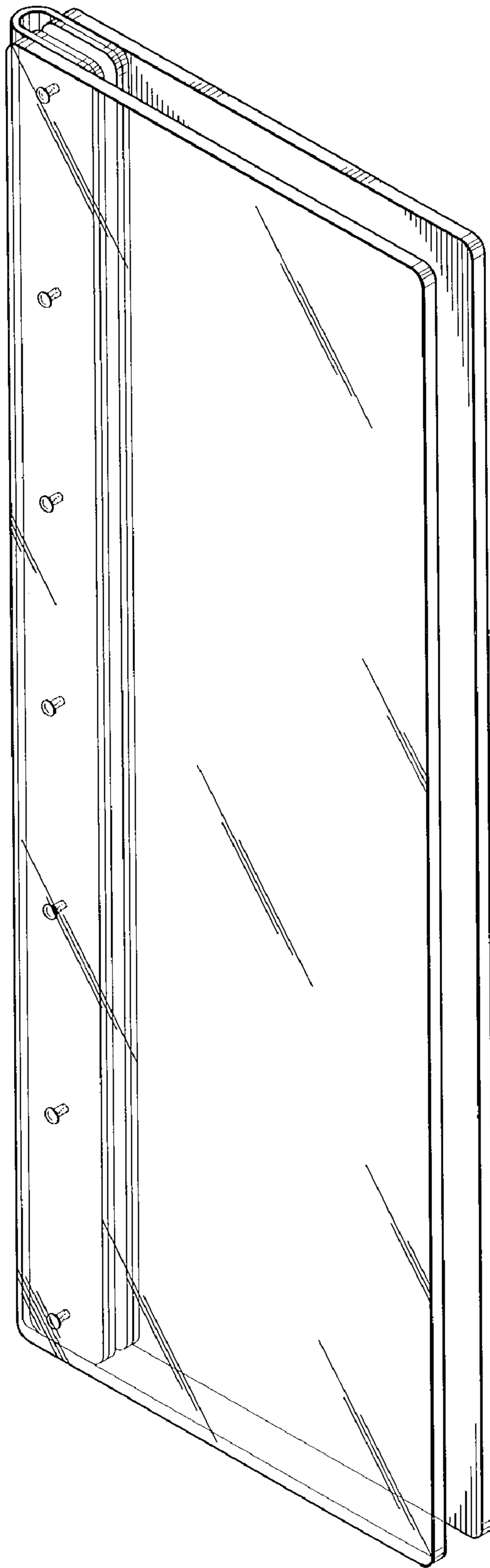


Fig. 2.

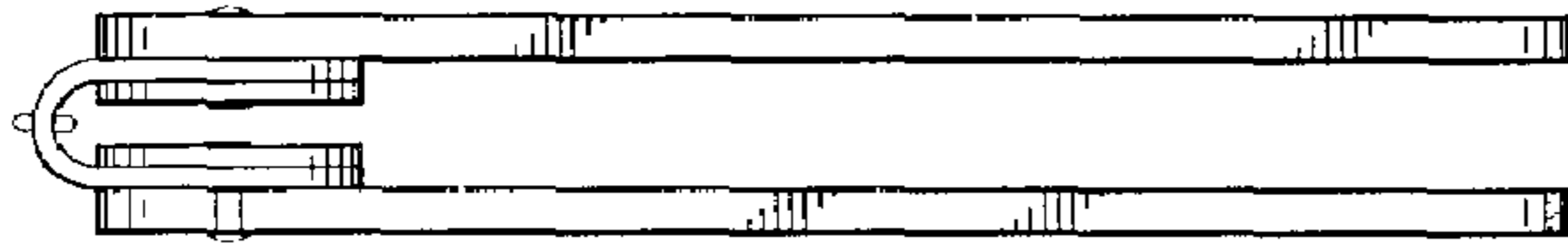


Fig. 5.

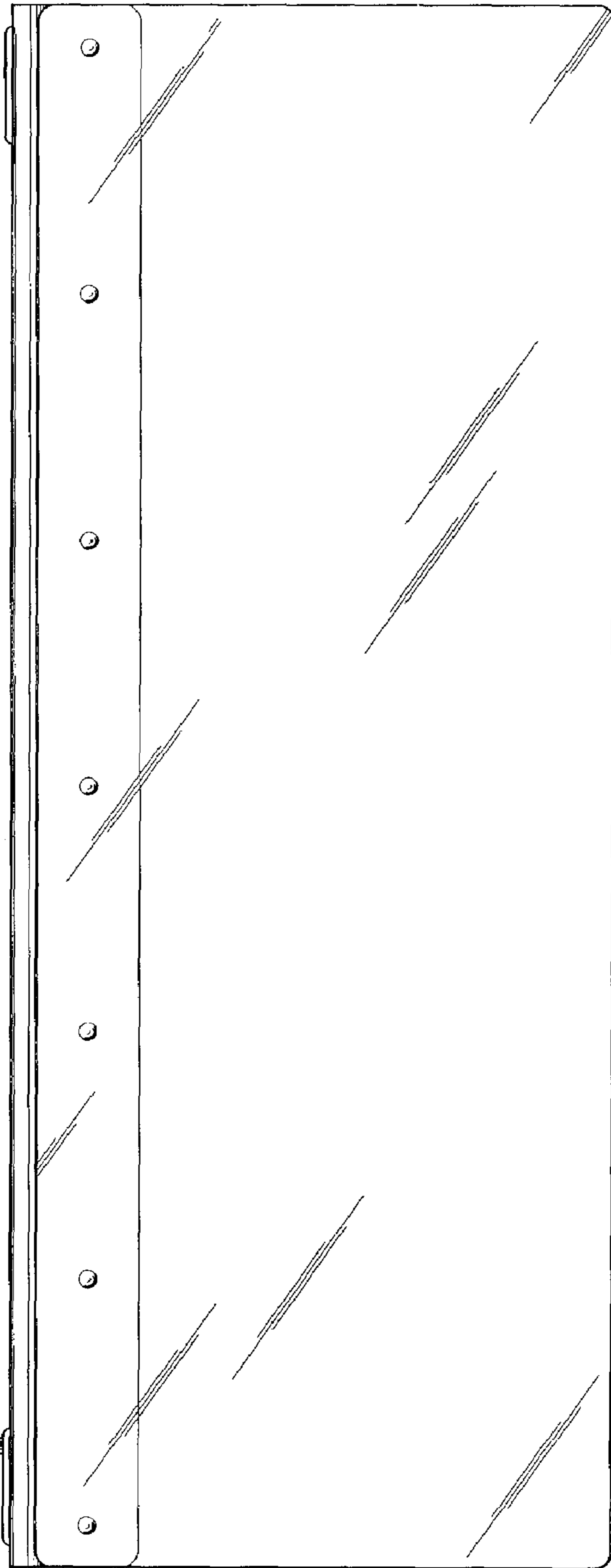


Fig. 3.

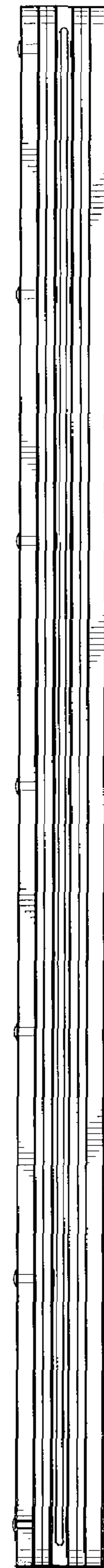


Fig. 4.

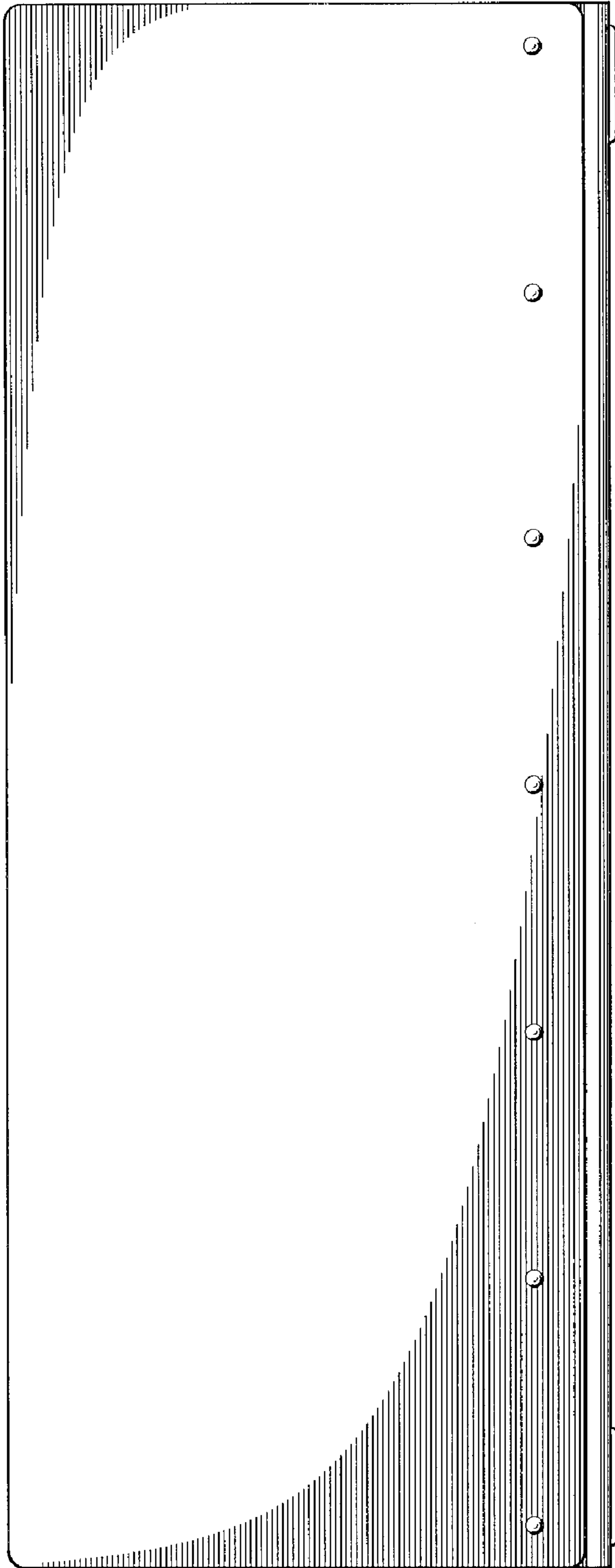


Fig. 6.

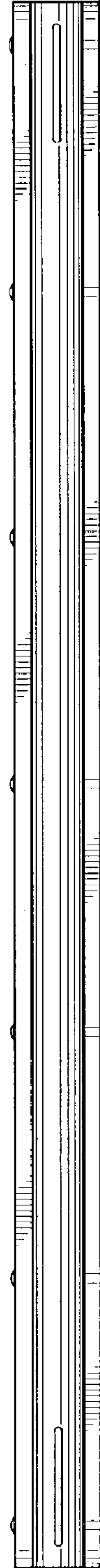


Fig. 7.

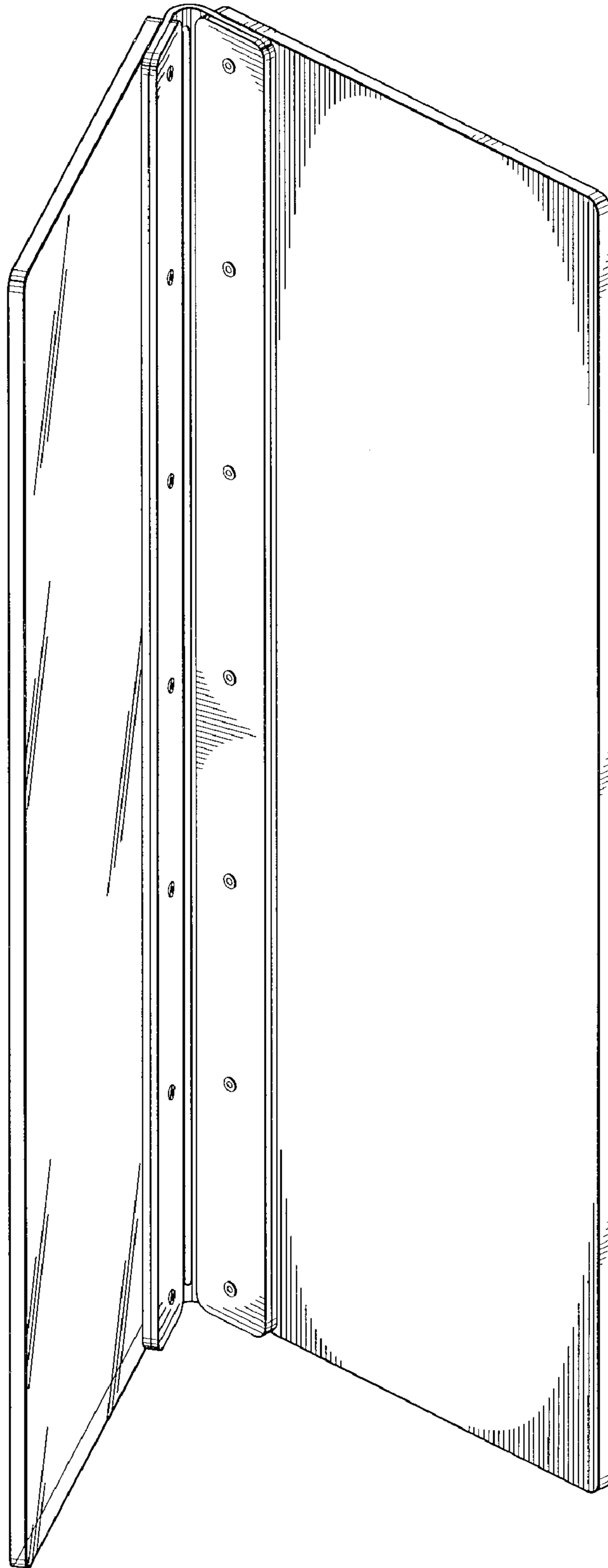


Fig. 8.

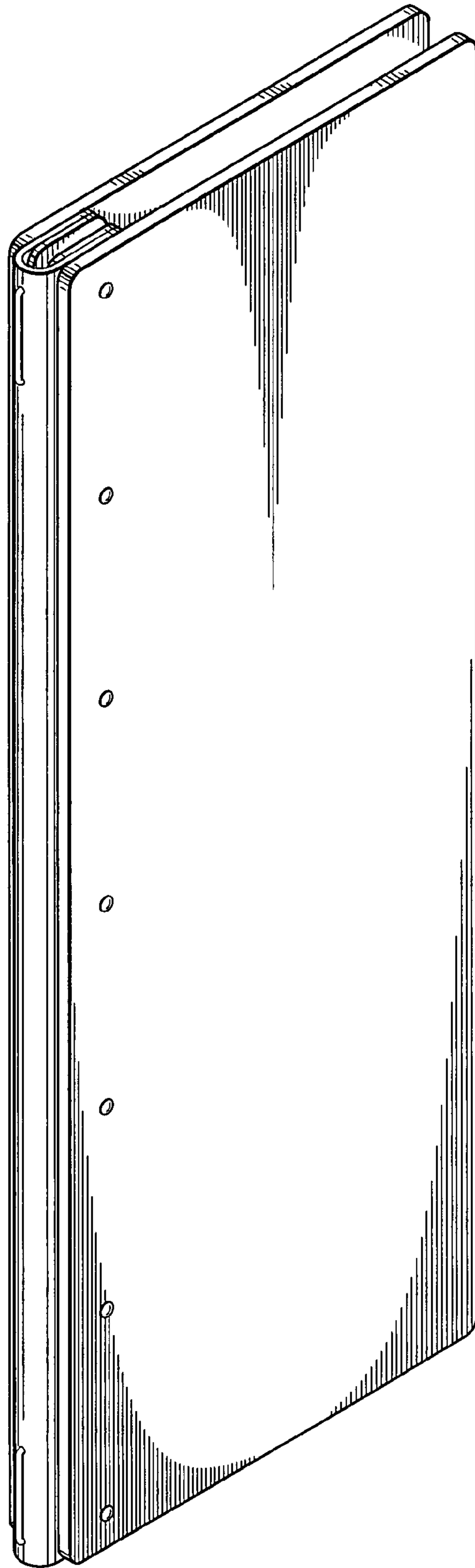


Fig. 9.

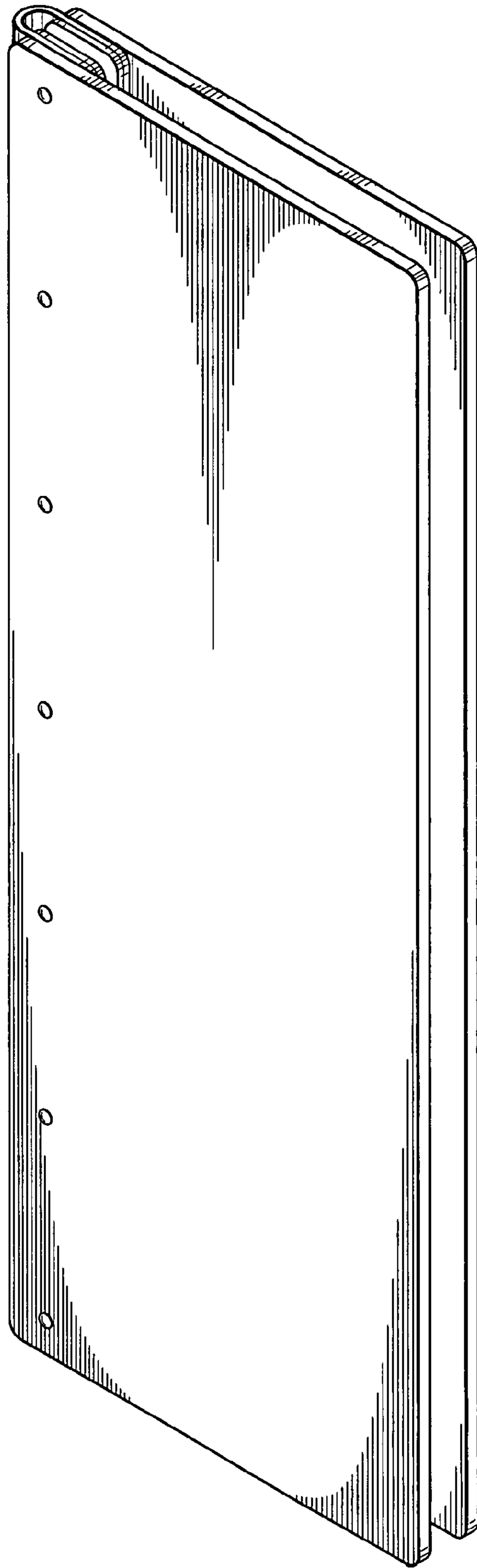


Fig. 10.

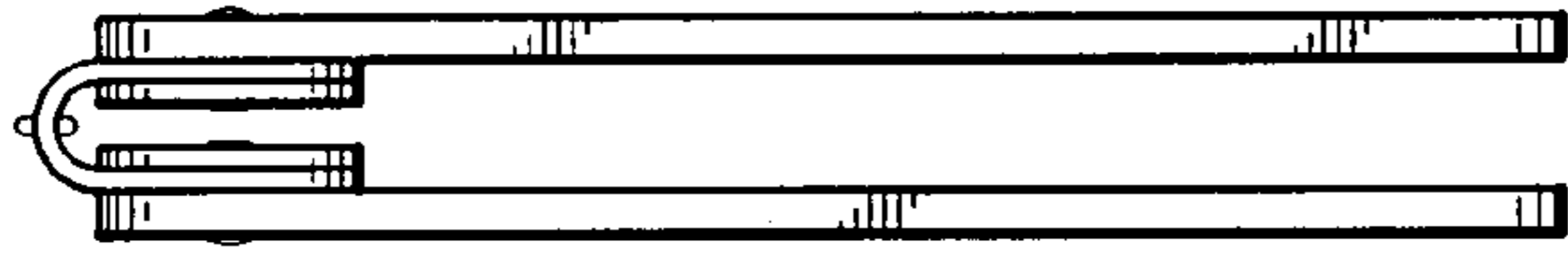


Fig. 13.




Fig. 11.

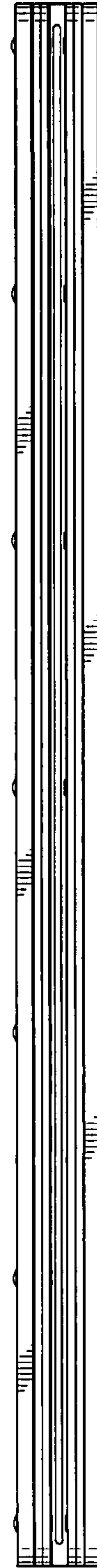


Fig. 12.




Fig. 14.

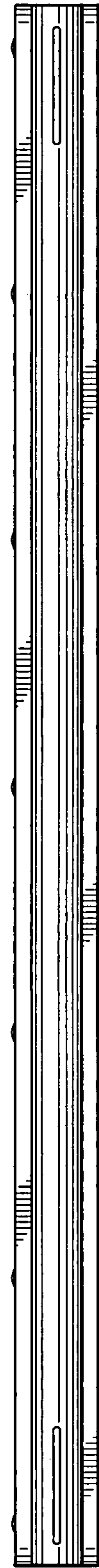


Fig. 15.

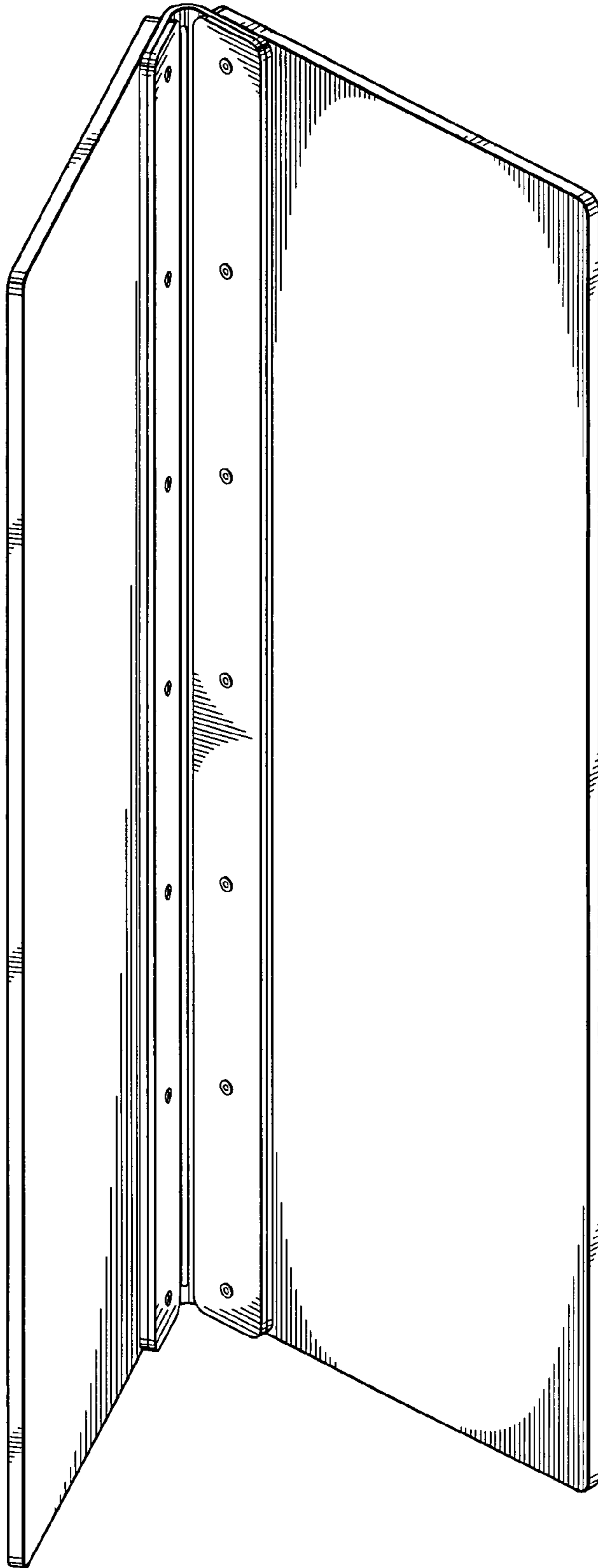


Fig. 16.