

US00D564017S

(12) **United States Design Patent**
Wang

(10) **Patent No.:** **US D564,017 S**
(45) **Date of Patent:** **** Mar. 11, 2008**

(54) **CALCULATOR**

D497,618 S * 10/2004 Andre et al. D14/496
D544,522 S * 6/2007 Chow D18/7

(75) Inventor: **Yang-Chun Wang**, Taipei (TW)

* cited by examiner

(73) Assignee: **Test Rite International Company, Ltd.**, Taipei (TW)

Primary Examiner—Robert M. Spear
Assistant Examiner—Garth Rademaker
(74) *Attorney, Agent, or Firm*—Venable LLP; Raymond J. Ho

(**) Term: **14 Years**

(21) Appl. No.: **29/277,981**

(57) **CLAIM**

(22) Filed: **Mar. 15, 2007**

I claim the ornamental design for a calculator, as shown and described.

(51) **LOC (8) Cl.** **18-01**

(52) **U.S. Cl.** **D18/7**

(58) **Field of Classification Search** D14/191,
D14/218, 341–347, 383, 387, 388; D18/1,
D18/2, 4.4, 4.5, 6–12, 12.1, 12.2, 12.3; D21/512;
235/58 R, 59 A, 59 BC, 59 BD, 59 BE,
235/59 BF, 59 BG, 59 BH, 39 CP, 59 T,
235/59 TP, 61 R; 708/100, 105, 130
See application file for complete search history.

DESCRIPTION

FIG. 1 is a perspective view of a calculator showing my new design.

FIG. 2 is a front view thereof;

FIG. 3 is a rear view thereof

FIG. 4 is a left side view thereof;

FIG. 5 is a right side view thereof;

FIG. 6 is a top plan view thereof; and,

FIG. 7 is a bottom plan view thereof.

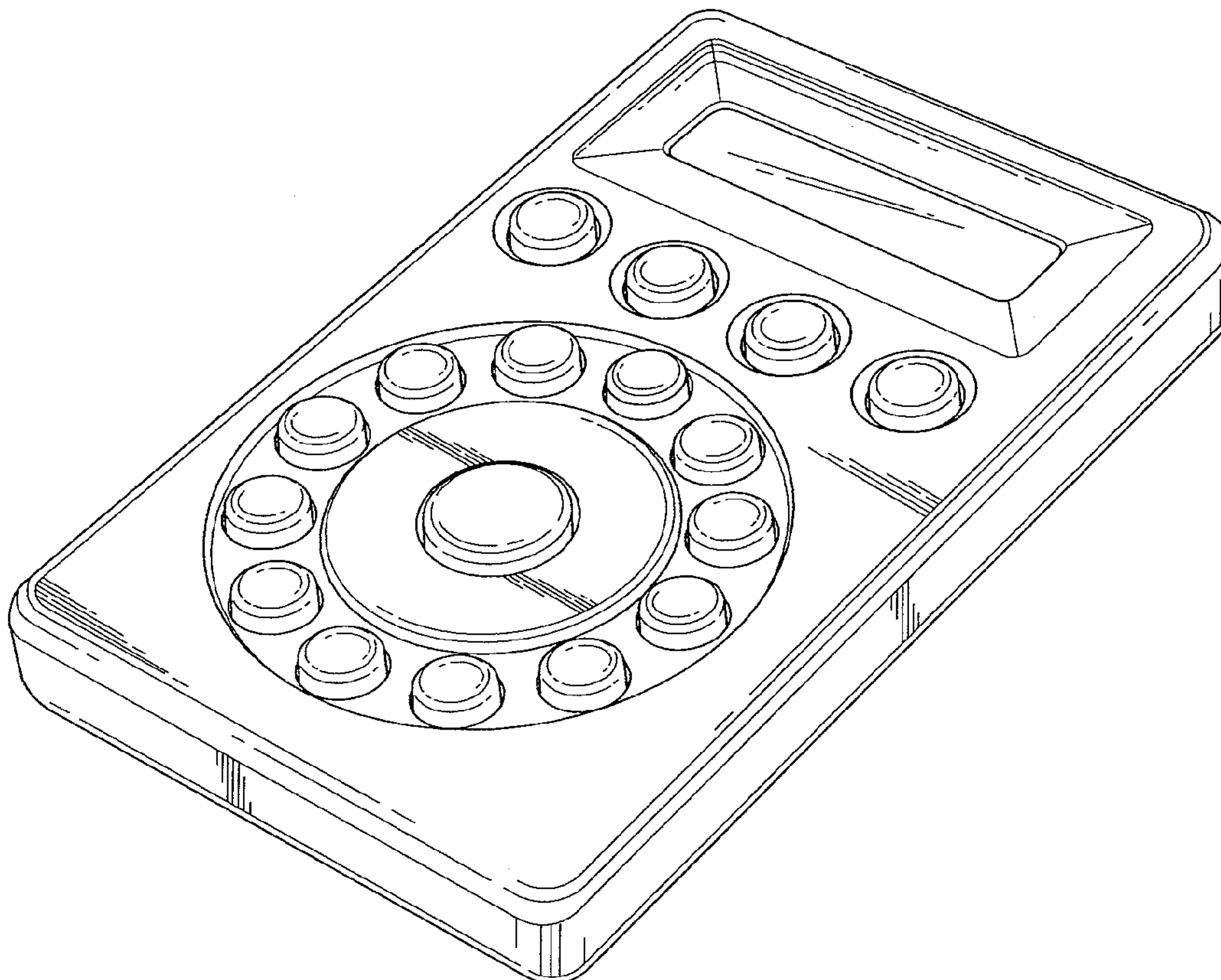
The broken lines depict environmental subject matter only and form no part of the claimed design.

(56) **References Cited**

U.S. PATENT DOCUMENTS

D202,234 S * 9/1965 McLarty D18/11
D244,012 S * 4/1977 Cake et al. D18/2
D294,152 S * 2/1988 Kuo D18/7
D310,093 S * 8/1990 Sakaguchi et al. D18/7
D468,342 S * 1/2003 Bodum D18/7

1 Claim, 5 Drawing Sheets



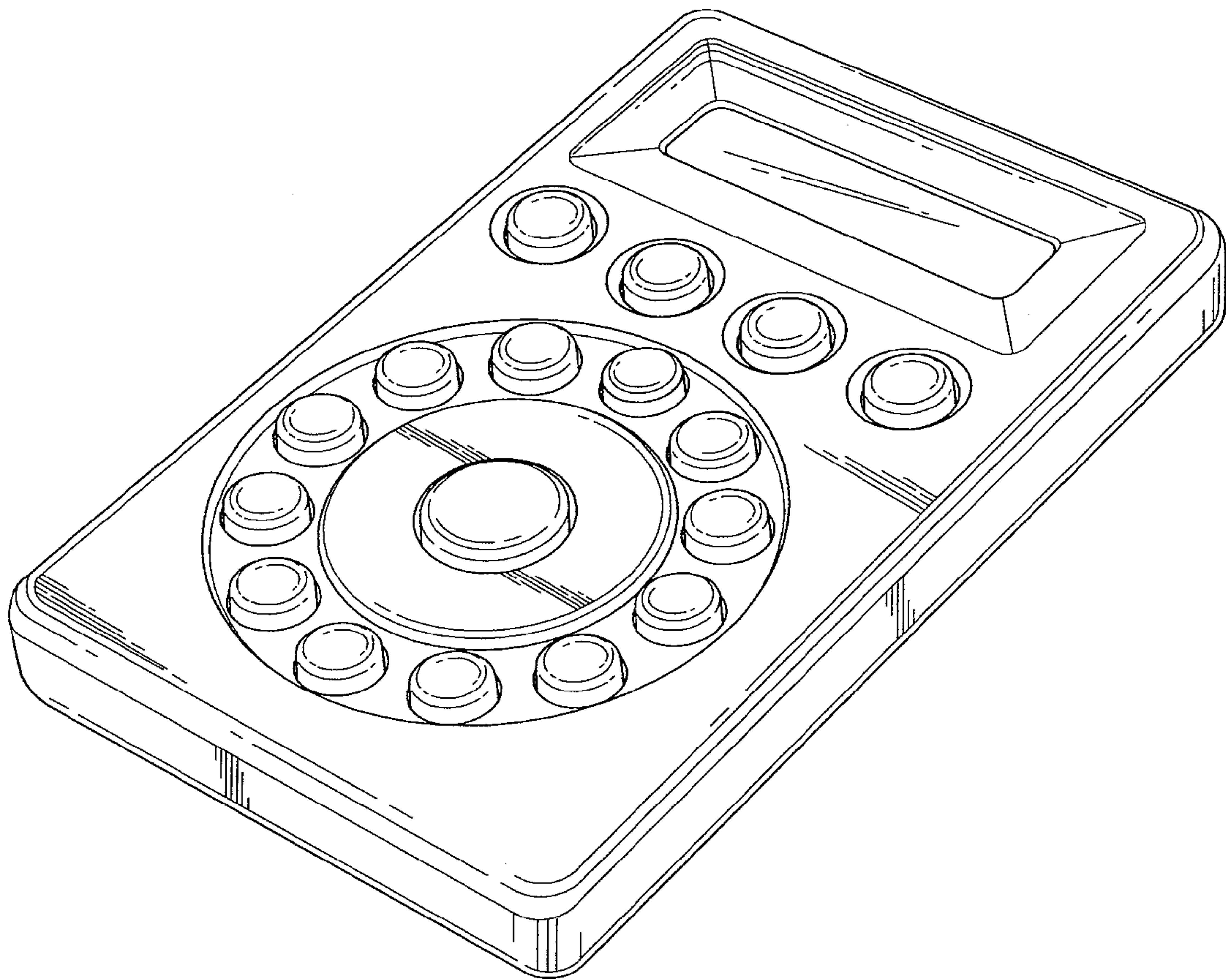


Fig. 1




Fig. 2

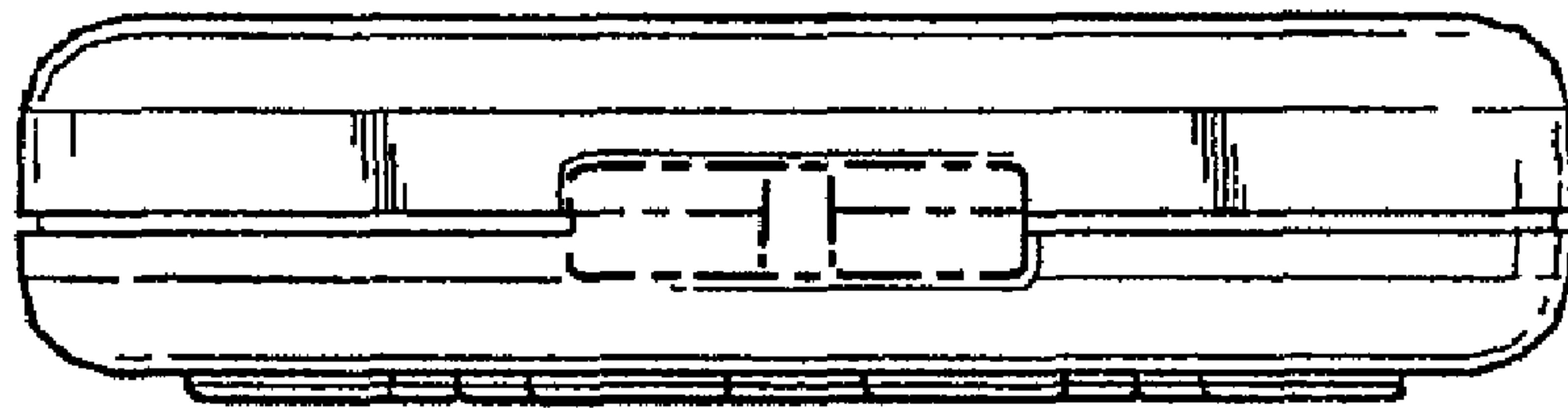


Fig. 3




Fig. 4

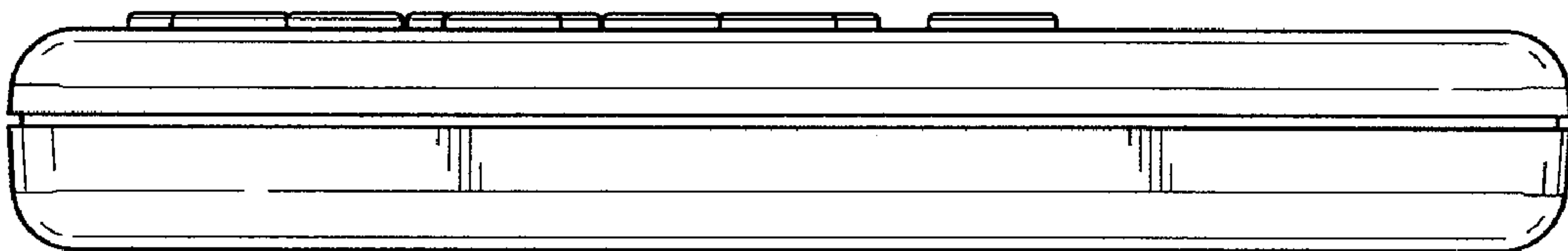


Fig. 5

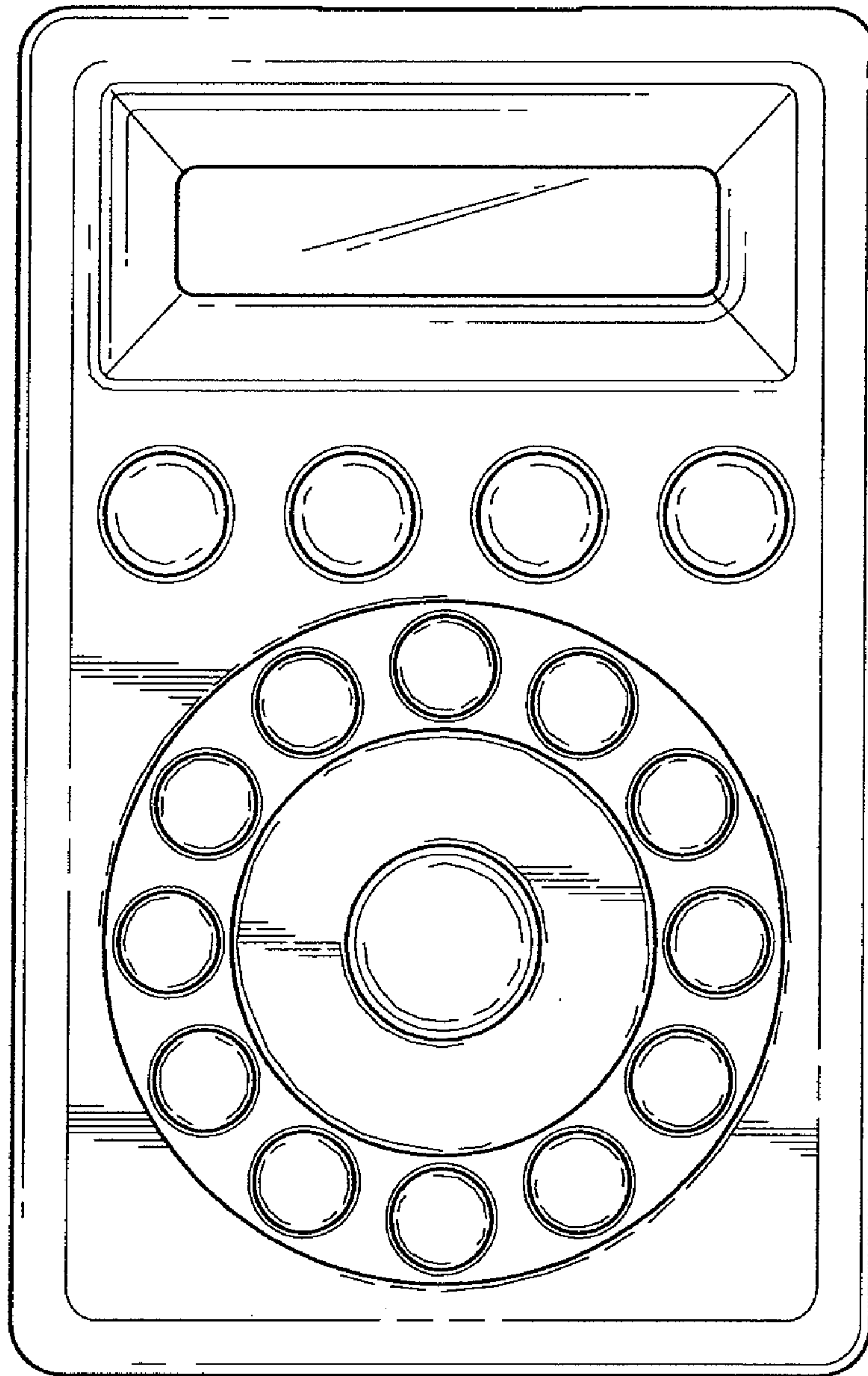


Fig. 6

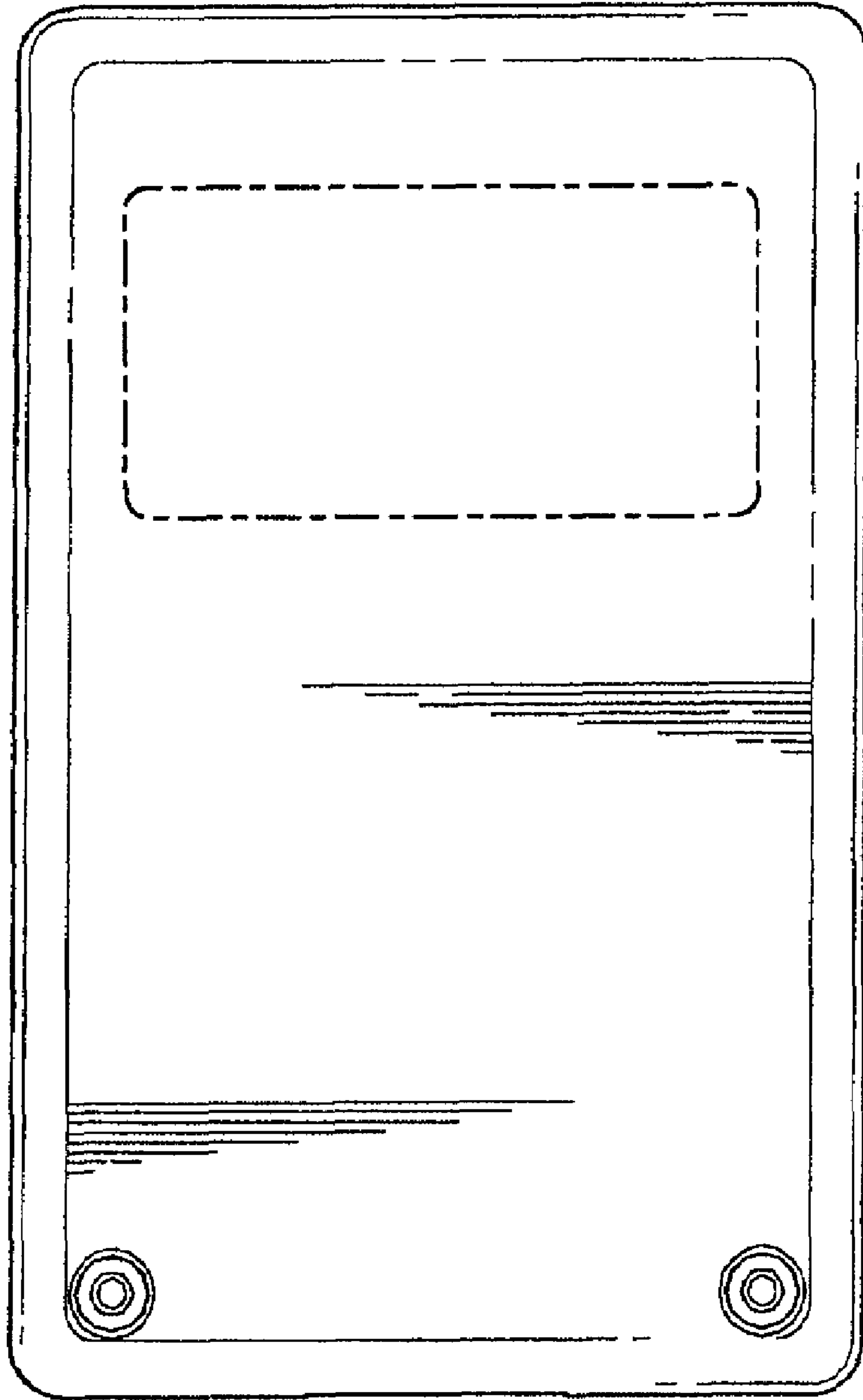


Fig. 7