



US00D564016S

(12) **United States Design Patent**  
**Oas**

(10) **Patent No.:** **US D564,016 S**  
(45) **Date of Patent:** **\*\* Mar. 11, 2008**

(54) **CALCULATOR**

(76) Inventor: **Daniel Oas**, 6250 N. Irwindale Ave.,  
Irwindale, CA (US) 91702

(\*\*) Term: **14 Years**

(21) Appl. No.: **29/273,885**

(22) Filed: **Mar. 15, 2007**

(51) **LOC (8) Cl.** ..... **18-01**

(52) **U.S. Cl.** ..... **D18/7**

(58) **Field of Classification Search** ..... D14/191,  
D14/218, 341-347, 383, 387, 388; D18/1,  
D18/2, 4.4, 4.5, 6-12, 12.1, 12.2, 12.3; D21/512;  
235/58 R, 59 A, 59 BC, 59 BD, 59 BE,  
235/59 BF, 59 BG, 59 BH, 39 CP, 59 T,  
235/59 TP, 61 R; 708/100, 105, 130  
See application file for complete search history.

(56) **References Cited**

**U.S. PATENT DOCUMENTS**

D433,058 S \* 10/2000 Okumura et al. .... D18/7  
D433,059 S \* 10/2000 Okumura et al. .... D18/7  
D441,393 S \* 5/2001 Chan ..... D18/7  
D442,619 S \* 5/2001 Fong ..... D18/7

D468,342 S \* 1/2003 Bodum ..... D18/7  
D488,500 S \* 4/2004 Matsuda et al. .... D18/7  
D513,035 S \* 12/2005 Lui ..... D18/7  
D533,213 S \* 12/2006 Oas ..... D18/7

\* cited by examiner

*Primary Examiner*—Robert M. Spear

*Assistant Examiner*—Garth Rademaker

(74) *Attorney, Agent, or Firm*—Edgar W. Averill, Jr.;  
Kenneth L. Green

(57) **CLAIM**

The ornamental design for a calculator, as shown.

**DESCRIPTION**

FIG. 1 is a front, bottom, left side perspective view of a  
calculator, showing my new design;

FIG. 2 is a front view thereof.


FIG. 3 is a bottom view thereof.


FIG. 4 is a left side view thereof.

FIG. 5 is a top view thereof; and,

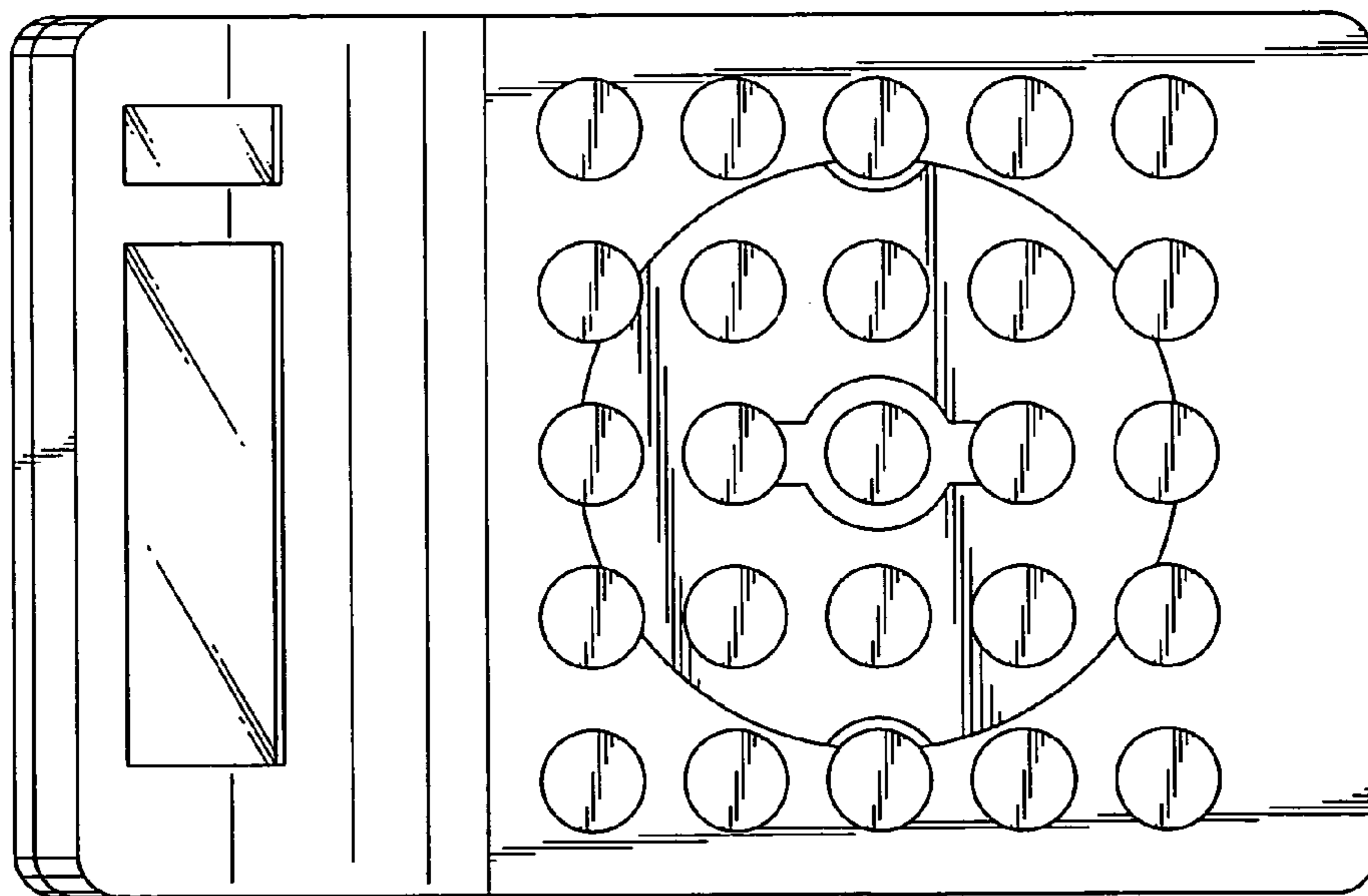
FIG. 6 is a back view thereof.

**1 Claim, 2 Drawing Sheets**

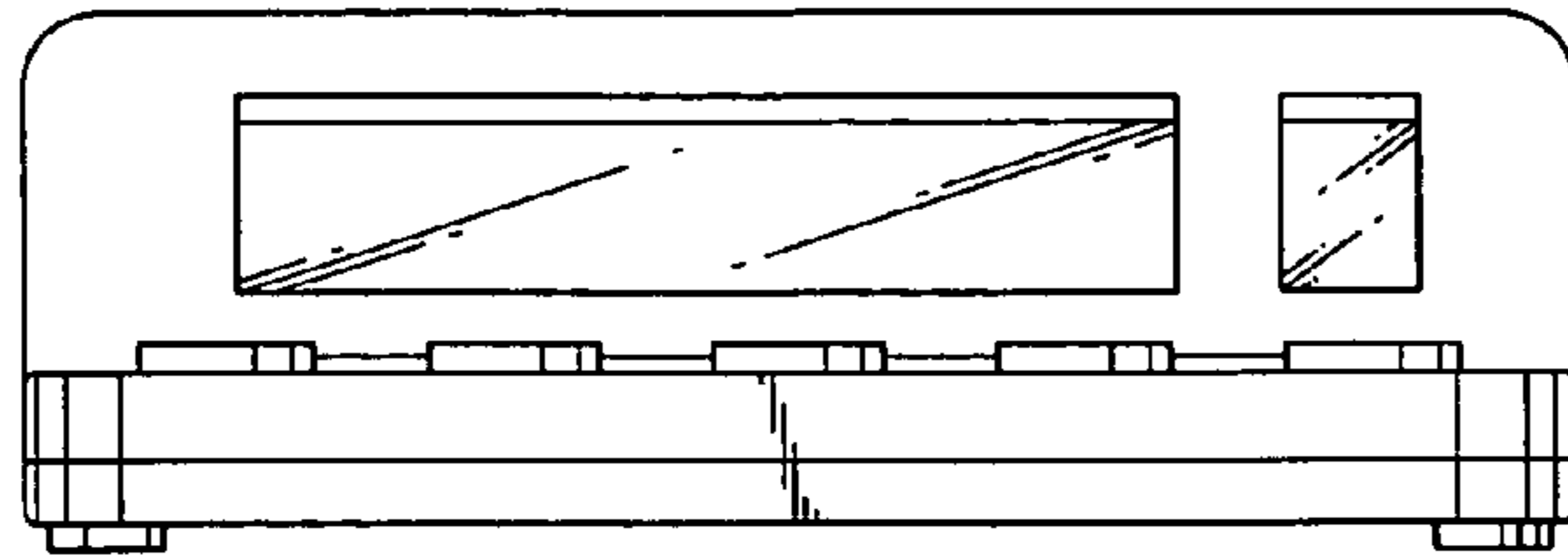




*FIG. 1*



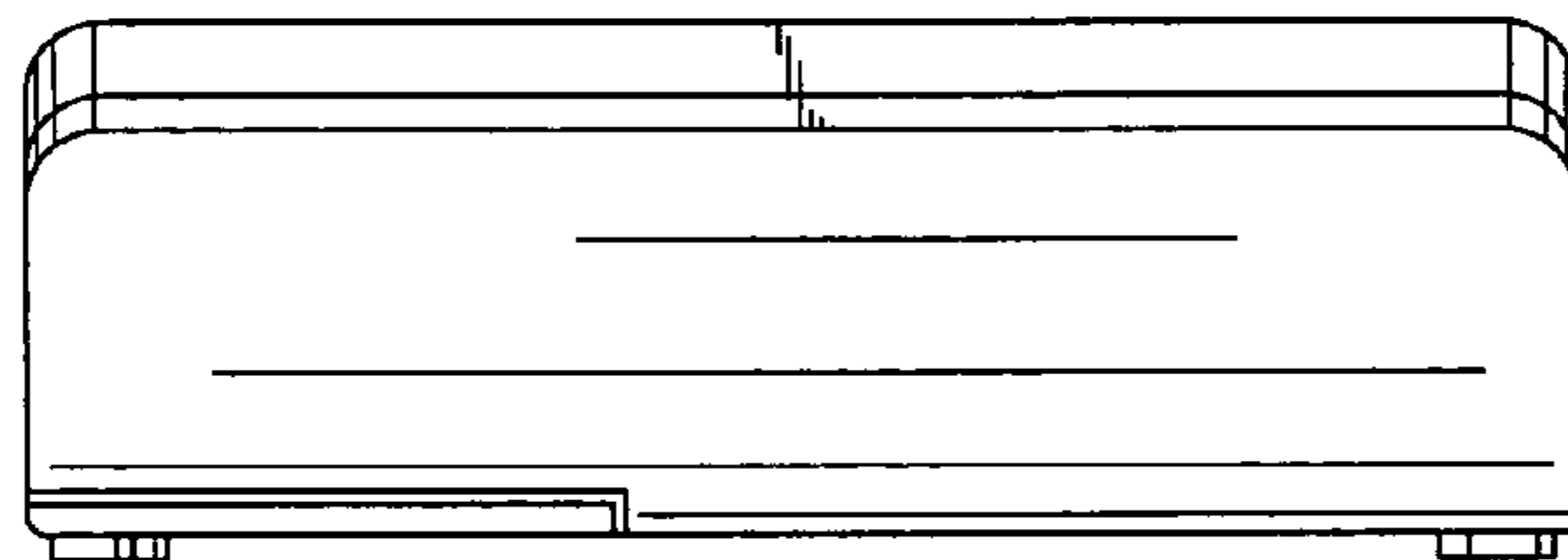
*FIG. 2*



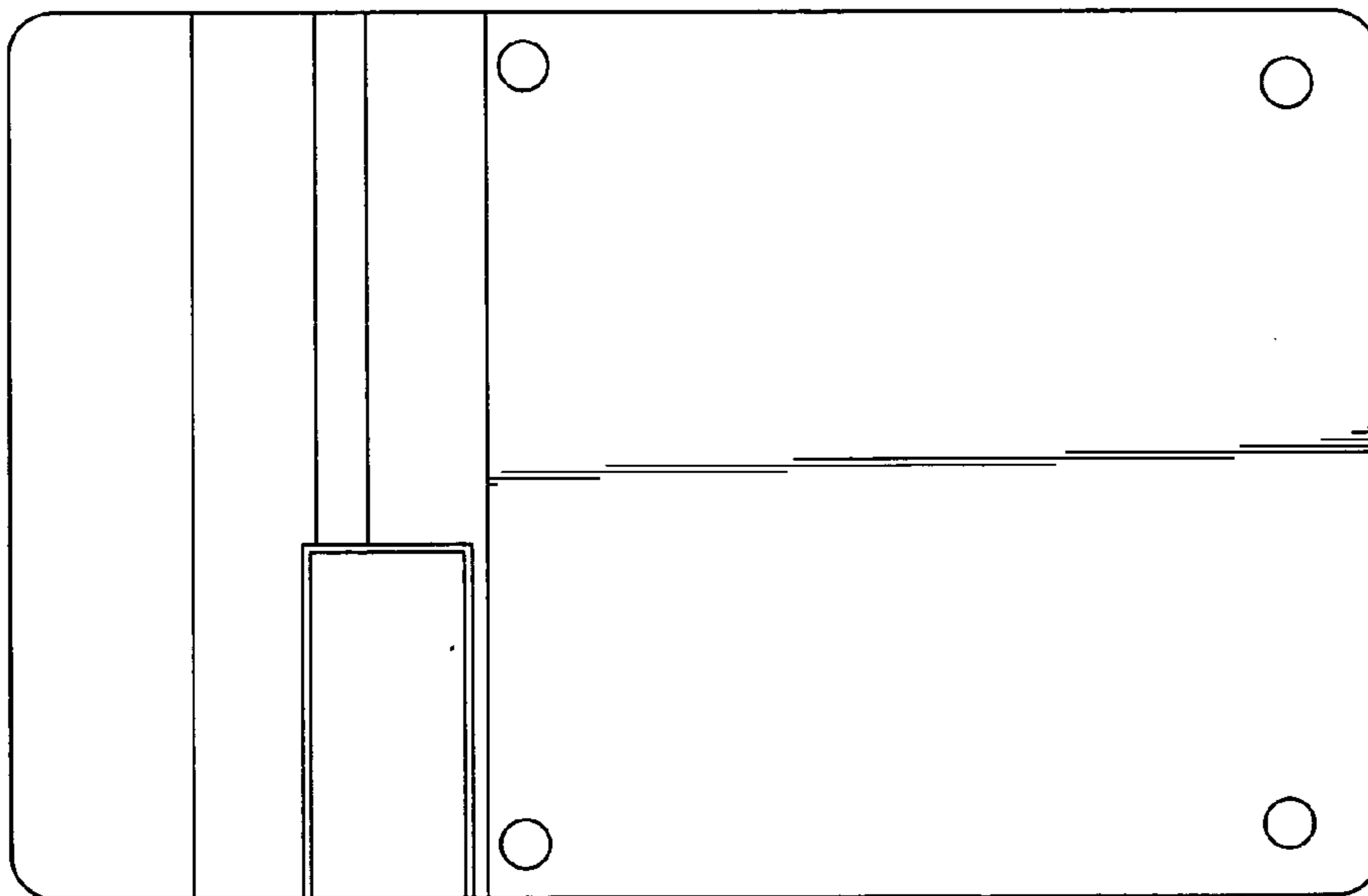
*FIG. 3*



*FIG. 4*



*FIG. 5*



*FIG. 6*