

US00D564014S

(12) **United States Design Patent**
Spence et al.

(10) **Patent No.:** **US D564,014 S**
(45) **Date of Patent:** **** Mar. 11, 2008**

(54) **ELECTRONIC PAYMENT PROCESSING DEVICE**

6,269,348 B1 * 7/2001 Pare et al. 705/18
D487,478 S * 3/2004 Johannesson et al. D18/4.6
2004/0167820 A1 * 8/2004 Melick et al. 705/16

(76) Inventors: **Daniel H. Spence**, 3068 E. Sunset Rd., Suite 3, Las Vegas, NV (US) 89120-2785; **Mark R. Newcomer**, 3068 E. Sunset Rd., Suite 3, Las Vegas, NV (US) 89120-2785

* cited by examiner

Primary Examiner—Robert M. Spear
Assistant Examiner—Garth Rademaker
(74) *Attorney, Agent, or Firm*—Marc E. Brown; McDermott Will & Emery LLP

(**) Term: **14 Years**

(21) Appl. No.: **29/224,667**

(22) Filed: **Mar. 4, 2005**

(57) **CLAIM**

The ornamental design for an electronic payment processing device, as shown.

(51) **LOC (8) Cl.** **18-01**

(52) **U.S. Cl.** **D18/4.6**

(58) **Field of Classification Search** D18/3.1–3.3, D18/4.1–4.6, 6–8, 11, 12, 12.1–12.3; D14/336, D14/341–343, 371, 374–376, 384, 385, 387; D21/324, 329; D99/28, 33, 43; 235/1 E, 235/2, 6, 7 R, 12, 33, 50 A, 50 B, 50 R, 235/51, 55 R, 379, 380, 386; 705/12, 15–18, 705/43

See application file for complete search history.

DESCRIPTION

FIG. 1 is a front perspective view of an electronic payment processing device in accordance with the present invention.

FIG. 2 is a right side perspective view of an electronic payment processing device in accordance with the present invention.

FIG. 3 is a left side elevational view of an electronic payment processing device in accordance with the present invention.

FIG. 4 is a top view of an electronic payment processing device in accordance with the present invention; and,

FIG. 5 is a bottom view of an electronic payment processing device in accordance with the present invention.

The connection cable shown in broken line forms no part of the claimed design and is disclaimed.

(56) **References Cited**

U.S. PATENT DOCUMENTS

D298,536 S * 11/1988 Brefka D14/387
D338,876 S * 8/1993 Nair et al. D18/4.6
D372,730 S * 8/1996 Sasaki D18/4.6
D386,781 S * 11/1997 Sasaki D18/4.6
D394,245 S * 5/1998 Brodbeck D14/334
5,850,217 A * 12/1998 Cole 705/16

1 Claim, 3 Drawing Sheets

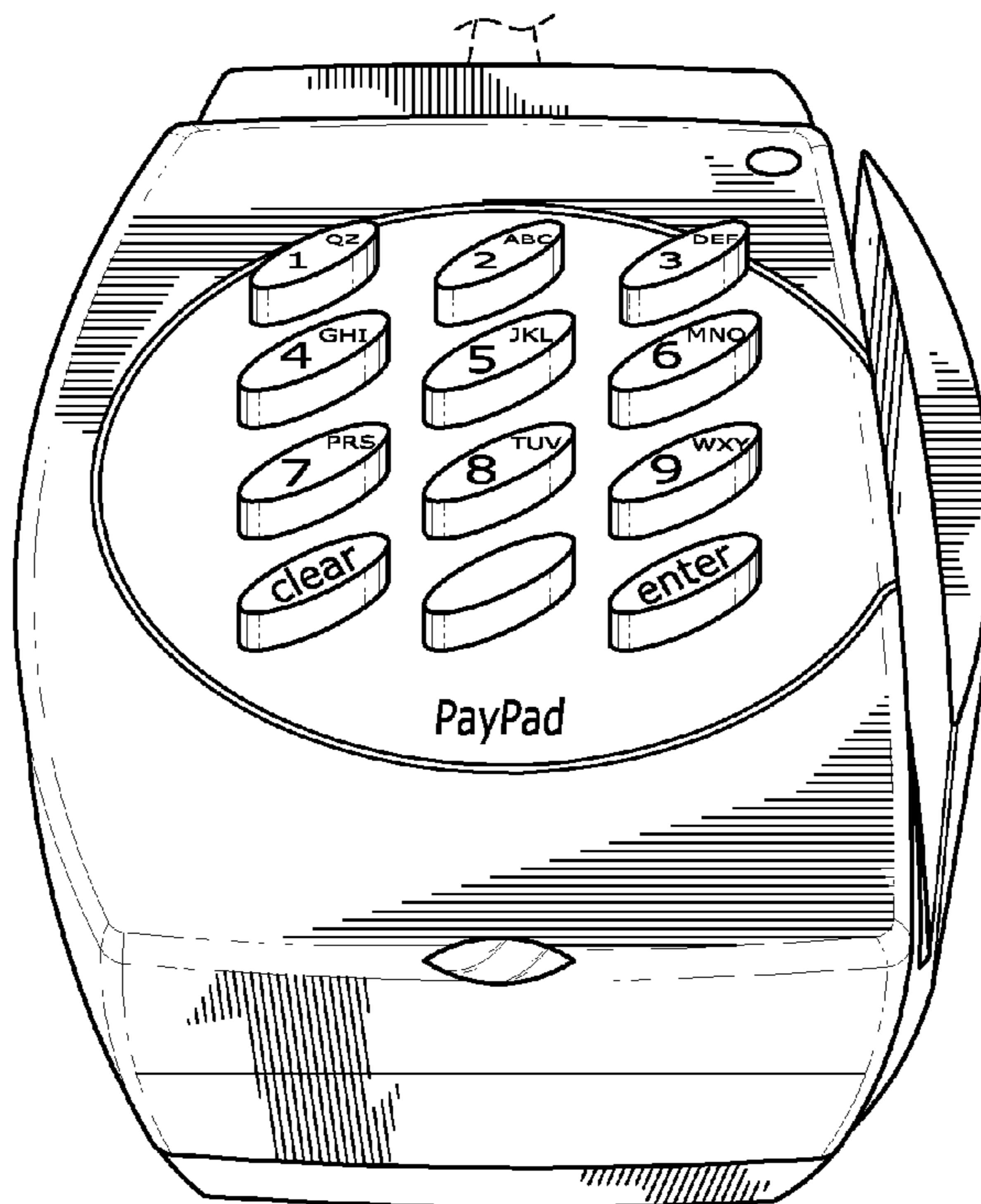


FIG. 1

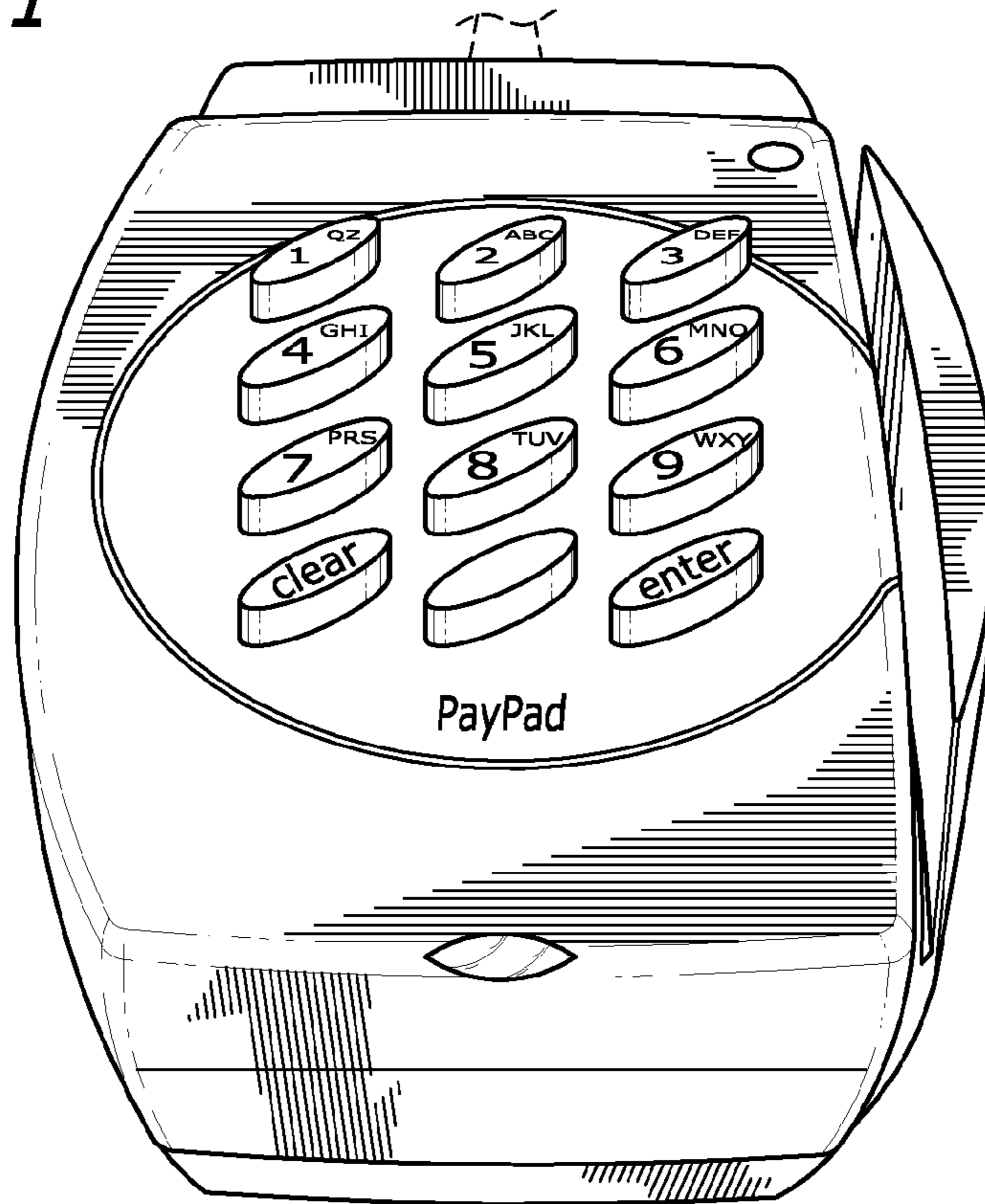
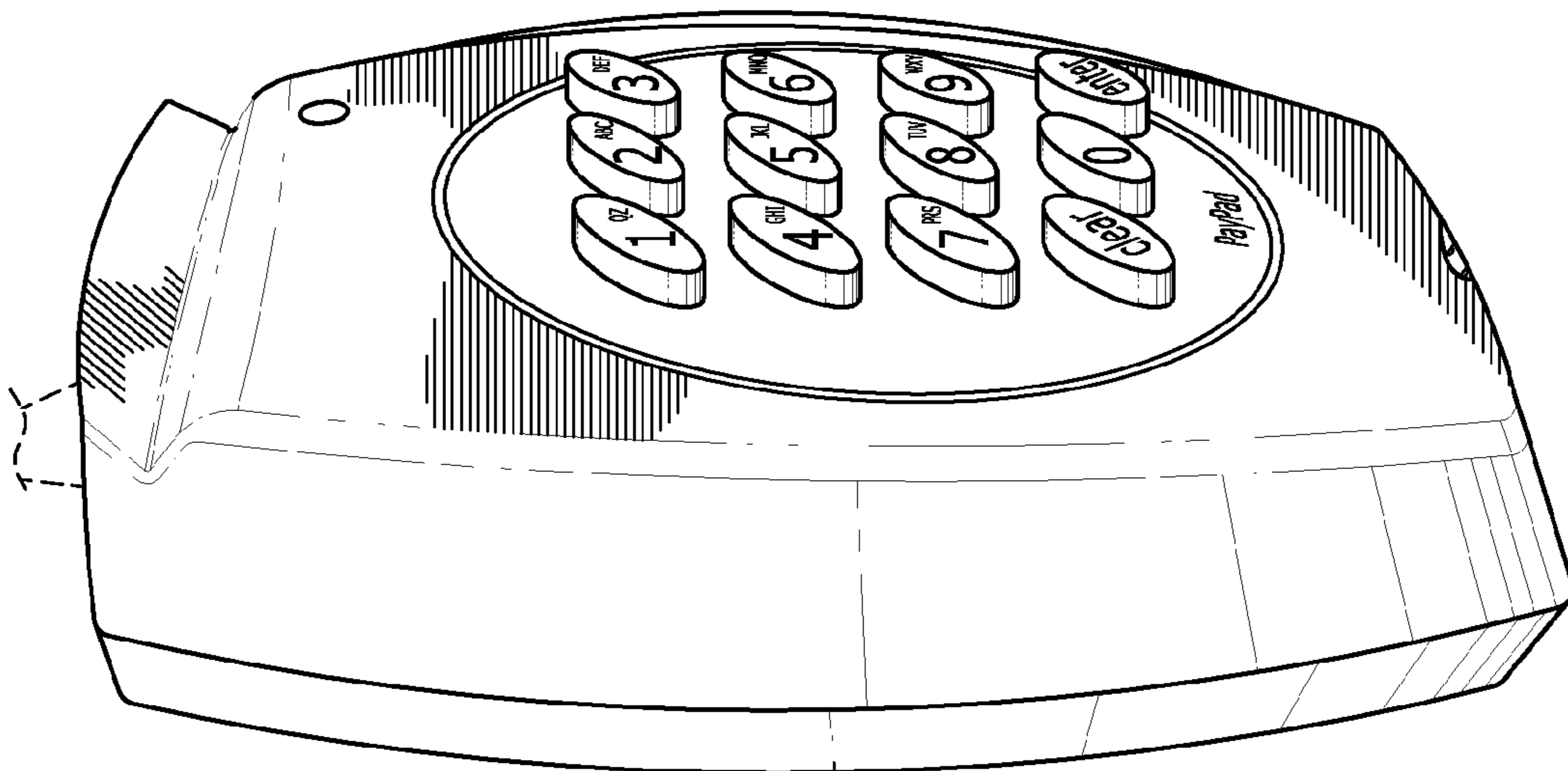


FIG. 2



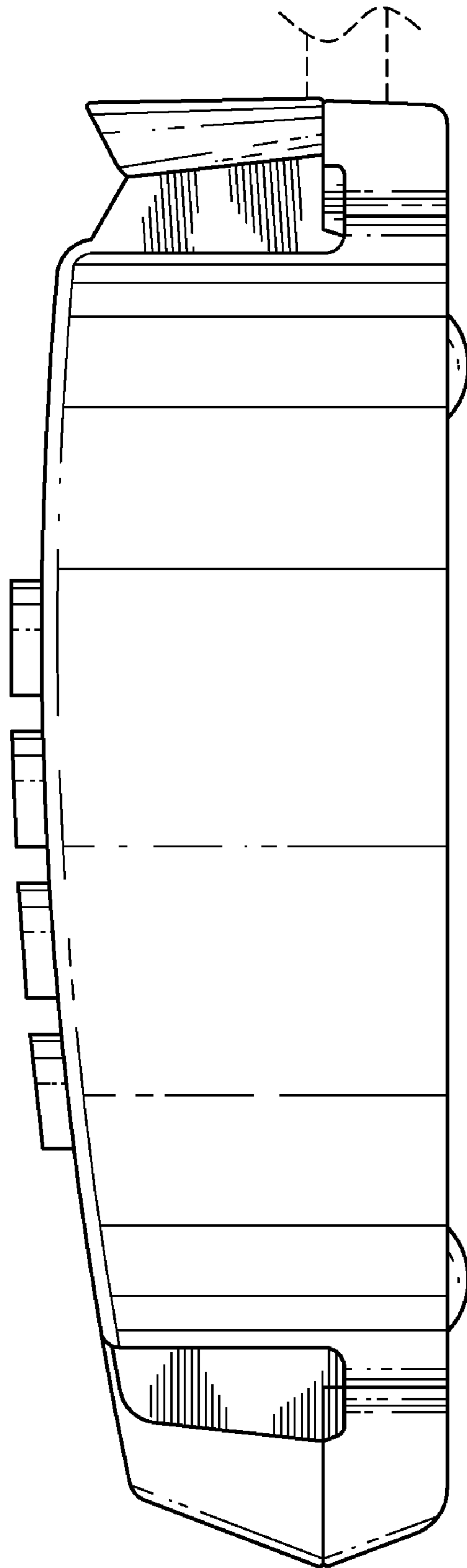


FIG. 3

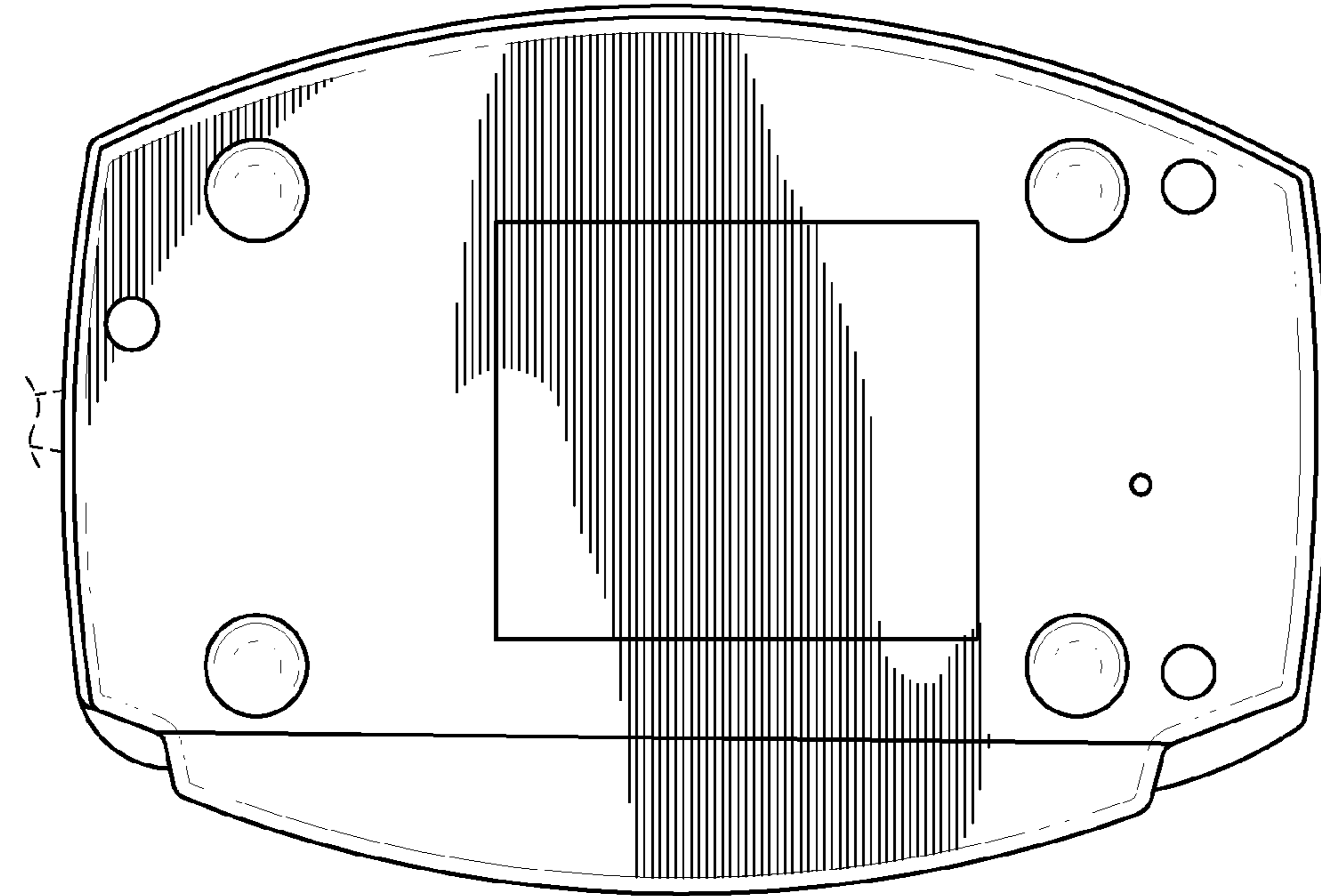


FIG. 5

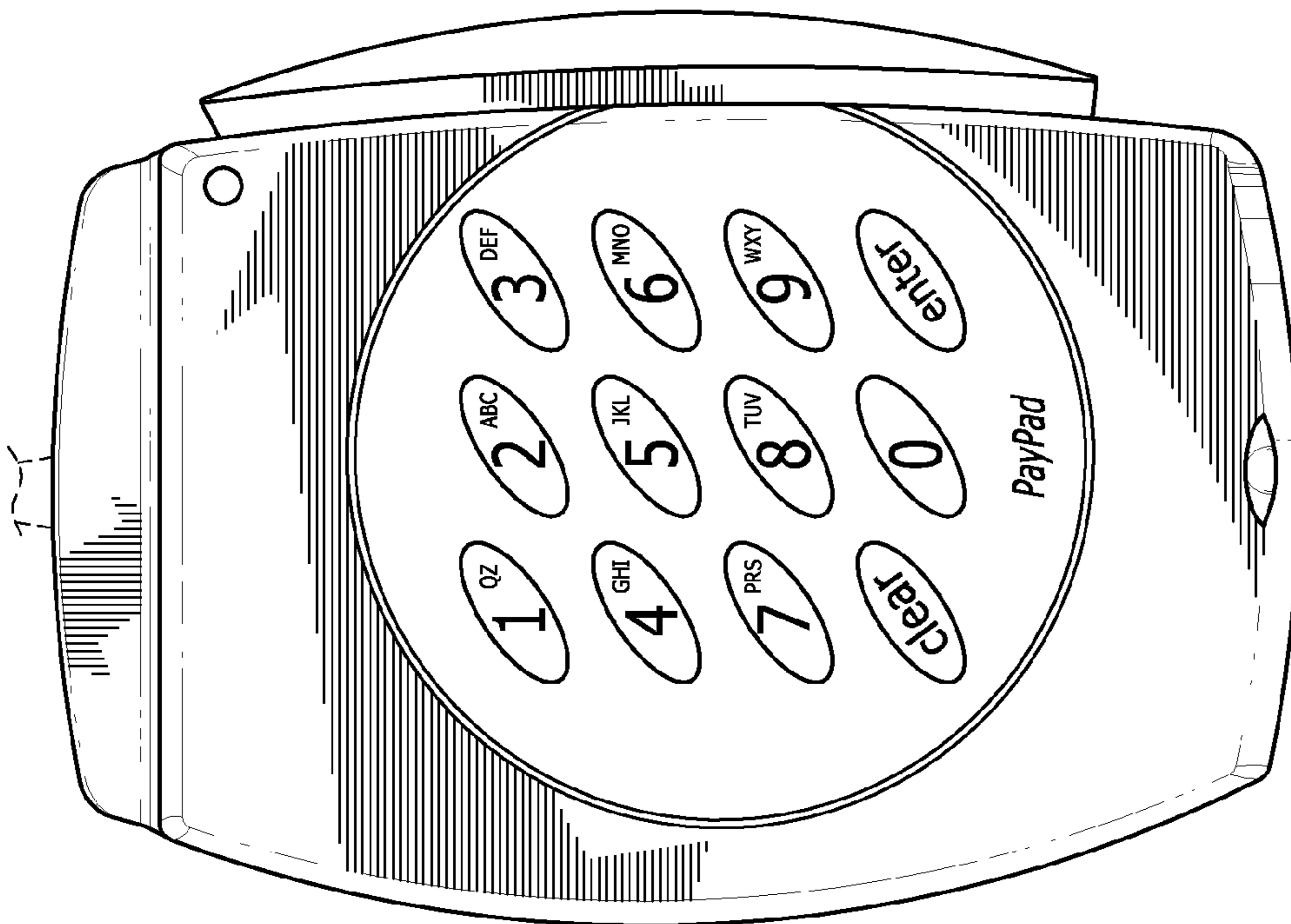


FIG. 4