



US00D563995S

(12) **United States Design Patent**  
**Deguchi et al.**

(10) **Patent No.: US D563,995 S**  
(45) **Date of Patent: \*\* Mar. 11, 2008**

(54) **RECORDING MEDIUM**

(75) Inventors: **Michio Deguchi**, Tokyo (JP); **Ayako Morita**, Tokyo (JP)

(73) Assignee: **Sony Corporation**, Tokyo (JP)

(\*\*) Term: **14 Years**

(21) Appl. No.: **29/262,955**

(22) Filed: **Jul. 14, 2006**

(51) **LOC (8) Cl.** ..... **14-03**

(52) **U.S. Cl.** ..... **D14/496; D14/474**

(58) **Field of Classification Search** ..... D14/496,  
D14/125, 188, 192, 204, 217, 265, 474, 435,  
D14/436; 455/344-351; 369/1, 4, 6-12;  
381/119, 120; 700/94; 345/156, 184  
See application file for complete search history.

(56) **References Cited**

**U.S. PATENT DOCUMENTS**

D421,597 S	3/2000	Oba et al.	
D432,505 S	10/2000	Oba et al.	
D457,887 S	5/2002	Kadonaga	
D466,119 S	11/2002	Funahashi et al.	
D467,511 S	12/2002	Kitamura et al.	
6,659,274 B2 *	12/2003	Enners	206/305
D500,301 S *	12/2004	Deguchi	D14/167
D511,529 S *	11/2005	Sassano	D14/496
D524,817 S *	7/2006	Conley et al.	D14/435
D529,044 S *	9/2006	Andre et al.	D14/496
D539,815 S *	4/2007	Lai et al.	D14/496
7,260,321 B2 *	8/2007	Takeshita	396/36
D551,669 S *	9/2007	Kadonaga	D14/436
D551,679 S *	9/2007	Hayes	D14/496

7,269,449 B2 *	9/2007	Salminen et al.	455/575.1
7,271,829 B2 *	9/2007	Silverbrook	348/207.2
7,272,563 B2 *	9/2007	Nelson	704/270
7,275,252 B2 *	9/2007	Volk et al.	720/630

**FOREIGN PATENT DOCUMENTS**

JP	D1277551 S	7/2006
NZ	400721 S	5/2000

\* cited by examiner

*Primary Examiner*—Prabhakar Deshmukh  
(74) *Attorney, Agent, or Firm*—Rader, Fishman & Grauer, PLLC

(57) **CLAIM**

The ornamental design for a recording medium as shown, and described.

**DESCRIPTION**

FIG. 1 is a perspective view of a recording medium showing our new design;

FIG. 2 is a front elevational view thereof;

FIG. 3 is a rear elevational view thereof;

FIG. 4 is a left side elevational view thereof;

FIG. 5 is a right side elevational view thereof;

FIG. 6 is a top plan view thereof; and,

FIG. 7 is a bottom plan view thereof.

Portions of FIGS. 1-7 that are shown as broken lines are for illustrative purpose only and form no part of the claimed design.

**1 Claim, 7 Drawing Sheets**

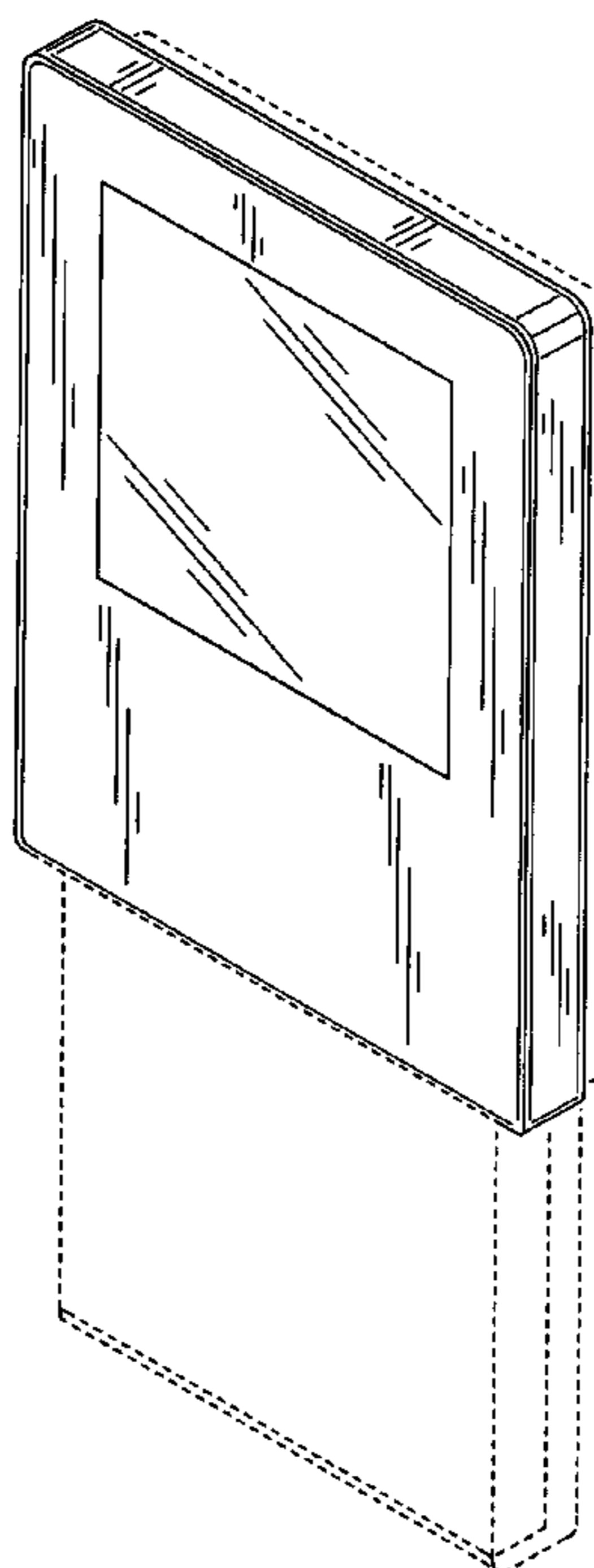


Fig. 1

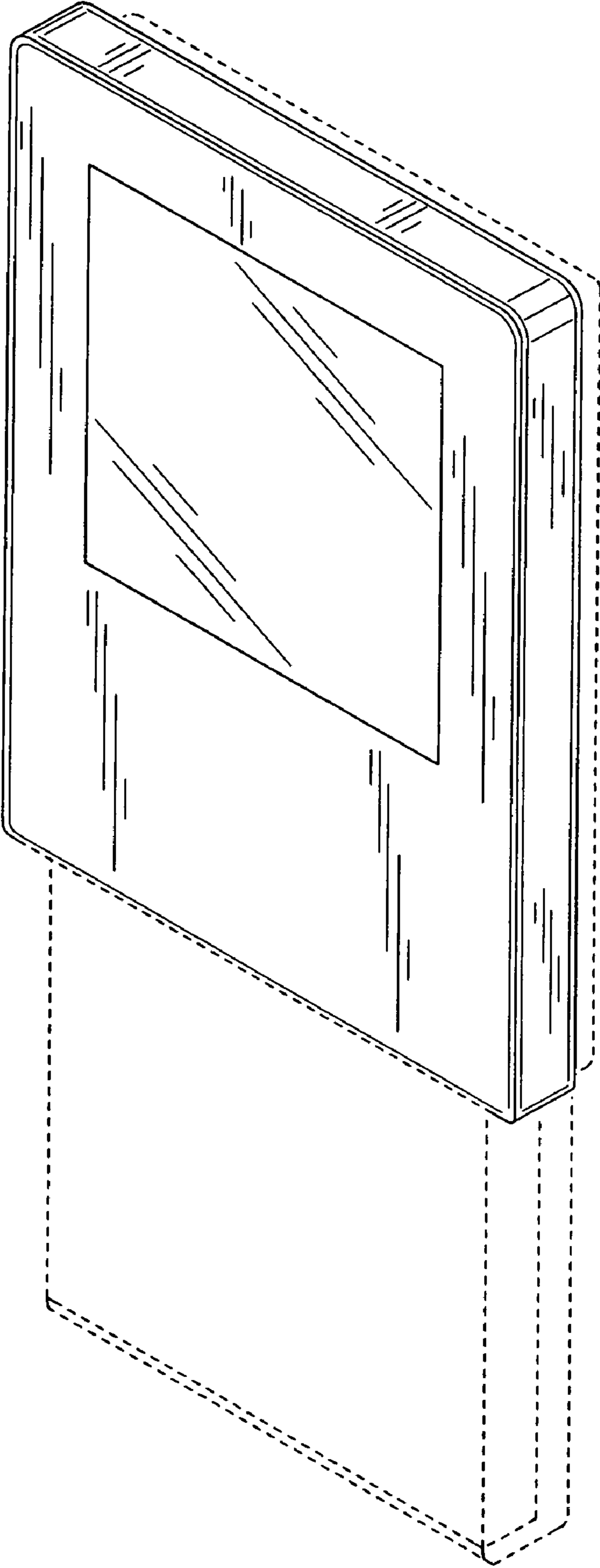


Fig.2

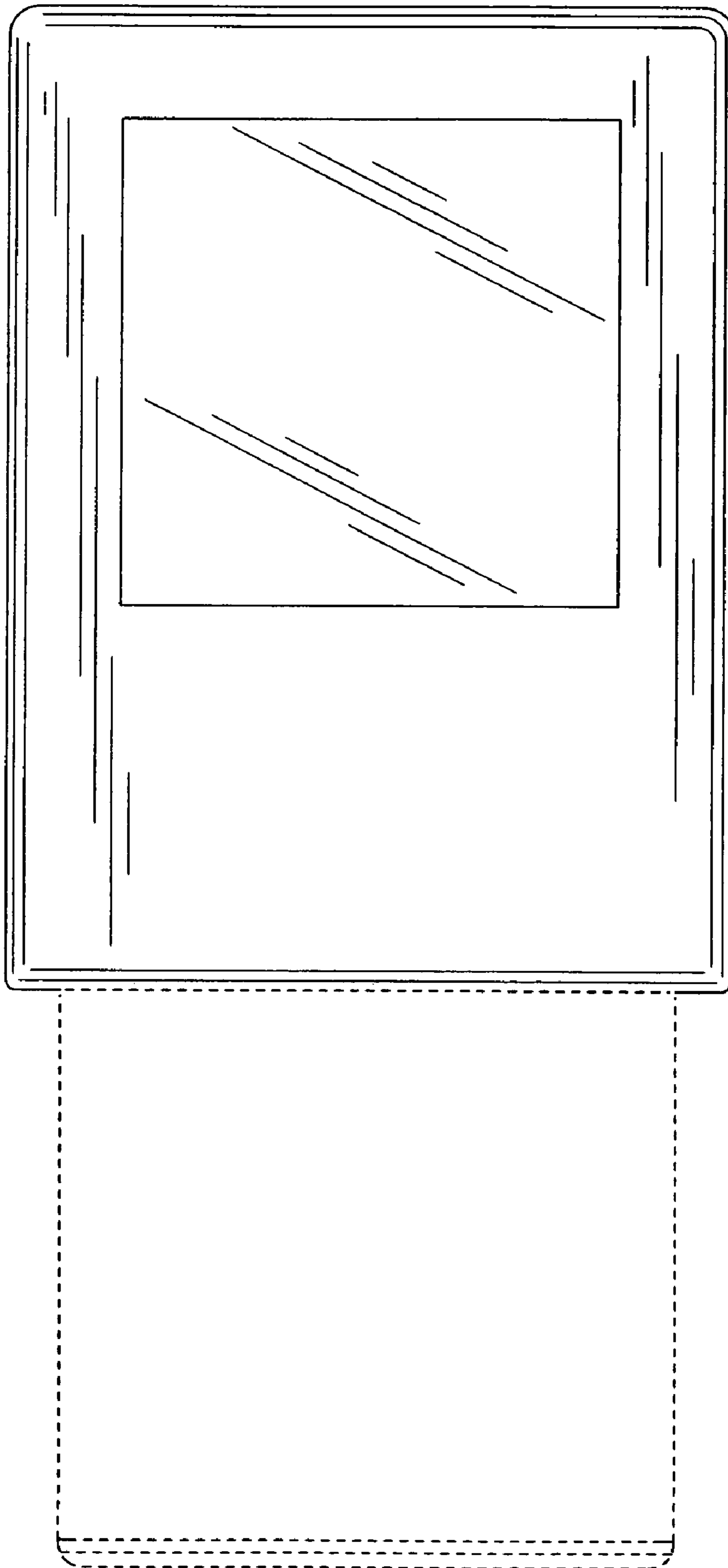


Fig.3




Fig.4

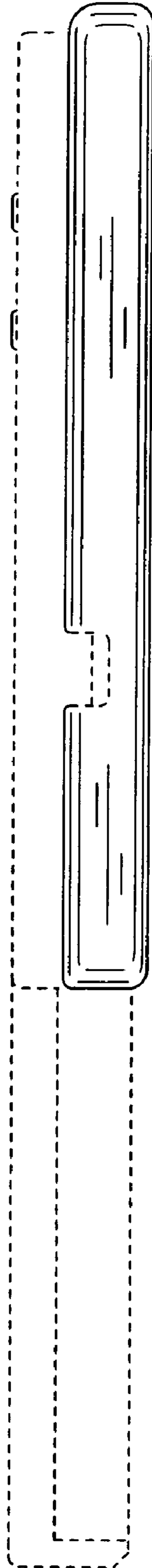


Fig.5




Fig.6




Fig.7

