



US00D563988S

(12) **United States Design Patent**  
**Hosokawa et al.**

(10) **Patent No.:** **US D563,988 S**  
(45) **Date of Patent:** **\*\* Mar. 11, 2008**

(54) **COMPUTER GENERATED IMAGE FOR A  
IMAGE PANEL OR SCREEN**

(75) Inventors: **Hiroyuki Hosokawa**, Hokkaido (JP);  
**Ryoji Sakai**, Tokyo (JP); **Masashi  
Okuyama**, Kumamoto (JP)

(73) Assignee: **Tokyo Electron Limited**, Tokyo (JP)

(\*\*) Term: **14 Years**

(21) Appl. No.: **29/273,746**

(22) Filed: **Mar. 13, 2007**

(51) **LOC (8) Cl.** ..... **14-04**

(52) **U.S. Cl.** ..... **D14/492**

(58) **Field of Classification Search** ..... D14/485-95;  
D18/26, 31-3; D19/6; D20/11-2, 23-5,  
D20/29-32, 36-8; 715/700-867, 973-7  
See application file for complete search history.

(56) **References Cited**

U.S. PATENT DOCUMENTS

5,604,886	A *	2/1997	Kawashima et al.	.....	703/1
D418,123	S *	12/1999	Koerner	.....	D14/495
D439,568	S *	3/2001	Naughton et al.	.....	D14/495
6,362,839	B1 *	3/2002	Hamilton et al.	.....	715/764
6,424,333	B1 *	7/2002	Tremblay et al.	.....	345/156
6,856,310	B2 *	2/2005	Ditt et al.	.....	345/156
2003/0052914	A1 *	3/2003	Asami	.....	345/745
2006/0212821	A1 *	9/2006	Charles et al.	.....	715/764

\* cited by examiner

*Primary Examiner*—Robin V. Webster  
*Assistant Examiner*—Karen E Kearney  
(74) *Attorney, Agent, or Firm*—Rader, Fishman & Grauer,  
PLLC

(57) **CLAIM**

The ornamental design for a computer generated image for a display panel or screen, as shown and described.

**DESCRIPTION**

FIG. 1 is a front elevational view of a first embodiment of a computer generated image for a display panel or screen showing our new design;

FIG. 2 is a front elevational view of a second image of FIG. 1;

FIG. 3 is an enlarged front elevational view taken along the lines 3—3 of FIG. 2;

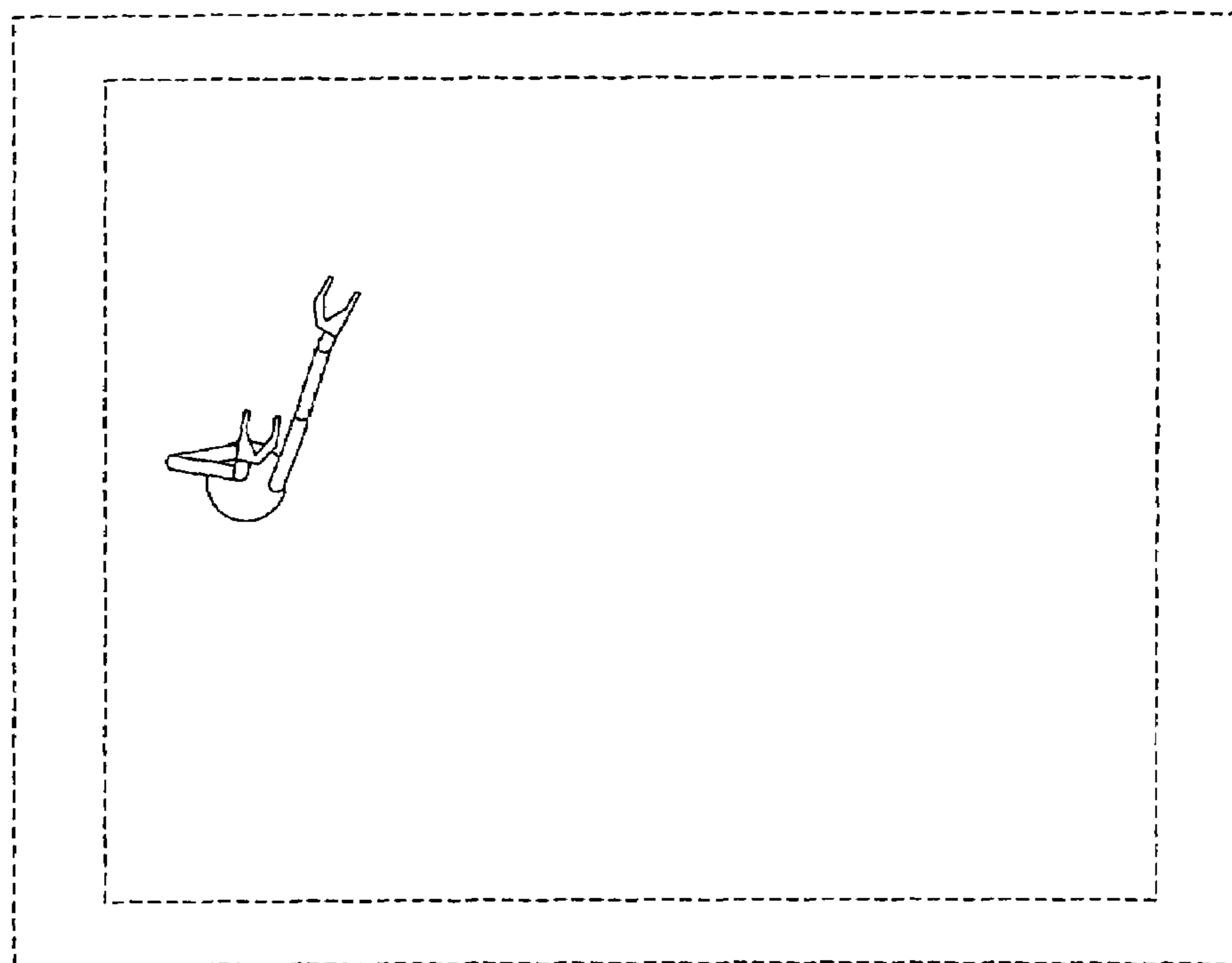
FIG. 4 is a front elevational view of a second embodiment of a computer generated image for a display panel or screen showing our new design;

FIG. 5 is a front elevational view of a second image of FIG. 4; and,

FIG. 6 is an enlarged front elevational view taken along the lines 6—6 of FIG. 5.

The broken lines illustrate portions of the computer generated image that form no part of the claimed design.

**1 Claim, 6 Drawing Sheets**






FIG. 1

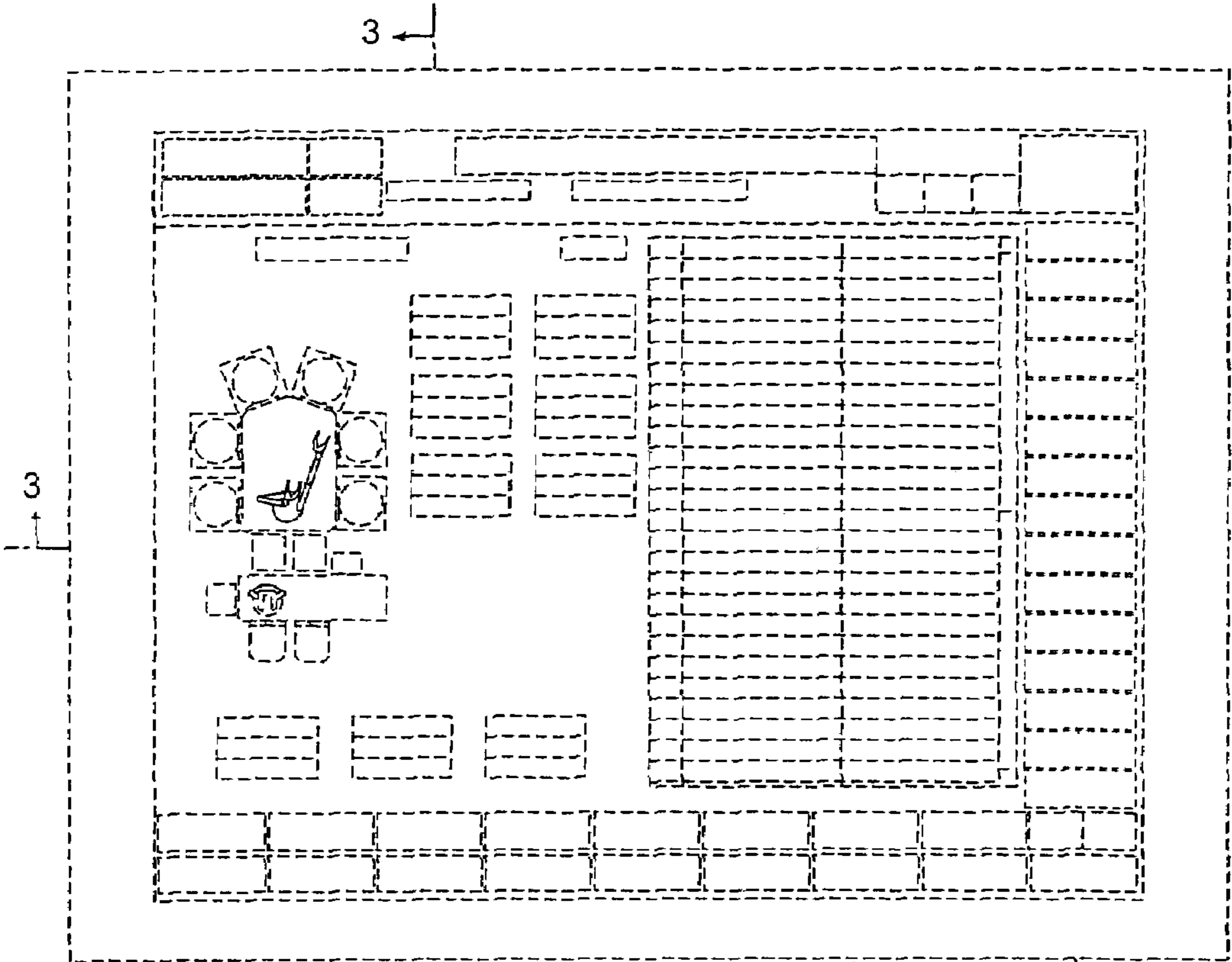


FIG. 2

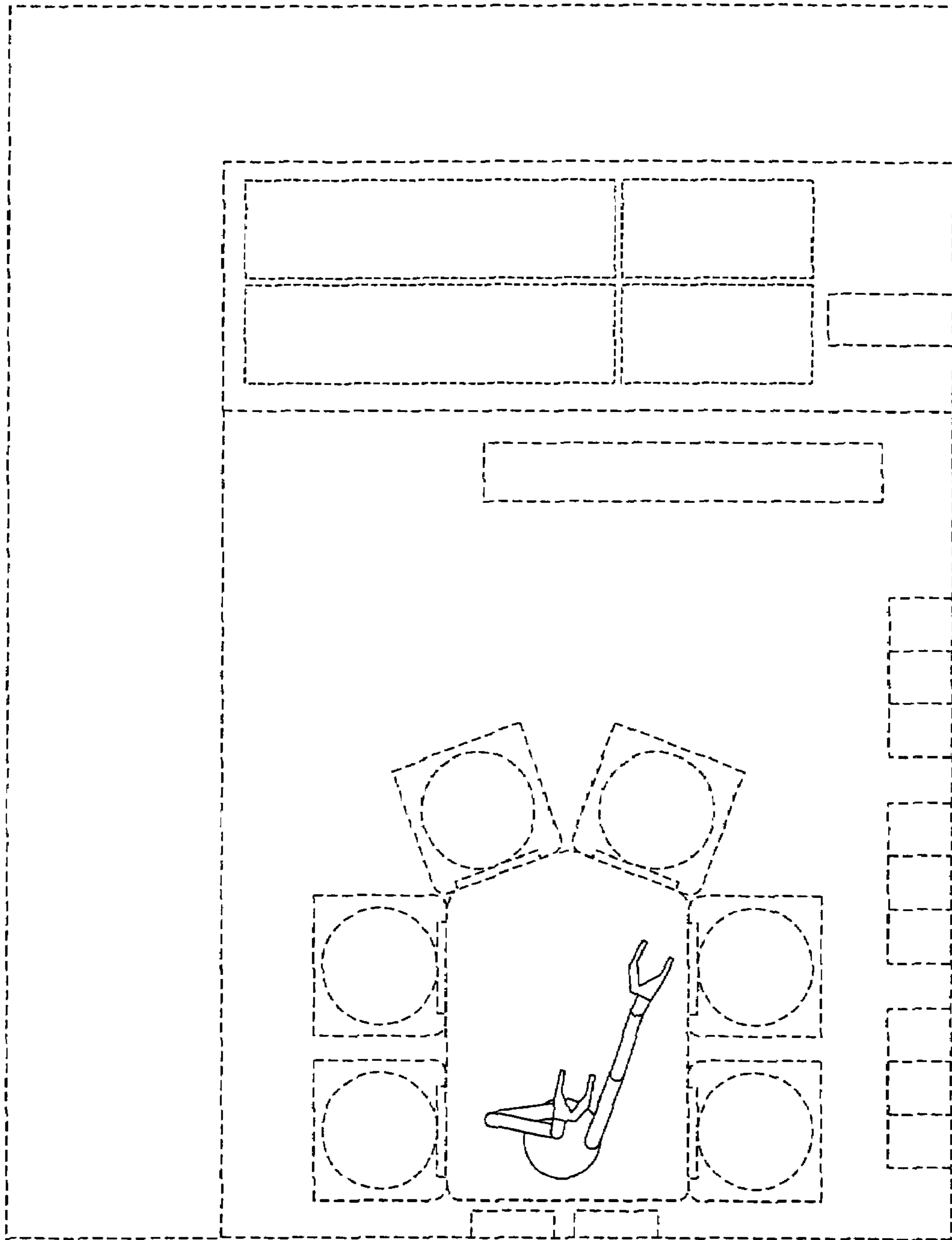


FIG. 3




FIG. 4

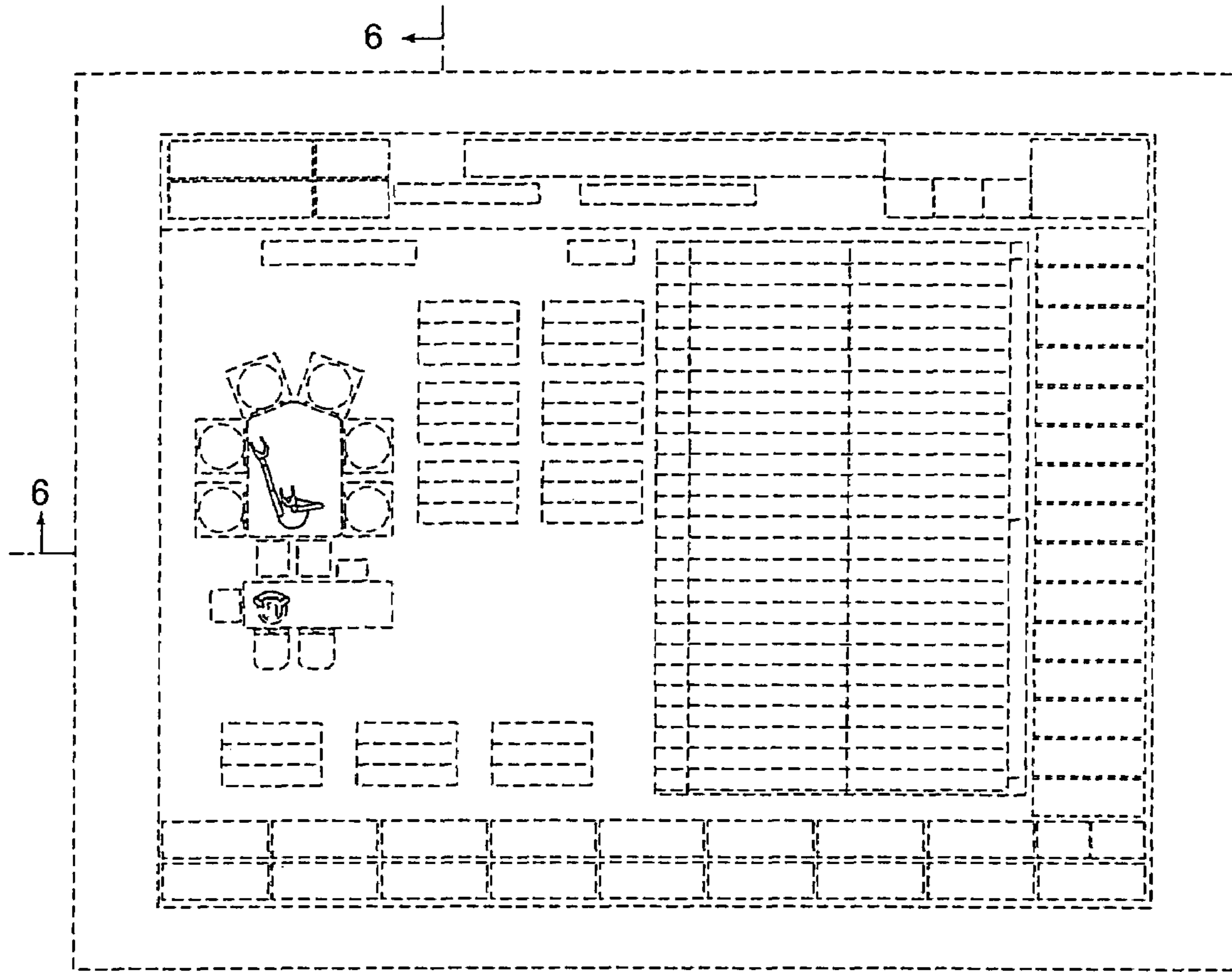


FIG. 5

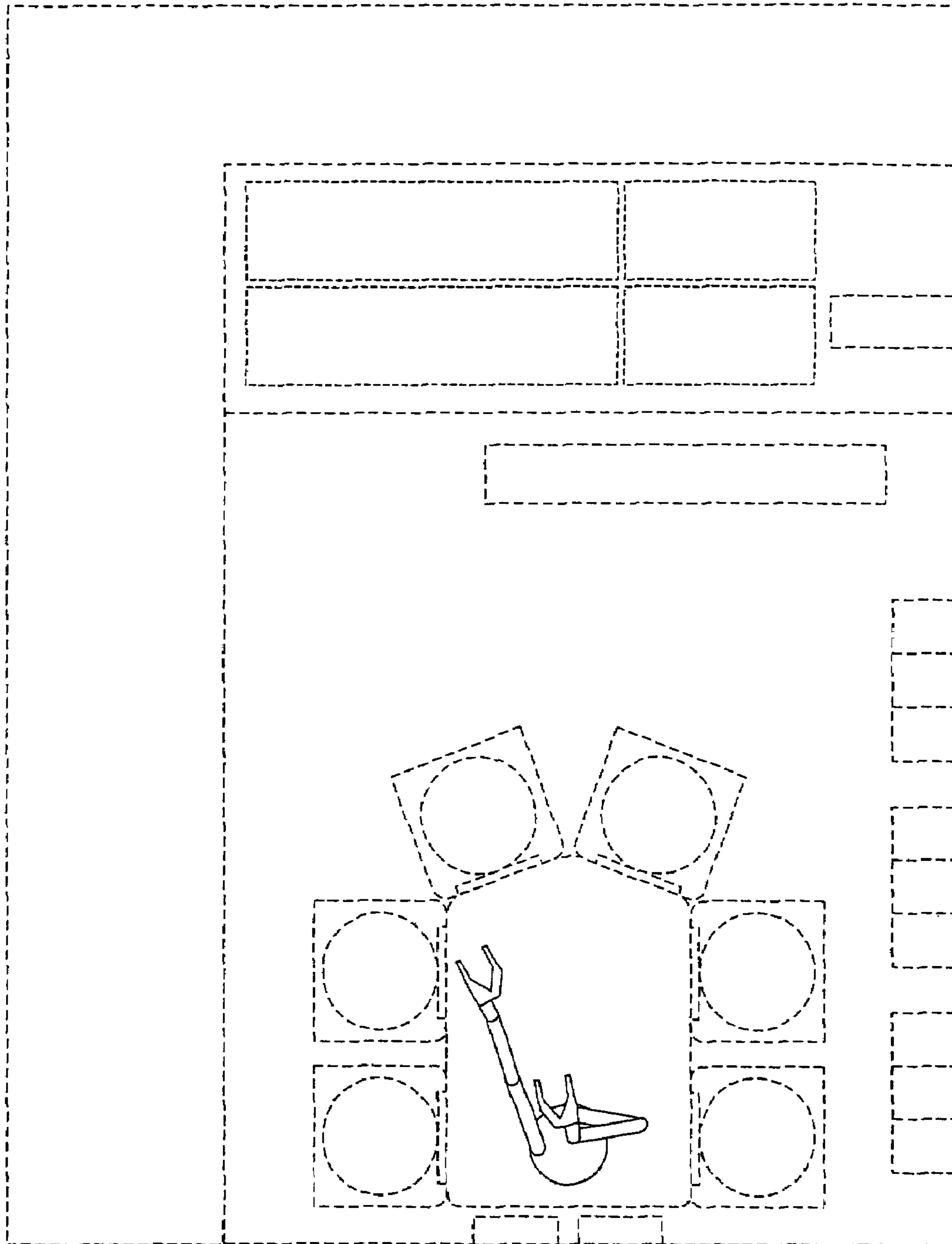


FIG. 6