



US00D563978S

(12) **United States Design Patent**
Leute et al.

(10) **Patent No.: US D563,978 S**
(45) **Date of Patent: ** Mar. 11, 2008**

(54) **ICON OR LABEL FOR DISPLAY ON
CARTRIDGES FOR OFFICE EQUIPMENT
OR ELECTRONIC DISPLAYS**

(75) Inventors: **Gerardo Leute**, St. Albans (GB);
Eugene F. Young, Rochester, NY (US)

(73) Assignee: **Xerox Corporation**, Norwalk, CT (US)

(**) Term: **14 Years**

(21) Appl. No.: **29/175,419**

(22) Filed: **Feb. 4, 2003**

Related U.S. Application Data

(62) Division of application No. 29/151,648, filed on Nov. 13, 2001, now Pat. No. Des. 474,200.

(51) **LOC (8) Cl.** **14-04**

(52) **U.S. Cl.** **D14/489**

(58) **Field of Classification Search** D14/485-95;
D18/24-33; D19/6; D20/11; D21/324-33;
345/700-26, 764-866

See application file for complete search history.

(56) **References Cited**

U.S. PATENT DOCUMENTS

| | | | | |
|--------------|--------|-------------------|-------|---------|
| D384,049 S * | 9/1997 | Arnone | | D14/489 |
| D396,456 S * | 7/1998 | Bier | | D14/489 |
| D398,598 S * | 9/1998 | Culp et al. | | D14/489 |
| D429,493 S * | 8/2000 | Bleizeffer et al. | | D14/489 |
| D459,362 S * | 6/2002 | Platz et al. | | D14/489 |
| D461,478 S * | 8/2002 | Bungert | | D14/489 |

OTHER PUBLICATIONS

Symbol Sourcebook, Henry Dreyfuss, Van Nostrand Reinhold Co., symbols, p. 59, 154, 176, 1972.*
Precision Type Front Reference Guide, Business & Services 2 font, p. 418, Math & Technical 6 font, p. 444, 1995.*

<http://gandalf.psych.umn.edu/kersten/kersten-lab/demos/lightness.html>, two cylinders image, 1998.*

http://www.ualgary.ca/.../L2_24B_Doering_Grenier/, Fig.#2, Apr. 1998.*

<http://www.rpi.edu/dept/bcbp/molbiochem/MBWeb/mb2/part1/microtub.htm>, p. 4 images, 1999-2004.*

<http://www.displayschool.com/screenshot.htm>, 1998.*

www.civ.utoronto.ca/.../tour/Cylinders.htm, concrete cylinders image, Aug. 1999.*

<http://images.google.com>, <http://www.floatinc.com/How.html>, multiple cylinders image, 1997.*

* cited by examiner

Primary Examiner—Melanie H Tung

(74) *Attorney, Agent, or Firm*—Robert Hutter

(57) **CLAIM**

The ornamental design for an icon or label for display on cartridges for office equipment or electronic displays, as shown and described.

DESCRIPTION

FIG. 1 is a front view of an icon or label for display on cartridges for office equipment or electronic displays;

FIG. 2 is a front view of a second embodiment thereof;

FIG. 3 is a front view of a third embodiment thereof;

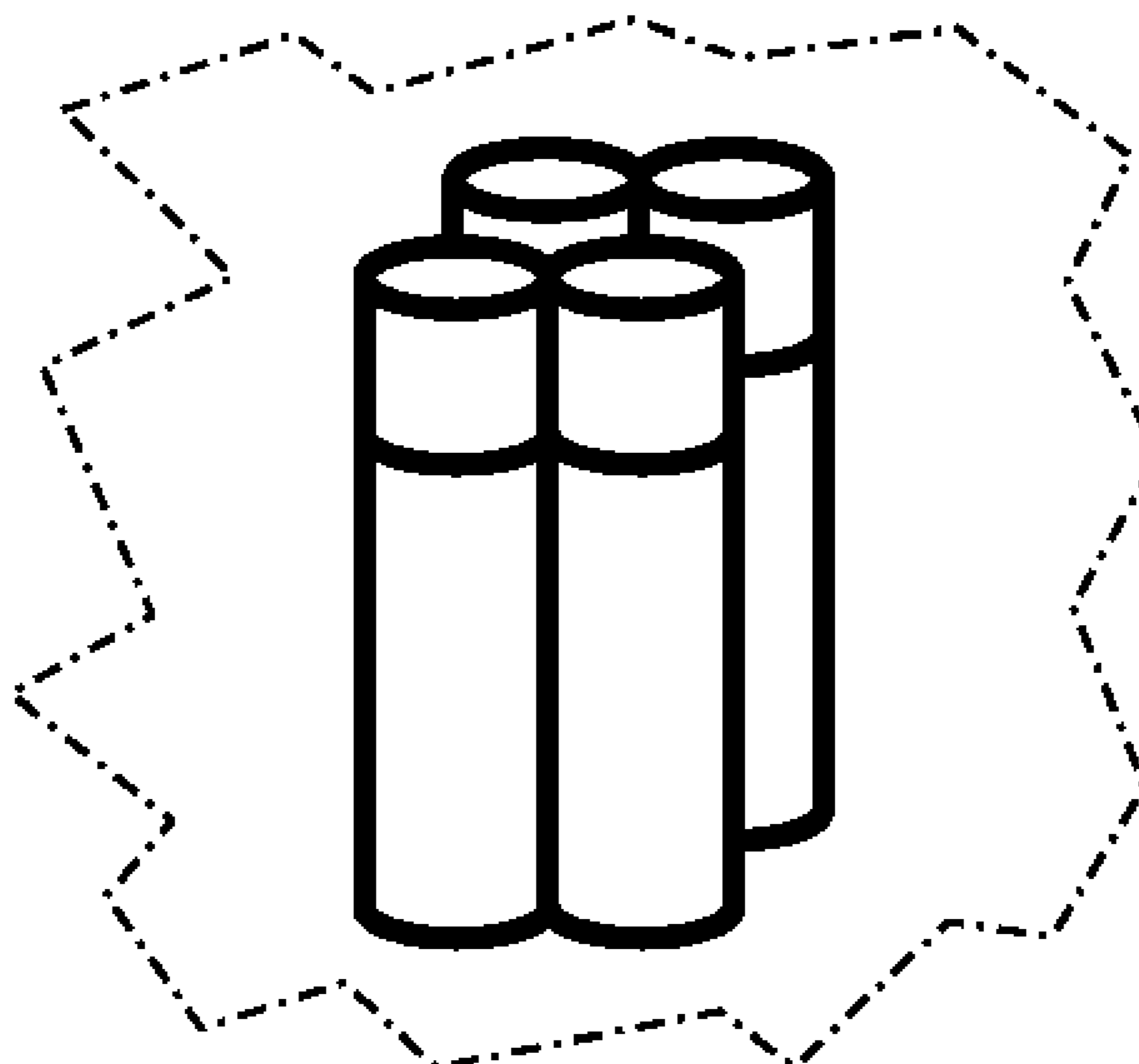
FIG. 4 is a front view of a fourth embodiment thereof;

FIG. 5 is a front view of a fifth embodiment thereof; and,

FIG. 6 is a front view of a sixth embodiment thereof.

The broken line drawings of a portion of cartridge or electronic display in FIGS. 1 and 4, the electronic display in FIGS. 2 and 5, and the cartridge in FIGS. 3 and 6 are for illustrative purposes only and form no part of the claimed design.

1 Claim, 2 Drawing Sheets



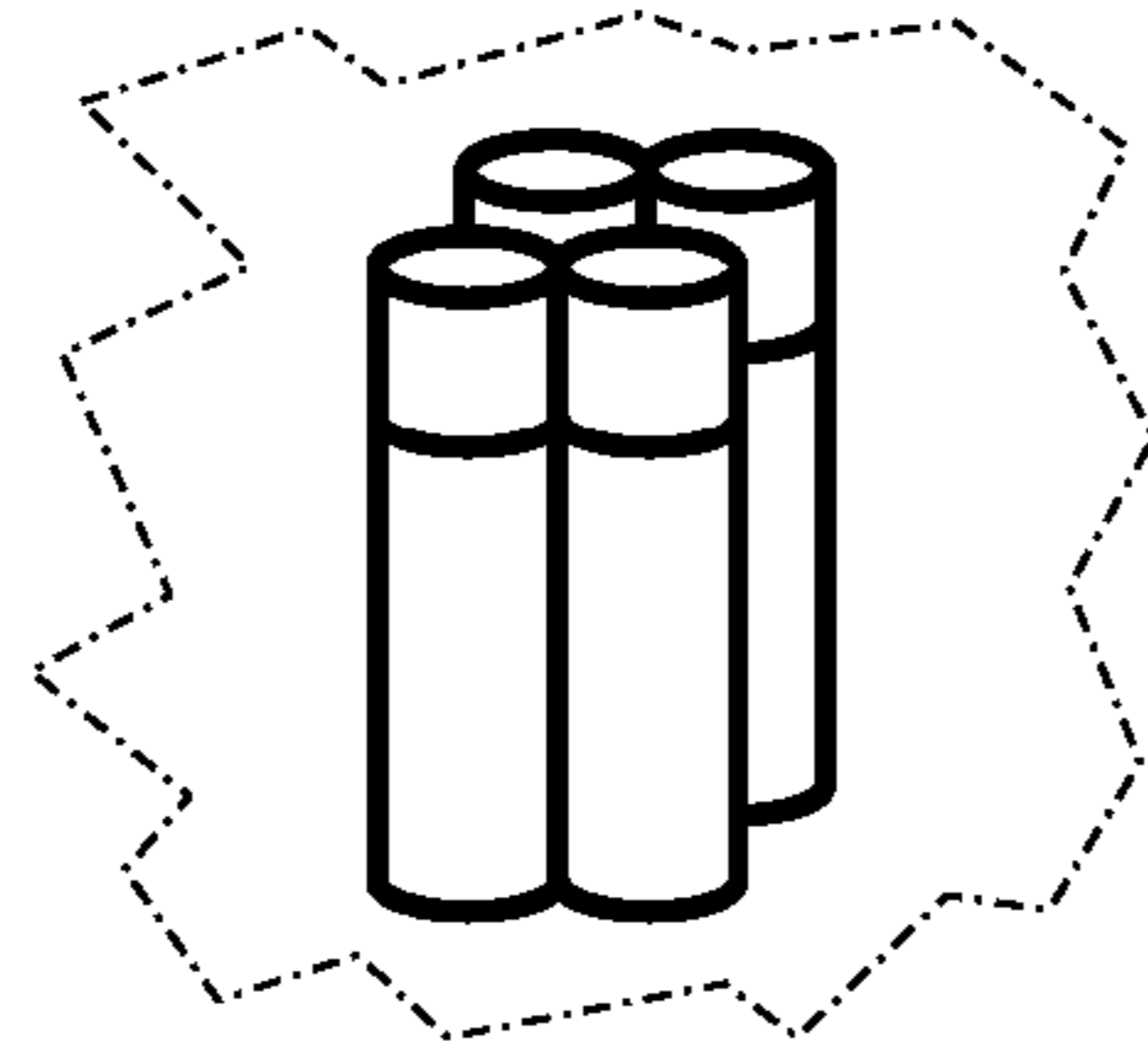


FIG. 1

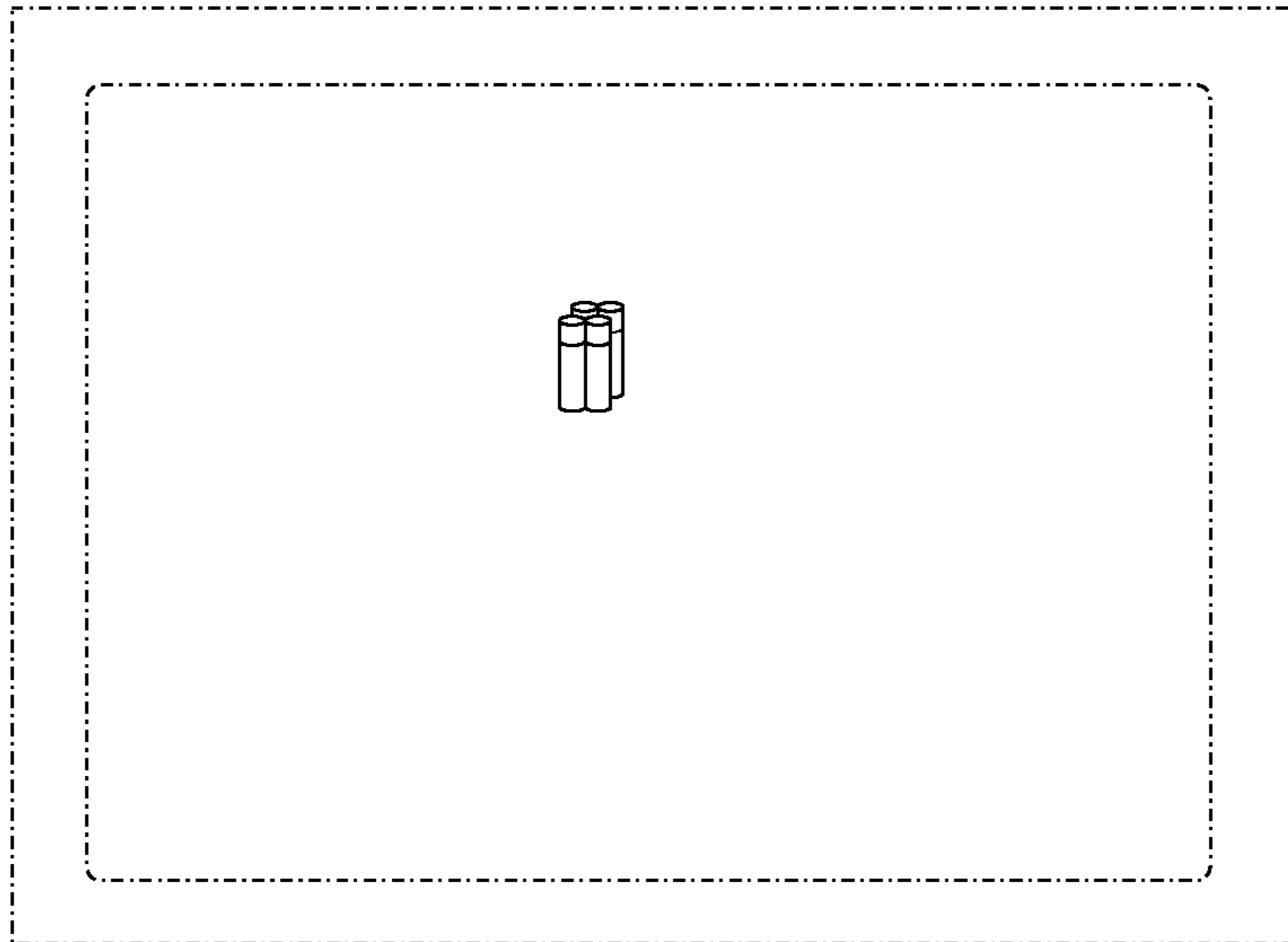


FIG. 2

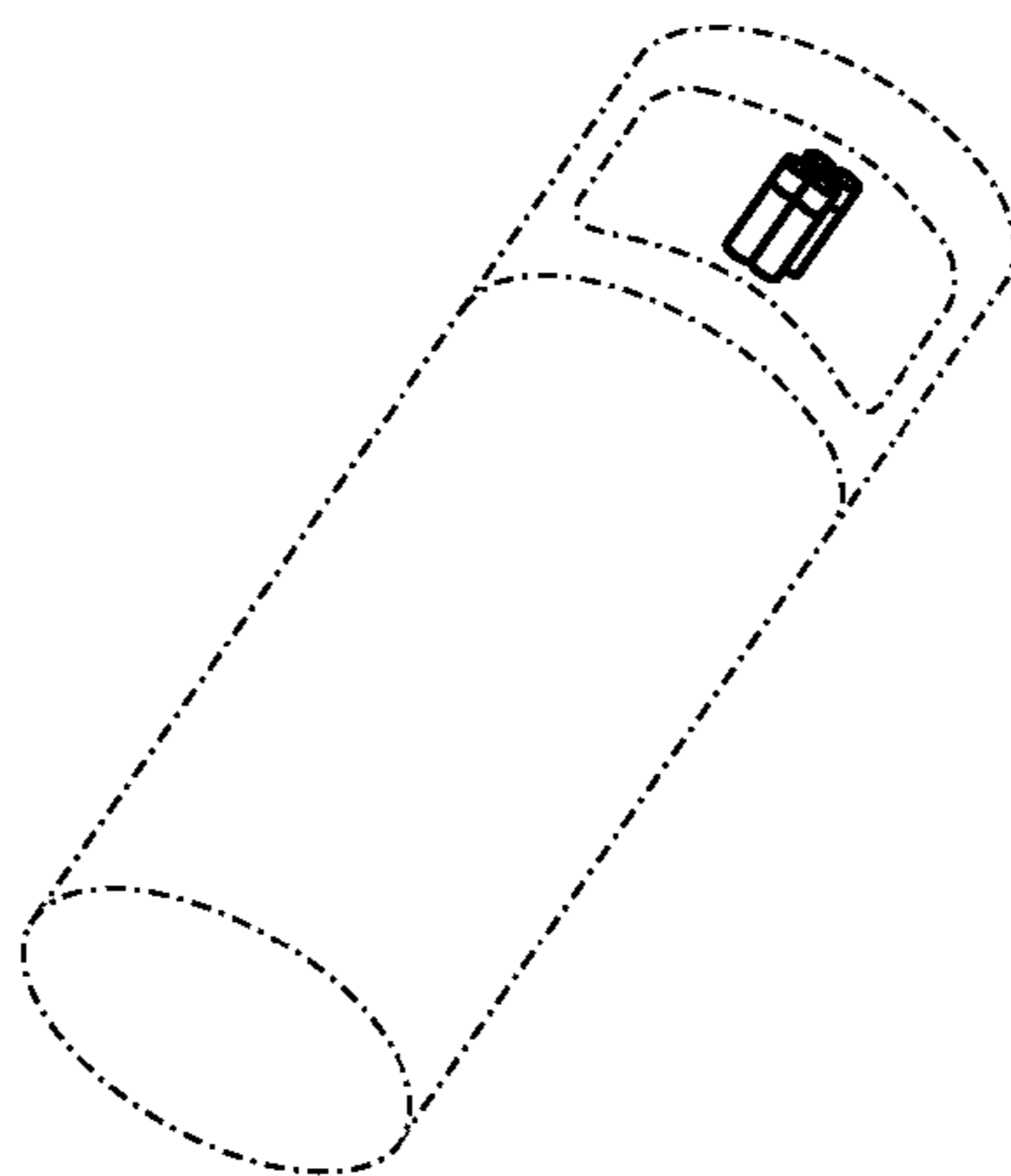


FIG. 3

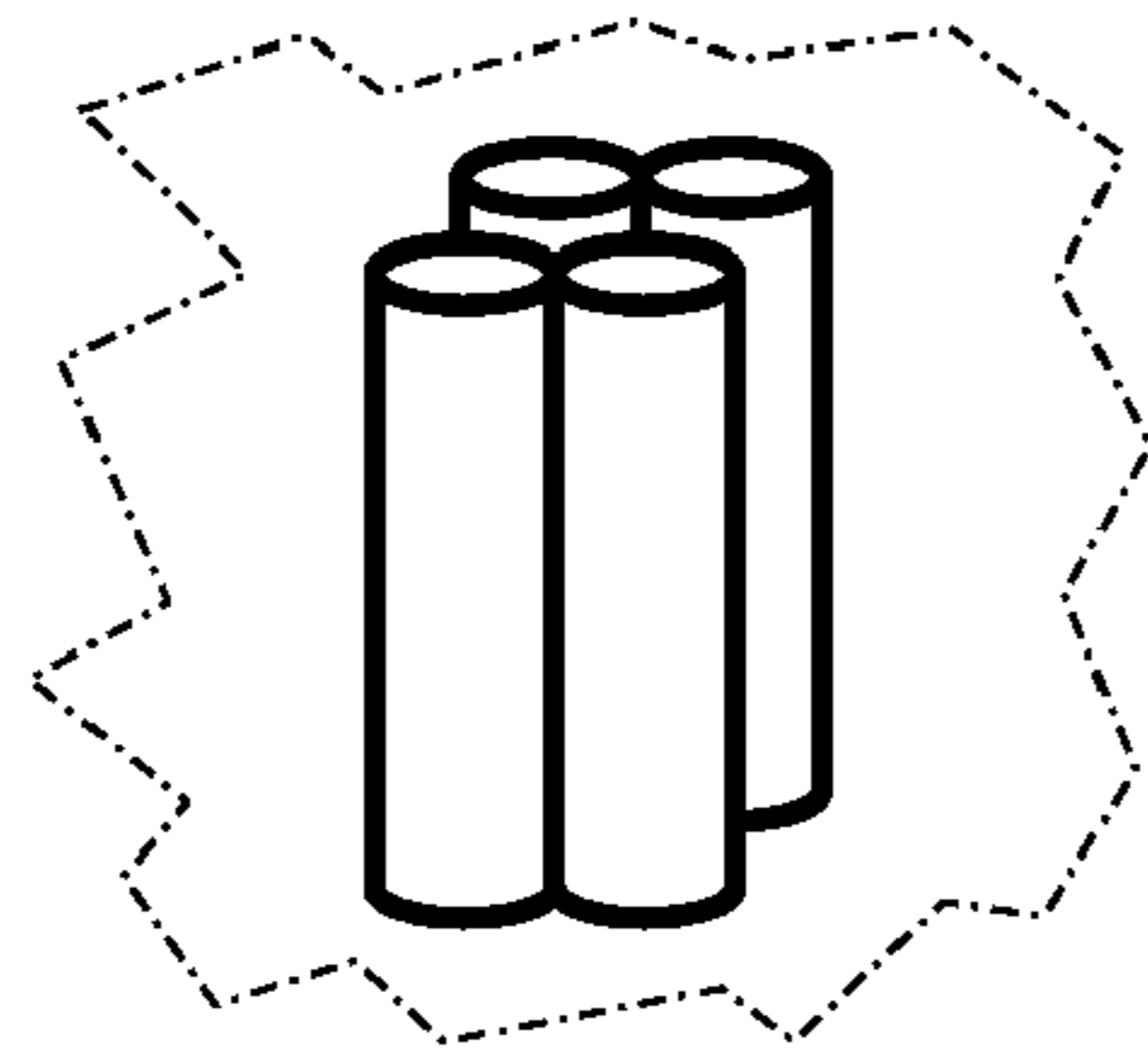


FIG. 4




FIG. 5

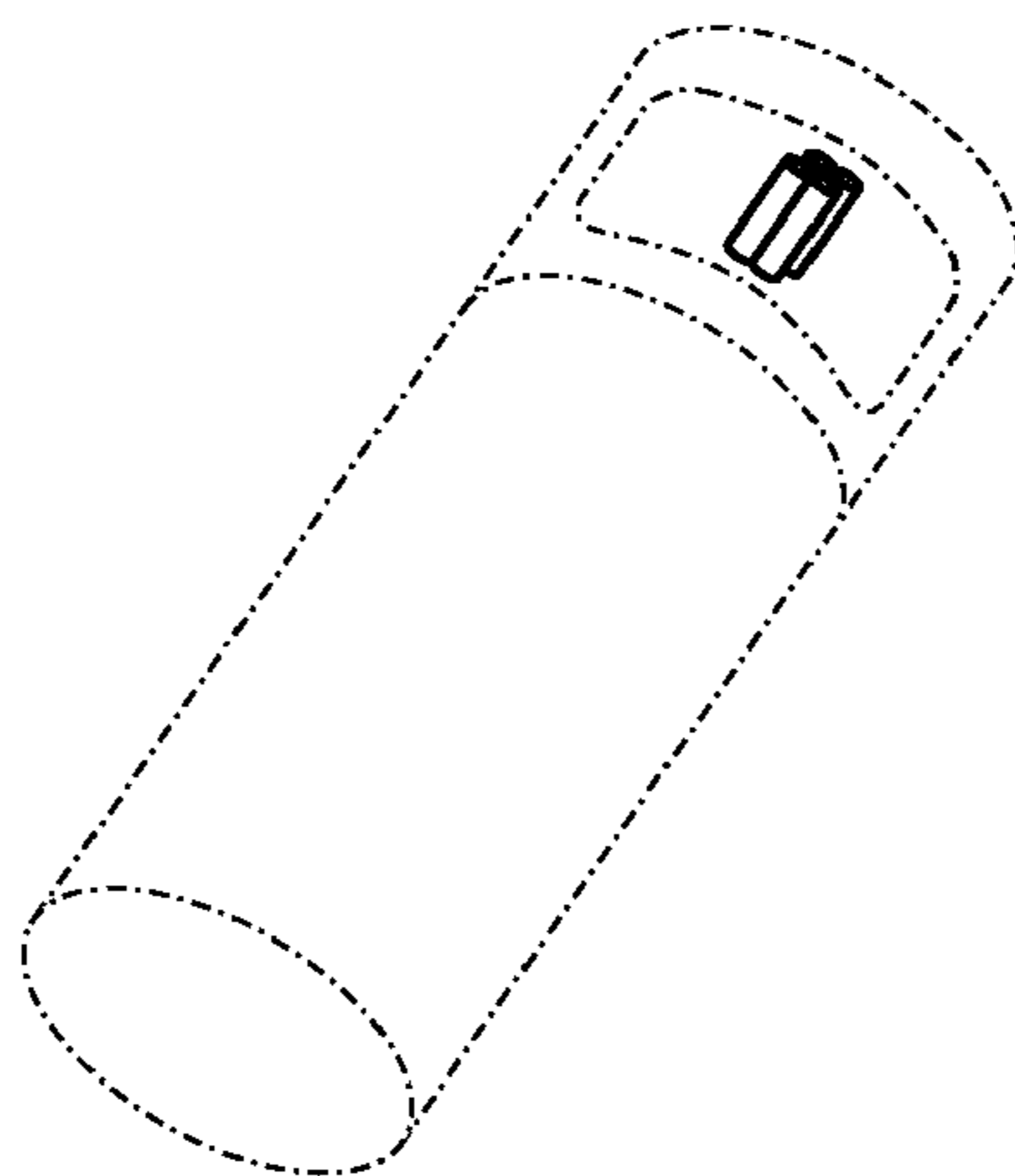


FIG. 6