

US00D563976S

(12) **United States Design Patent**  
**Yang et al.**

(10) **Patent No.:** **US D563,976 S**  
(45) **Date of Patent:** **\*\* Mar. 11, 2008**

(54) **TRANSITIONAL IMAGE FOR A PORTION OF A DISPLAY SCREEN**

(75) Inventors: **Xiaogang Yang**, Seattle, WA (US);  
**Jennifer L. Sadler**, Seattle, WA (US)

(73) Assignee: **Microsoft Corporation**, Redmond, WA (US)

(\*\*) Term: **14 Years**

(21) Appl. No.: **29/246,986**

(22) Filed: **May 23, 2006**

**Related U.S. Application Data**

(63) Continuation of application No. 29/246,933, filed on May 22, 2006.

(51) **LOC (8) Cl.** ..... **14-04**

(52) **U.S. Cl.** ..... **D14/488**

(58) **Field of Classification Search** ..... D14/485-95;  
D18/24-33; D19/6; D20/11; D21/324-33;  
715/700-867, 973-77

See application file for complete search history.

(56) **References Cited**

**U.S. PATENT DOCUMENTS**

- D423,483 S \* 4/2000 Hodgson ..... D14/485
- D446,790 S \* 8/2001 Wang et al. .... D14/486
- D447,751 S \* 9/2001 Hodgson ..... D14/486
- D534,177 S \* 12/2006 Gusmorino et al. .... D14/485
- D540,341 S \* 4/2007 Cummins et al. .... D14/487

- D541,293 S \* 4/2007 Harvey et al. .... D14/488
- D544,874 S \* 6/2007 Evans et al. .... D14/486
- D553,138 S \* 10/2007 Vong et al. .... D14/485
- D553,632 S \* 10/2007 Harvey et al. .... D14/486
- D555,662 S \* 11/2007 Nagata et al. .... D14/487

\* cited by examiner

*Primary Examiner*—Melanie H Tung

(74) *Attorney, Agent, or Firm*—Banner & Witcoff, Ltd.

(57) **CLAIM**

The ornamental design for a transitional image for a portion of a display screen, as shown and described.

**DESCRIPTION**


FIG. 1 is a front view of a the first image of a transitional image for a portion of a display screen showing our new design;

FIG. 2 is a front view of the second image thereof; and,

FIG. 3 is a front view of the third image thereof.

The appearance of the image transitions sequentially between the images shown in FIGS. 1-3. The process or period in which an image transitions to another forms no part of the claimed design. The broken line showing of the regions within the portion of a display screen and the unshaded areas within them form no part of the claimed design. The broken line showing of the portion of a display screen is for illustrative purposes only and forms no part of the claimed design.

**1 Claim, 3 Drawing Sheets**






FIG. 1




FIG. 2




FIG. 3