

US00D563975S

(12) **United States Design Patent**  
**Vigesaa**

(10) **Patent No.:** **US D563,975 S**

(45) **Date of Patent:** **\*\* \*Mar. 11, 2008**

(54) **SET OF IMAGES FOR A DISPLAY SCREEN**

7,148,895 B2 \* 12/2006 Konishi et al. .... 345/473

(75) Inventor: **Eric B. Vigesaa**, Seattle, WA (US)

\* cited by examiner

(73) Assignee: **Microsoft Corporation**, Redmond, WA (US)

*Primary Examiner*—Alan P. Douglas

*Assistant Examiner*—Deanna Fluegeman

(74) *Attorney, Agent, or Firm*—Banner & Witcoff, Ltd.

(\* ) Notice: This patent is subject to a terminal disclaimer.

(57) **CLAIM**

(\*\* ) Term: **14 Years**

The ornamental design for a set of images for a display screen, as shown and described.

(21) Appl. No.: **29/233,257**

**DESCRIPTION**

(22) Filed: **Jun. 30, 2005**

The file of this patent contains at least one drawing/photograph executed in color. Copies of this patent with color drawings(s)/photograph(s) will be provided by the Office upon request and payment of the necessary fee.

(51) **LOC (8) Cl.** ..... **14-04**

(52) **U.S. Cl.** ..... **D14/488**

(58) **Field of Classification Search** ..... D14/485–495;  
D18/24–33; D19/6; D20/11; D21/324–333;  
715/700–867, 973–977

FIG. 1 is a front view of a first portion of a display screen showing our new design;

FIG. 2 is a front view of a second portion of a display screen showing our new design; and,

See application file for complete search history.

FIG. 3 is a front view of a third portion of a display screen showing our new design.

(56) **References Cited**

U.S. PATENT DOCUMENTS

D296,339 S *	6/1988	Wells-Papanek et al. ..	D14/487
D386,477 S *	11/1997	Thomas .....	D14/491
5,815,149 A *	9/1998	Mutschler et al. ....	715/762
D405,775 S *	2/1999	Newton et al. ....	D14/491
6,034,681 A *	3/2000	Miller et al. ....	715/748
6,084,581 A *	7/2000	Hunt .....	715/500.1
D433,717 S *	11/2000	Nishimura et al. ....	D21/333
D511,526 S *	11/2005	Totten et al. ....	D14/492
7,089,287 B2 *	8/2006	Bellotti et al. ....	715/738
7,117,441 B2 *	10/2006	Allport .....	715/721

The broken line showing of the interior rectangles and the areas within form no part of the claimed design. The three portions of the set are displayed on a display screen at the same time. The relative positioning of the portions of the set forms no part of the claimed design. The broken line showing of the portions of the display screen are for illustrative purposes only and form no part of the claimed design.

**1 Claim, 1 Drawing Sheet**  
**(1 of 1 Drawing Sheet(s) Filed in Color)**






FIG. 1




FIG. 2




FIG. 3