

US00D563973S

(12) **United States Design Patent**
Tandog et al.

(10) **Patent No.:** **US D563,973 S**
(45) **Date of Patent:** **** Mar. 11, 2008**

- (54) **TRANSITIONAL USER INTERFACE FOR A PORTION OF A DISPLAY SCREEN**
- (75) Inventors: **Judy C. Tandog**, Seattle, WA (US);
Michael Hone, Seattle, WA (US);
Tracy Schultz, Seattle, WA (US);
Adrian Garside, Sammamish, WA (US)
- (73) Assignee: **Microsoft Corporation**, Redmond, WA (US)
- (**) Term: **14 Years**
- (21) Appl. No.: **29/249,959**
- (22) Filed: **Oct. 27, 2006**
- (51) **LOC (8) Cl.** **14-04**
- (52) **U.S. Cl.** **D14/487**
- (58) **Field of Classification Search** D14/485-495;
715/700-867, 973-977
See application file for complete search history.

(56) **References Cited**

U.S. PATENT DOCUMENTS

D296,340	S	*	6/1988	Wells-Papanek et al. ..	D14/492
D393,457	S	*	4/1998	Nay	D14/487
6,351,765	B1	*	2/2002	Pietropaolo et al.	709/218
D454,139	S	*	3/2002	Feldcamp	D14/486
D478,595	S	*	8/2003	Istvan et al.	D14/486
D510,361	S	*	10/2005	Hone et al.	D14/486
D512,725	S		12/2005	Hone et al.	
D513,009	S		12/2005	Hone	
D522,527	S	*	6/2006	Hone et al.	D14/488
D522,528	S	*	6/2006	Hone et al.	D14/488
D523,443	S	*	6/2006	Hone et al.	D14/488

D523,444	S	*	6/2006	Hone et al.	D14/488
D545,832	S	*	7/2007	Armendariz	D14/487
D549,714	S	*	8/2007	Sharma	D14/485
D553,632	S	*	10/2007	Harvey et al.	D14/486
2004/0125124	A1	*	7/2004	Kim et al.	345/716
2004/0189702	A1	*	9/2004	Hlavac et al.	345/757
2007/0055943	A1	*	3/2007	McCormack et al.	715/746
2007/0061750	A1	*	3/2007	Schultz et al.	715/771
2007/0106950	A1	*	5/2007	Hutchinson et al.	715/761

* cited by examiner

Primary Examiner—Cathron Brooks

Assistant Examiner—Deanna Fluegeman

(74) *Attorney, Agent, or Firm*—Banner & Witcoff, Ltd.

(57) **CLAIM**

The ornamental design for a transitional user interface for a portion of a display screen, as shown and described.

DESCRIPTION

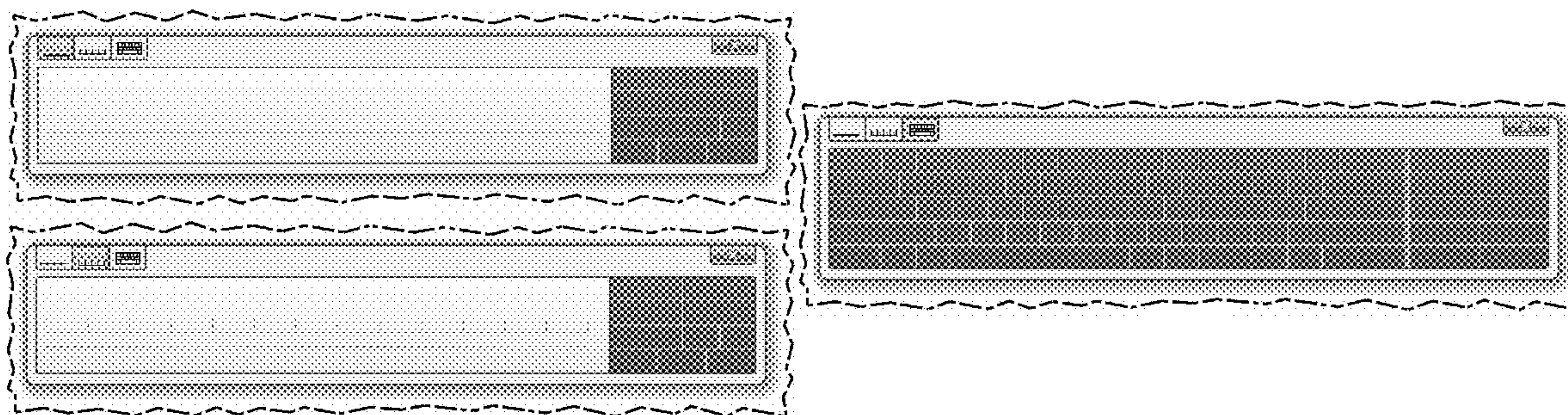
FIG. 1 is a front view of the first image of a transitional user interface for a portion of a display screen showing our new design;

FIG. 2 is a front view of the second image thereof; and,

FIG. 3 is a front view of the third image thereof.

The appearance of the image transitions sequentially between the images shown in FIGS. 1-3. The process or period in which the first image transitions to the others forms no part of the claimed design. The broken line drawing showing of the remainder of a display screen is for illustrative purposes only and forms no part of the claimed design.

1 Claim, 3 Drawing Sheets



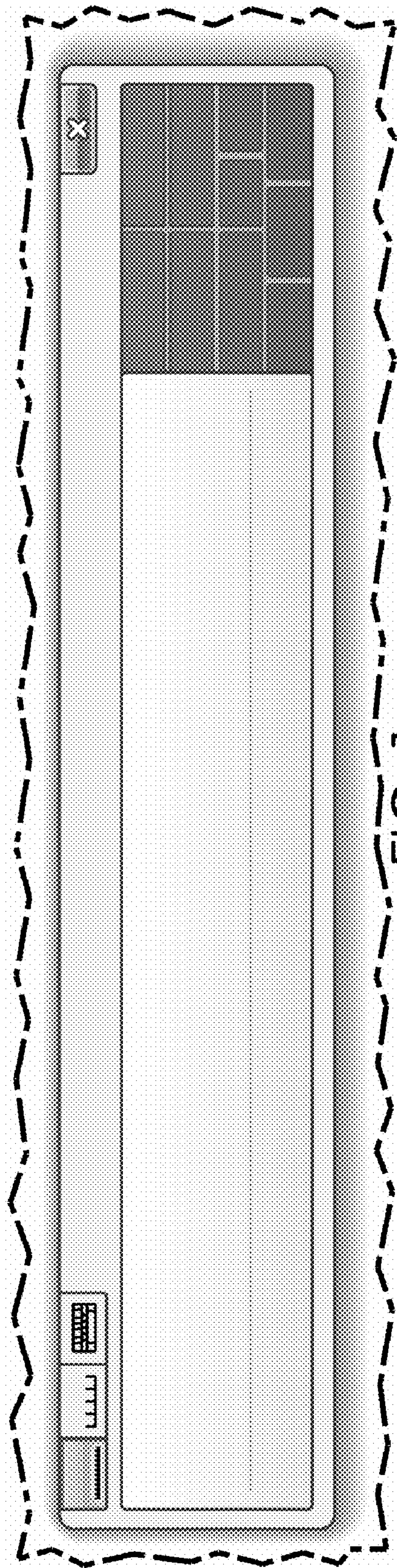


FIG. 1

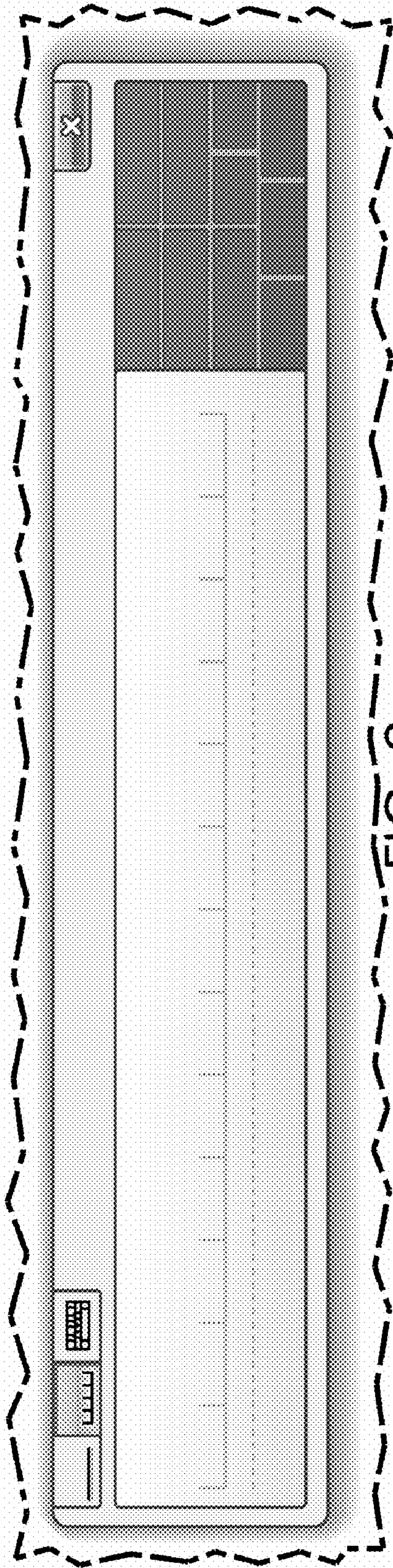


FIG. 2




FIG. 3