



US00D563966S

(12) **United States Design Patent**
Park et al.

(10) **Patent No.:** **US D563,966 S**
(45) **Date of Patent:** **** Mar. 11, 2008**

(54) **VIDEO DISPLAY FOR TELEPHONE**

(75) Inventors: **Yi Sak Park**, Seoul (KR); **Ji Hoon Kim**, Seoul (KR); **Jei Sung Park**, Seoul (KR)

(73) Assignee: **Samsung Electronics Co., Ltd.**, Suwon-Si (KR)

(**) Term: **14 Years**

(21) Appl. No.: **29/267,503**

(22) Filed: **Oct. 17, 2006**

(30) **Foreign Application Priority Data**

Apr. 17, 2006 (KR) 30-2006-0014260

(51) **LOC (8) Cl.** **14-04**

(52) **U.S. Cl.** **D14/485**

(58) **Field of Classification Search** D14/485-495;
715/505, 509, 700, 703, 712, 715, 718, 719,
715/726, 730, 732, 739, 748, 757, 759, 762,
715/763, 768, 776, 779, 781, 808, 809, 810,
715/811, 812, 813, 814, 815, 816, 817, 818,
715/819, 820, 821, 822, 823, 824, 825, 826,
715/828, 829, 835, 836, 837, 838, 839, 840,
715/841, 842, 843, 844, 845, 846, 847, 848,
715/849, 850, 861, 864, 866, 867, 908, 961;
715/962, 963, 970.1, 976, 977; 345/420,
345/426, 427, 628, 646, 902, 949, 953, 955;
D10/15, 22, 39, 126; D19/10

See application file for complete search history.

(56) **References Cited**

U.S. PATENT DOCUMENTS

3,601,913 A * 8/1971 Pollock 283/82
D324,305 S * 3/1992 Prey D3/247
5,174,758 A * 12/1992 Abramson 434/98

5,835,094 A * 11/1998 Ermel et al. 715/848
5,883,612 A * 3/1999 Kreitzer 345/619
6,243,724 B1 * 6/2001 Mander et al. 715/526
D460,455 S * 7/2002 Pentz D14/436
6,613,101 B2 * 9/2003 Mander et al. 715/526
D512,835 S * 12/2005 Hunter et al. D3/249
7,215,816 B2 * 5/2007 Ikushima 382/227
2005/0240880 A1 * 10/2005 Banks et al. 715/836
2005/0283742 A1 * 12/2005 Gusmorino et al. 715/839
2007/0018957 A1 * 1/2007 Seo 345/156

FOREIGN PATENT DOCUMENTS

KR 000584503-0002 * 9/2006
KR 000584503-0003 * 9/2006

* cited by examiner

Primary Examiner—Cathron Brooks

Assistant Examiner—Angela J Lee

(74) *Attorney, Agent, or Firm*—Staas & Halsey LLP

(57) **CLAIM**

The ornamental design for the video display for telephone, as shown and described.

DESCRIPTION

FIG. 1 is a perspective view of a video display for telephone;

FIG. 2 is a front view of the video display for telephone of FIG. 1;

FIG. 3 is a top plan view of the video display for telephone of FIG. 1; and,

FIG. 4 is an enlarged front view of the video display for telephone of FIG. 1.

The broken line showing of the telephone is included for the purpose of illustrating portions of the article and forms no part of the claimed design.

1 Claim, 4 Drawing Sheets


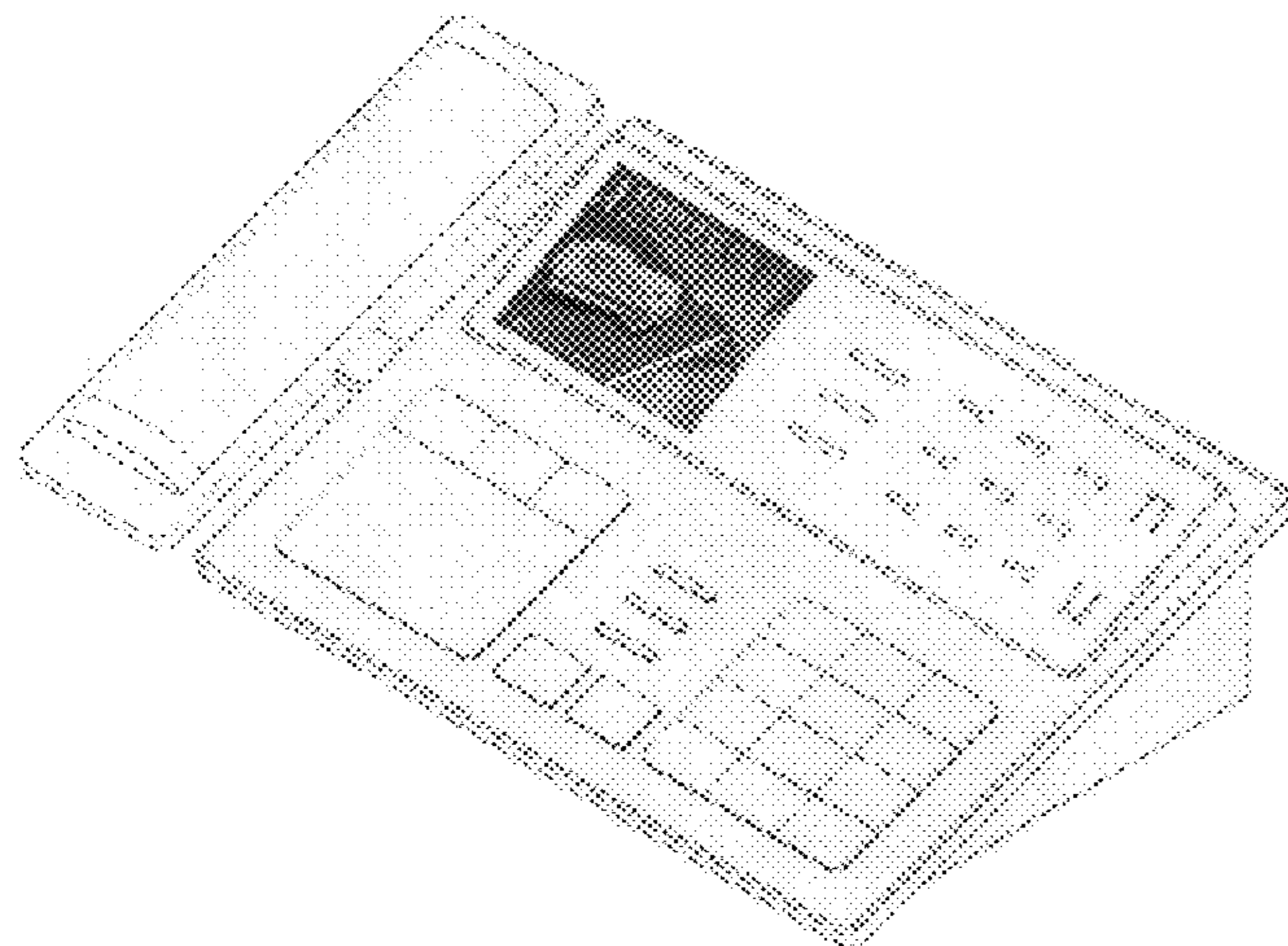


FIG. 1

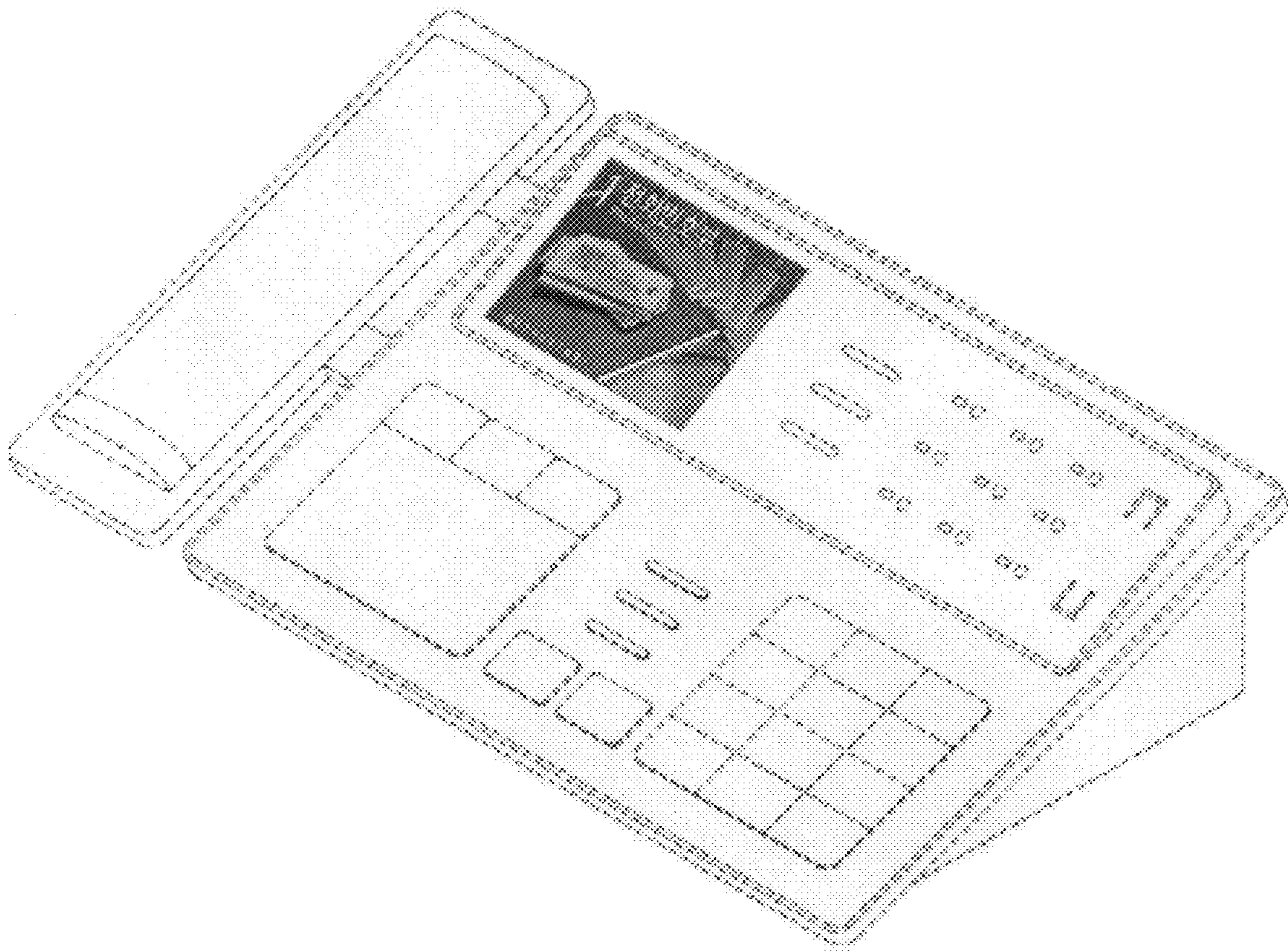


FIG. 2




FIG. 3

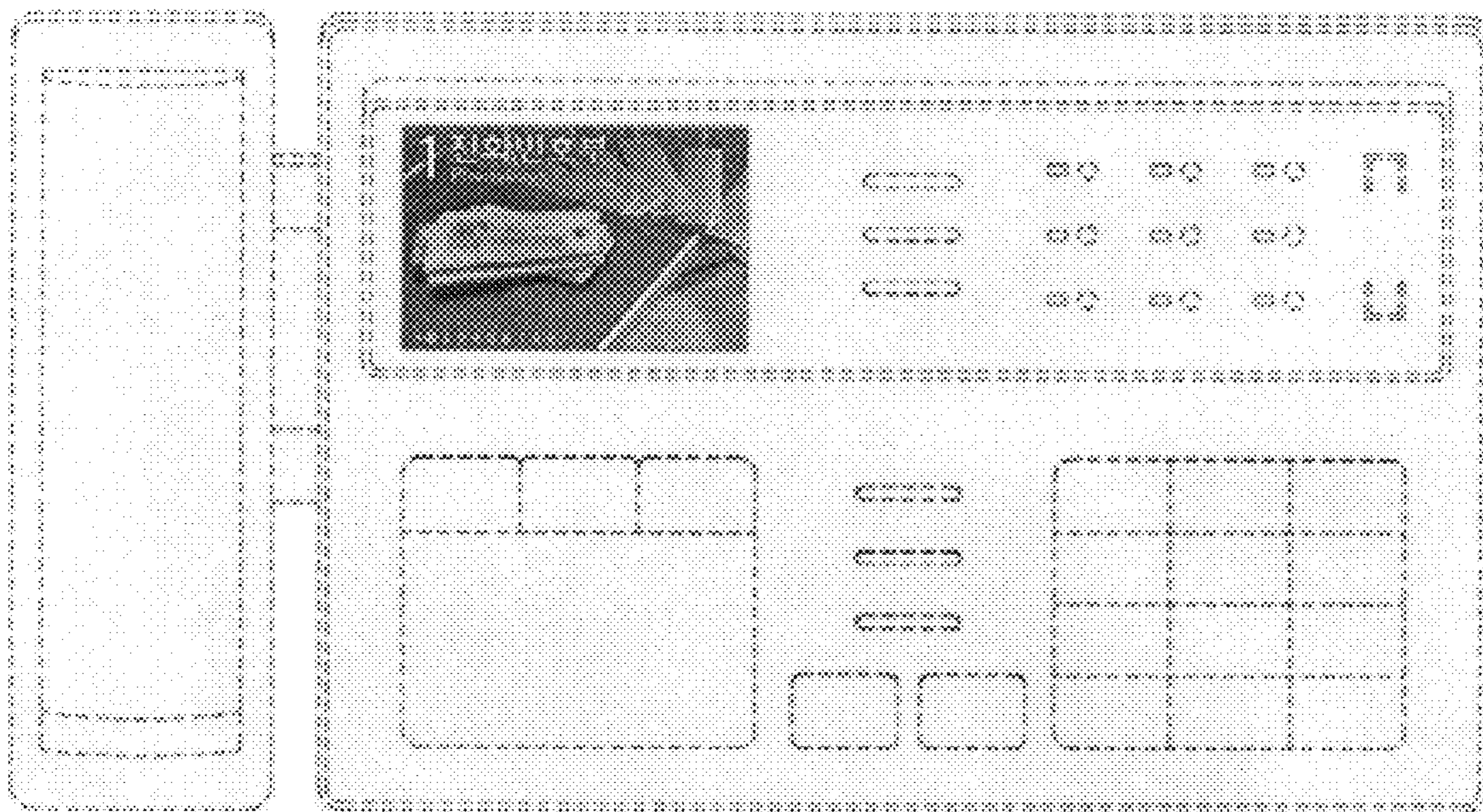


FIG. 4

