

US00D563934S

(12) **United States Design Patent**
Jung et al.

(10) **Patent No.:** **US D563,934 S**
(45) **Date of Patent:** **** Mar. 11, 2008**

(54) **PORTABLE PHONE**

(75) Inventors: **Yun Bin Jung**, Seoul (KR); **Beom Ku Han**, Seoul (KR); **Chang-Soo Lee**, Incheon (KR)

(73) Assignee: **Samsung Electronics Co., Ltd.**, Suwon-Si (KR)

(**) Term: **14 Years**

(21) Appl. No.: **29/272,070**

(22) Filed: **Feb. 1, 2007**

(30) **Foreign Application Priority Data**

Sep. 8, 2006 (KR) 30-2006-0037160

(51) **LOC (8) Cl.** **14-03**

(52) **U.S. Cl.** **D14/138**

(58) **Field of Classification Search** D14/137, D14/138, 147, 247, 496, 148, 248, 341-347; 455/475.4, 566, 575.1, 556.1, 556.2, 90.3; 379/433.01-433.13; 348/14.01, 14.02, 376; D21/329, 331, 333

See application file for complete search history.

(56) **References Cited**

U.S. PATENT DOCUMENTS

D511,342 S * 11/2005 Chien D14/346
D545,292 S * 6/2007 Lee et al. D14/138
D547,296 S * 7/2007 Lin D14/138

D548,715 S * 8/2007 Lee et al. D14/138
D549,206 S * 8/2007 Lee et al. D14/138
7,269,450 B2 * 9/2007 Lee et al. 455/575.1

* cited by examiner

Primary Examiner—Terry A Wallace

(74) *Attorney, Agent, or Firm*—Staas & Halsey LLP

(57) **CLAIM**

The ornamental design for the portable phone, as shown and described.

DESCRIPTION

FIG. 1 is a perspective view of a portable phone;
FIG. 2 is a front view of the portable phone of FIG. 1;
FIG. 3 is a rear view of the portable phone of FIG. 1;
FIG. 4 is a left-side view of the portable phone of FIG. 1;
FIG. 5 is a right-side view of the portable phone of FIG. 1;
FIG. 6 is a top plan view of the portable phone of FIG. 1;
FIG. 7 is a bottom plan view of the portable phone of FIG. 1;
FIG. 8 is a front open view of the portable phone of FIG. 1;
and
FIG. 9 is a rear open view of the portable phone of FIG. 1;
and,
FIG. 10 is a right-side open view of the portable phone of FIG. 1.

1 Claim, 7 Drawing Sheets

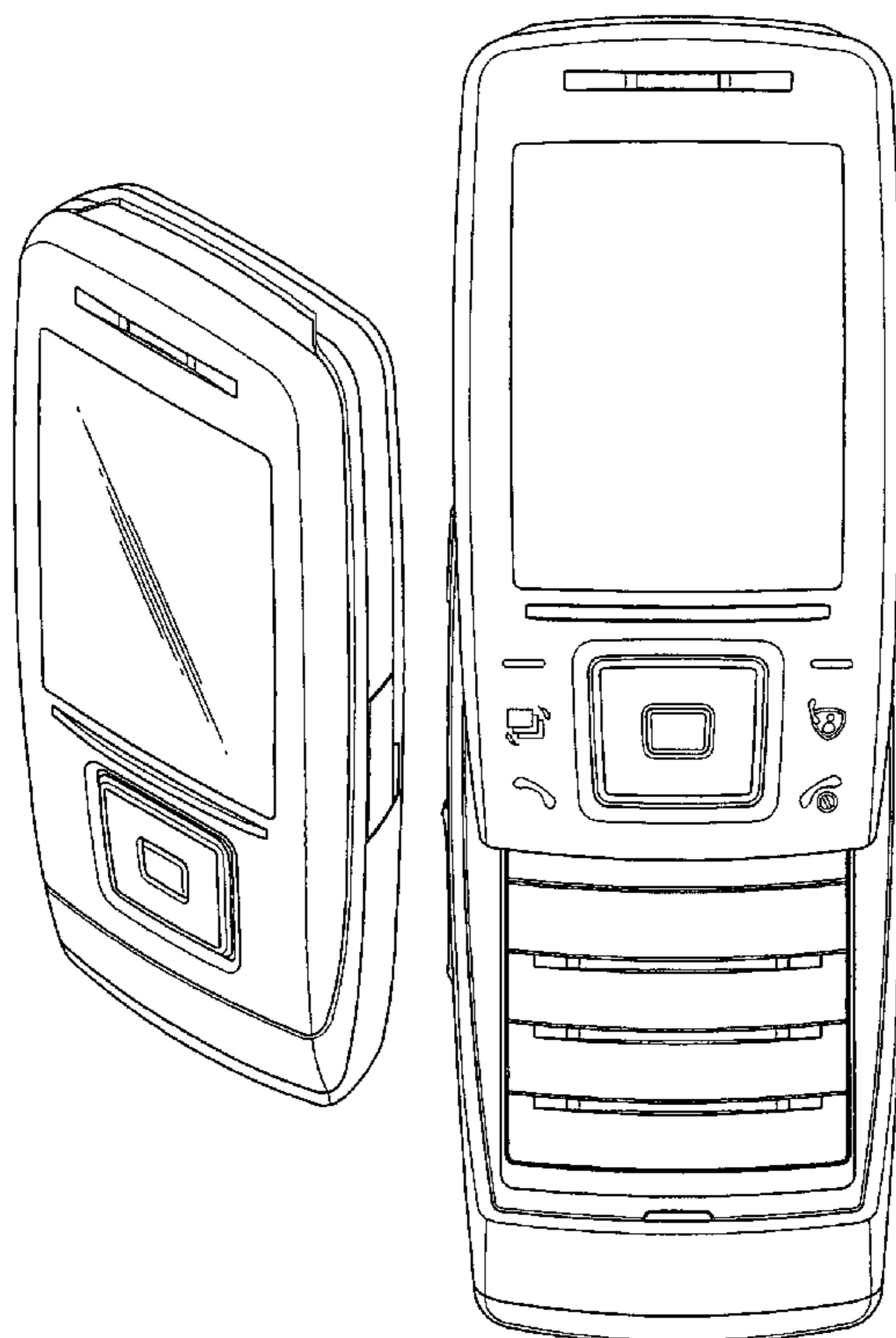


FIG. 1




FIG. 2




FIG. 3




FIG. 4

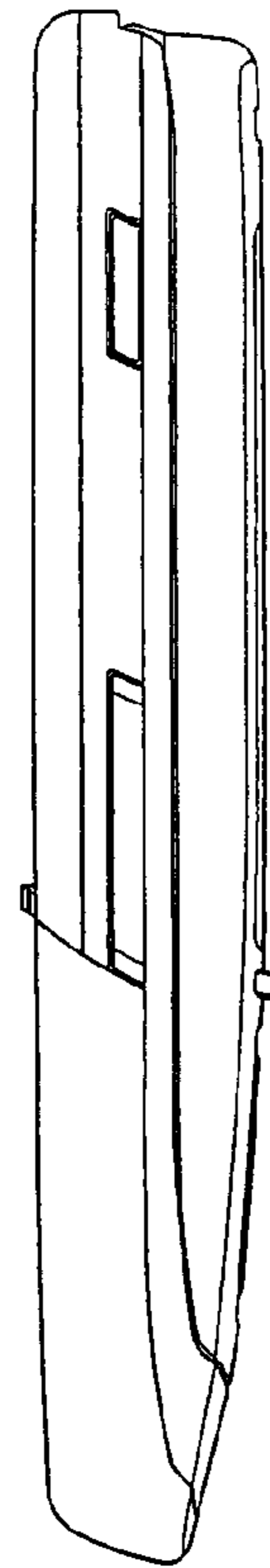


FIG. 5

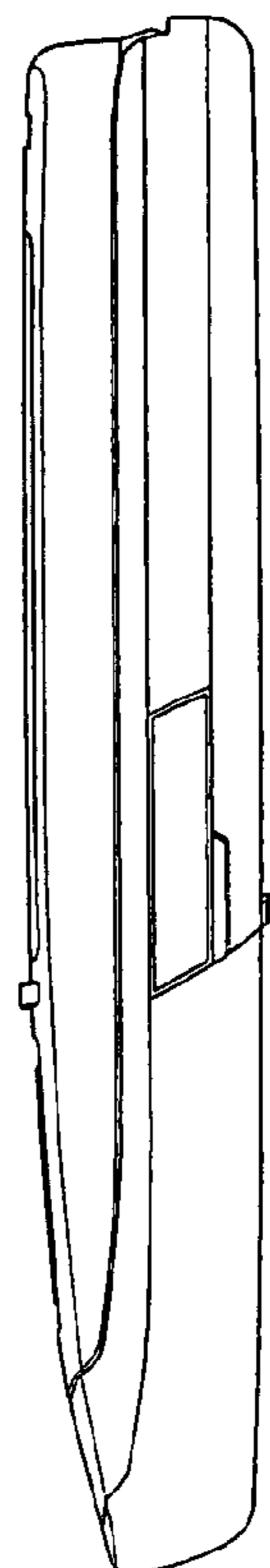


FIG. 6




FIG. 7




FIG. 8




FIG. 9




FIG. 10

