



US00D563911S

(12) **United States Design Patent**
Kern

(10) **Patent No.: US D563,911 S**
(45) **Date of Patent: ** Mar. 11, 2008**

(54) **TELEVISION RECEIVER**

(75) Inventor: **Tim Kern**, Singapore (SG)

(73) Assignee: **Koninklijke Philips Electronics N.V.**,
Eindhoven (NL)

(**) Term: **14 Years**

(21) Appl. No.: **29/247,899**

(22) Filed: **Jul. 19, 2006**

(30) **Foreign Application Priority Data**

Jan. 25, 2006 (ES) 000468608

(51) **LOC (8) Cl.** **14-03**

(52) **U.S. Cl.** **D14/126**

(58) **Field of Classification Search** D14/125-134,
D14/239, 371, 136, 374-377; 312/7.2; 348/836,
348/838, 180, 184, 325, 739; 341/12; 248/917-924,
248/465, 123.11; 345/104, 133, 156, 168,
345/87, 173, 169; 349/1, 2, 11, 62; 720/605,
720/669, 600, 655, 99, 197; 455/344-347
See application file for complete search history.

(56) **References Cited**

U.S. PATENT DOCUMENTS

D458,236 S * 6/2002 Bong et al. D14/126

D475,687 S * 6/2003 Goto D14/126
D479,209 S * 9/2003 Teng et al. D14/126
D488,451 S * 4/2004 Niitsu D14/126
D537,419 S * 2/2007 McEachern et al. D14/126
D540,754 S * 4/2007 Zheng et al. D14/126
D541,765 S * 5/2007 Niitsu D14/126
D549,674 S * 8/2007 Lee et al. D14/126

* cited by examiner

Primary Examiner—Raphael Barkai
Assistant Examiner—Randall H Gholson


(57) **CLAIM**

The ornamental design for a television receiver, as shown.

DESCRIPTION

FIG. 1 is a perspective view showing my design;
FIG. 2 is a front elevational view thereof;
FIG. 3 is a rear elevational view thereof;
FIG. 4 is a right side elevational view thereof;
FIG. 5 is a left side elevational view thereof;
FIG. 6 is a top plan view thereof; and,
FIG. 7 is a bottom plan view thereof.

1 Claim, 4 Drawing Sheets






FIG. 1

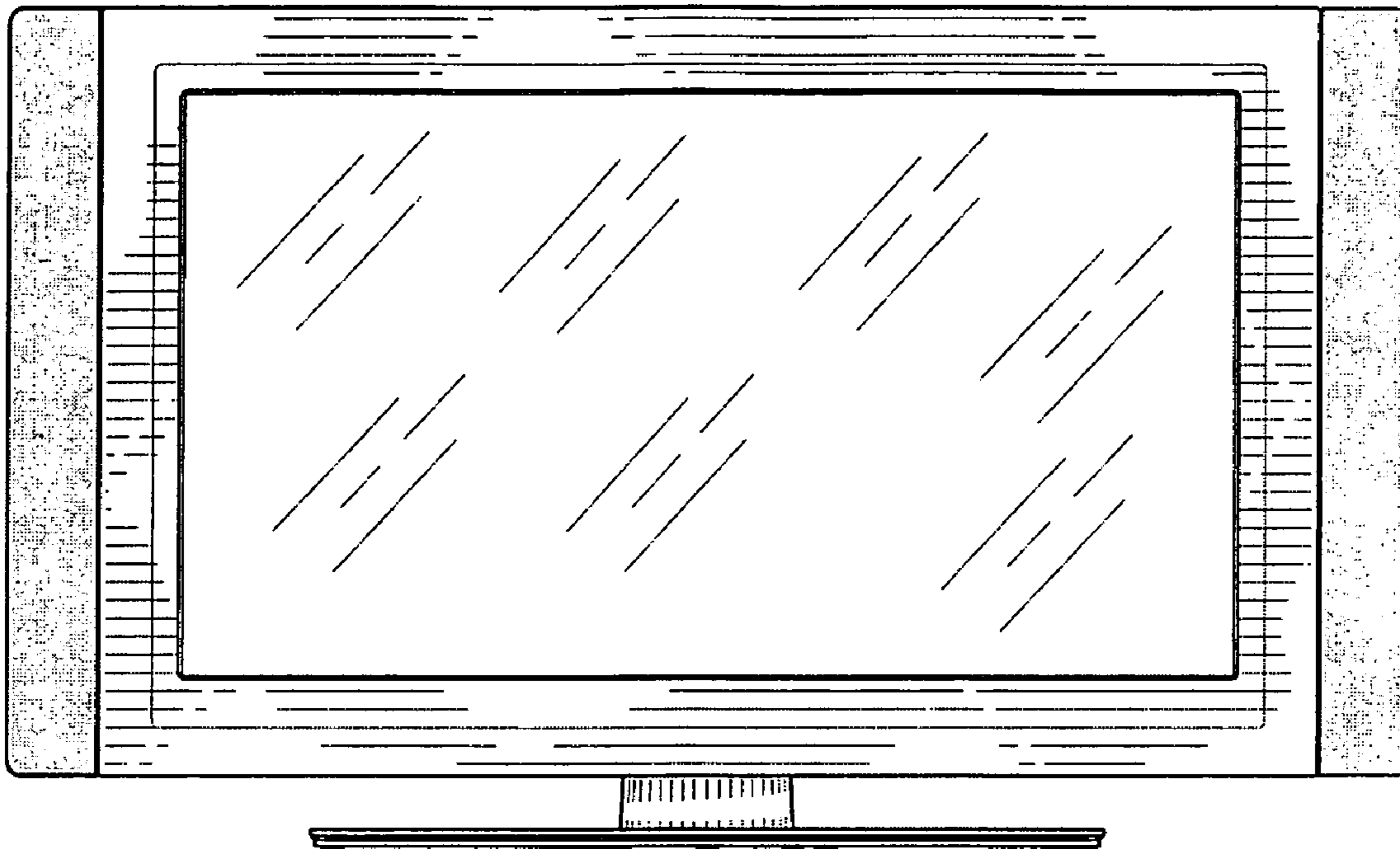


FIG. 2

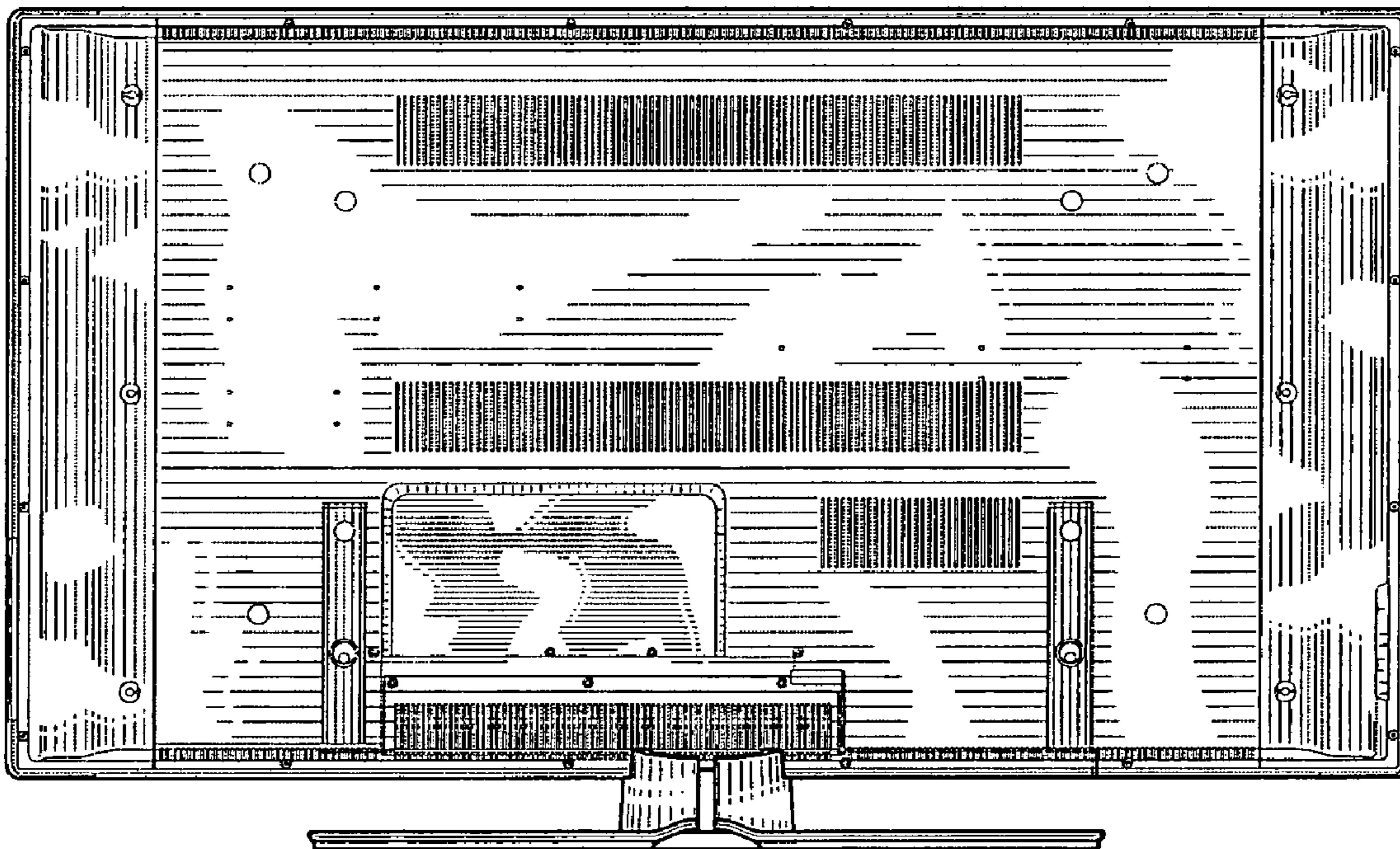


FIG. 3

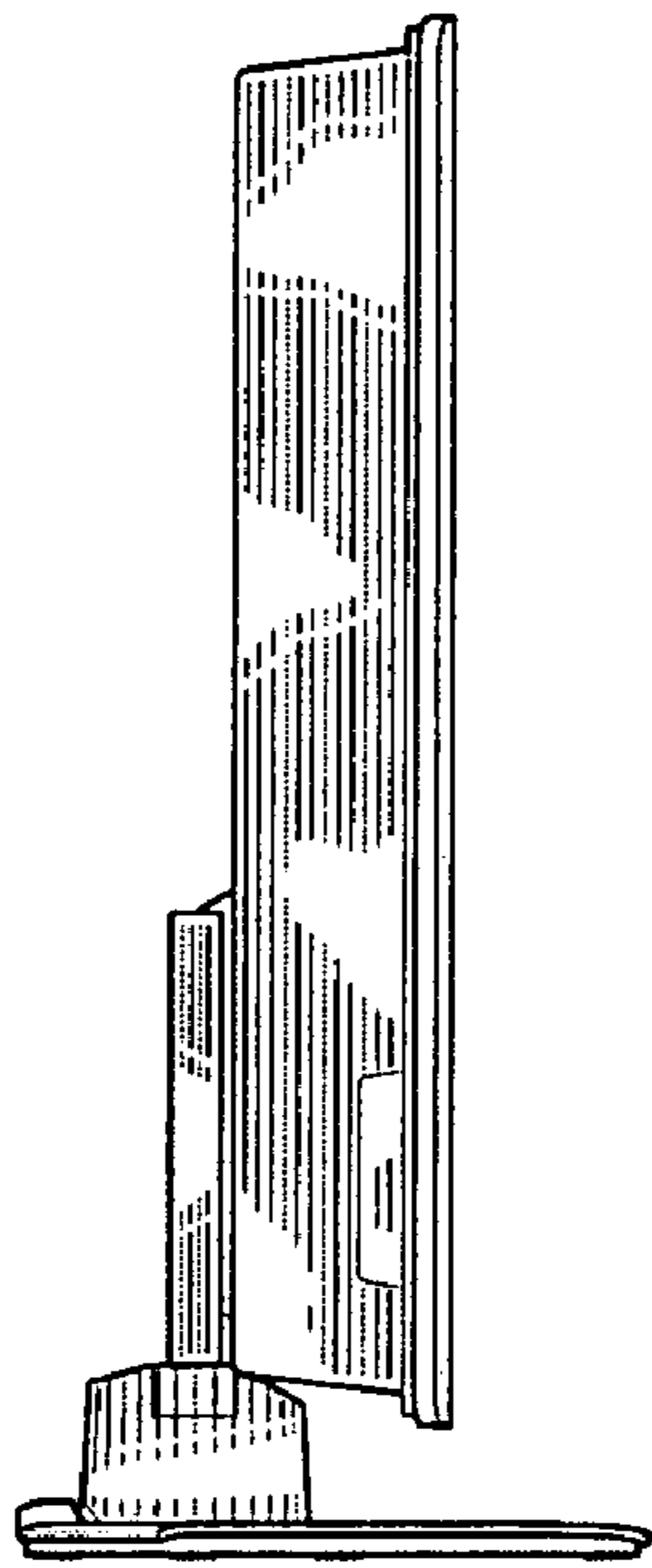


FIG. 4

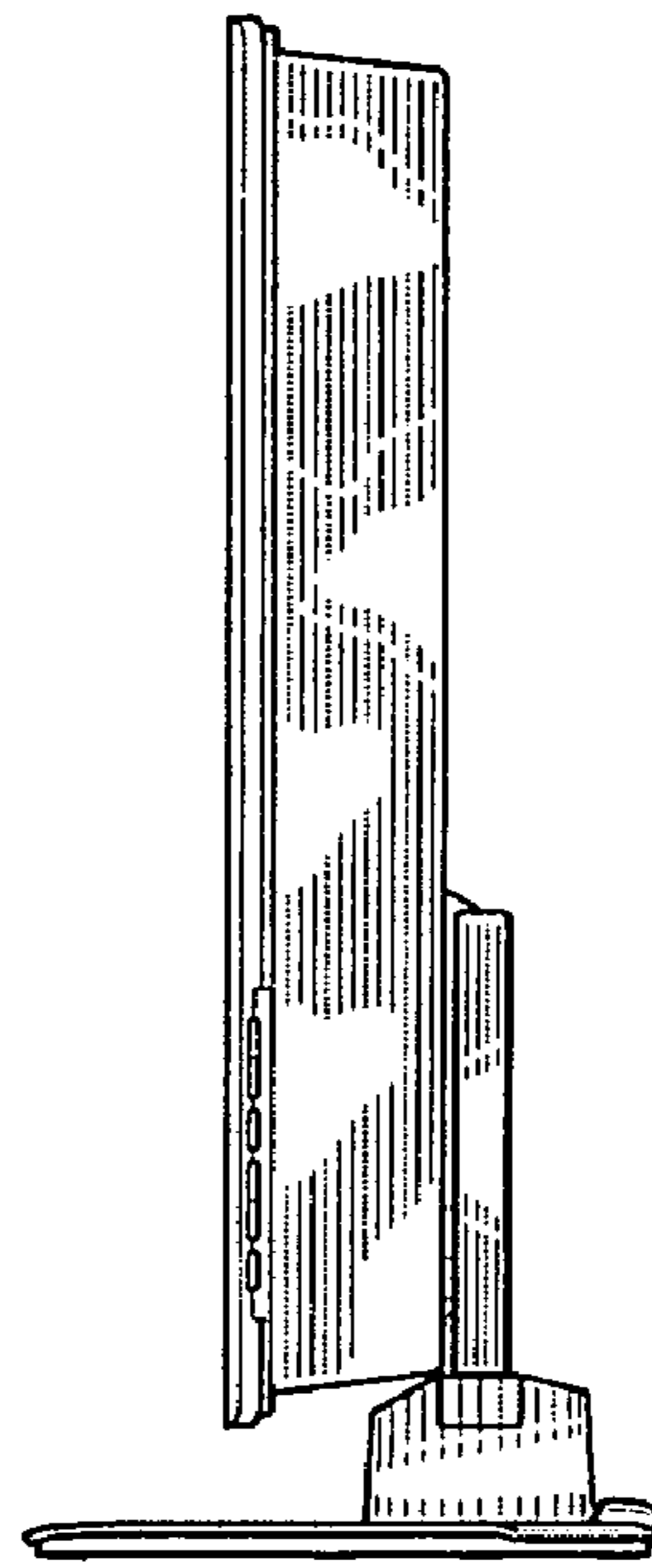


FIG. 5

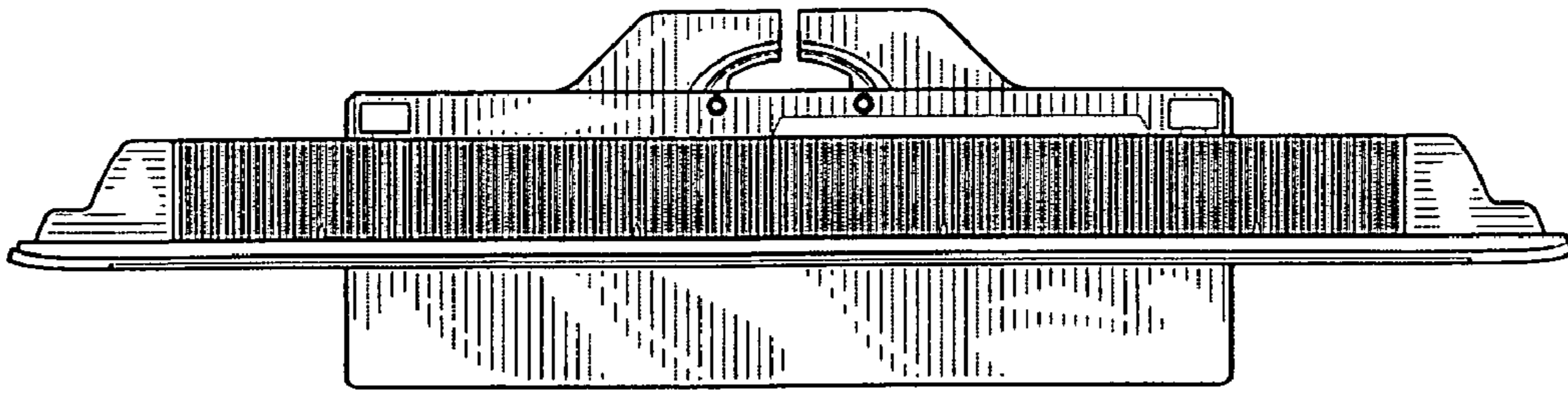


FIG. 6

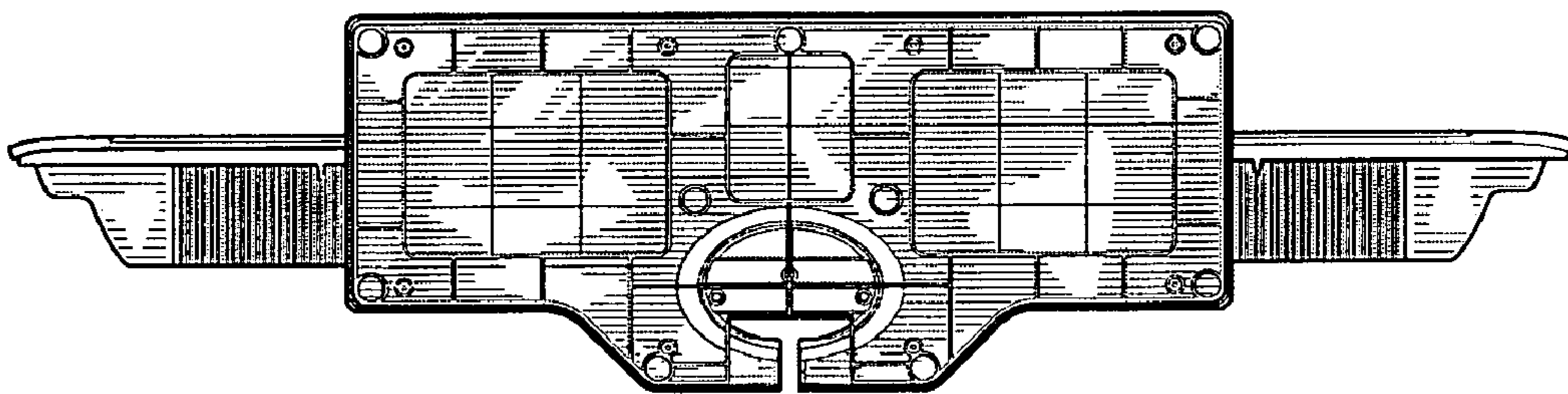


FIG. 7