

US00D563863S

(12) **United States Design Patent**  
**Campana**

(10) **Patent No.:** **US D563,863 S**

(45) **Date of Patent:** **\*\* Mar. 11, 2008**

(54) **PNEUMATIC TIRE**

(75) Inventor: **Luigi Campana**, Milan (IT)

(73) Assignee: **Pirelli Pneumatici S.p.A.**, Milan (IT)

(\*\*) Term: **14 Years**

(21) Appl. No.: **29/255,944**

(22) Filed: **Mar. 15, 2006**

(30) **Foreign Application Priority Data**

Sep. 16, 2005 (EM) ..... 000401872-0001

(51) **LOC (8) Cl.** ..... **12-15**

(52) **U.S. Cl.** ..... **D12/600**

(58) **Field of Classification Search** ..... D12/551,  
D12/552, 553, 574, 586, 587, 588, 594, 595,  
D12/598, 600, 601, 900; 152/209.1, 209.9,  
152/209.13, 209.25, 209.28

See application file for complete search history.

(56) **References Cited**

**U.S. PATENT DOCUMENTS**

- D350,925 S \* 9/1994 Manestar ..... D12/600
- D379,955 S \* 6/1997 Slingluff et al. .... D12/601
- D442,124 S \* 5/2001 Takada ..... D12/600
- D474,148 S \* 5/2003 Kindig et al. .... D12/601

- D481,006 S \* 10/2003 Campana ..... D12/601
- D484,092 S \* 12/2003 Okamoto ..... D12/600
- D504,392 S \* 4/2005 Kawase ..... D12/601
- D527,339 S \* 8/2006 Lissan et al. .... D12/600

\* cited by examiner

*Primary Examiner*—Robert M. Spear

*Assistant Examiner*—Katrina A Kile

(74) *Attorney, Agent, or Firm*—Finnegan, Henderson, Farabow, Garrett & Dunner, L.L.P.

(57) **CLAIM**

The ornamental design for the a pneumatic tire, as shown and described.

**DESCRIPTION**

FIG. 1 is a front-perspective view of a pneumatic tire of my new design;

FIG. 2 is a right view thereof;

FIG. 3 is a left view thereof;

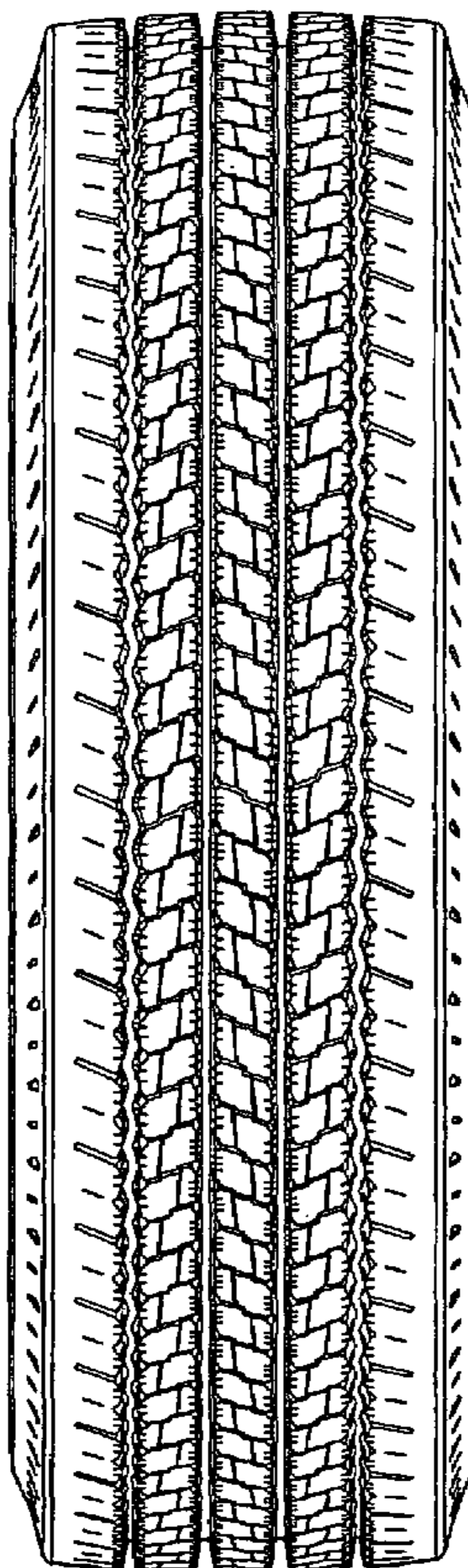
FIG. 4 is a front view thereof;

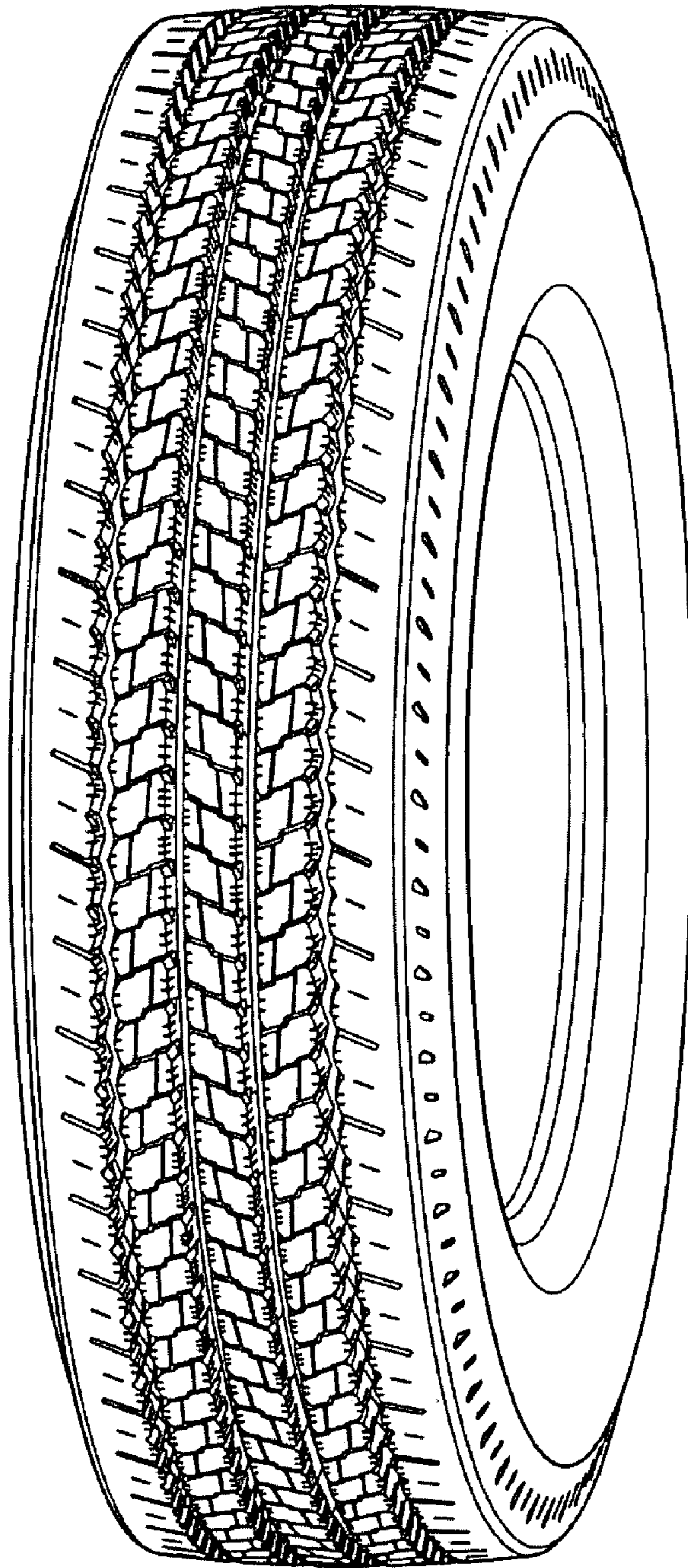
FIG. 5 is a rear view thereof;

FIG. 6 is a top view thereof; and,


FIG. 7 is a bottom view thereof.

**1 Claim, 7 Drawing Sheets**






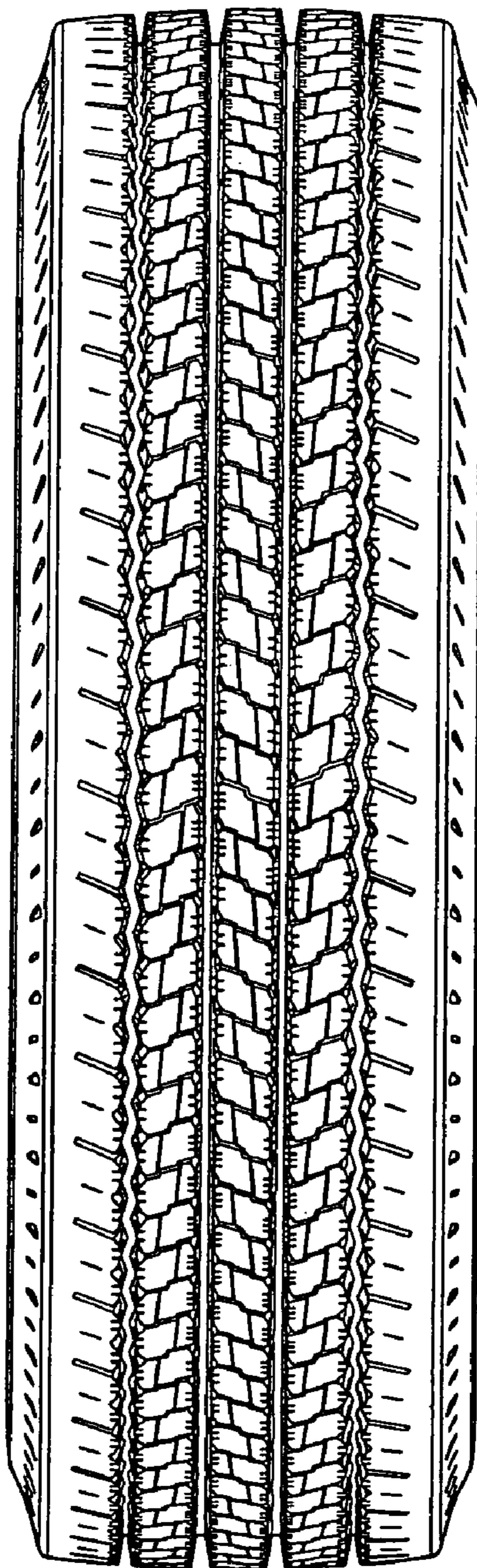
**FIG. 1**



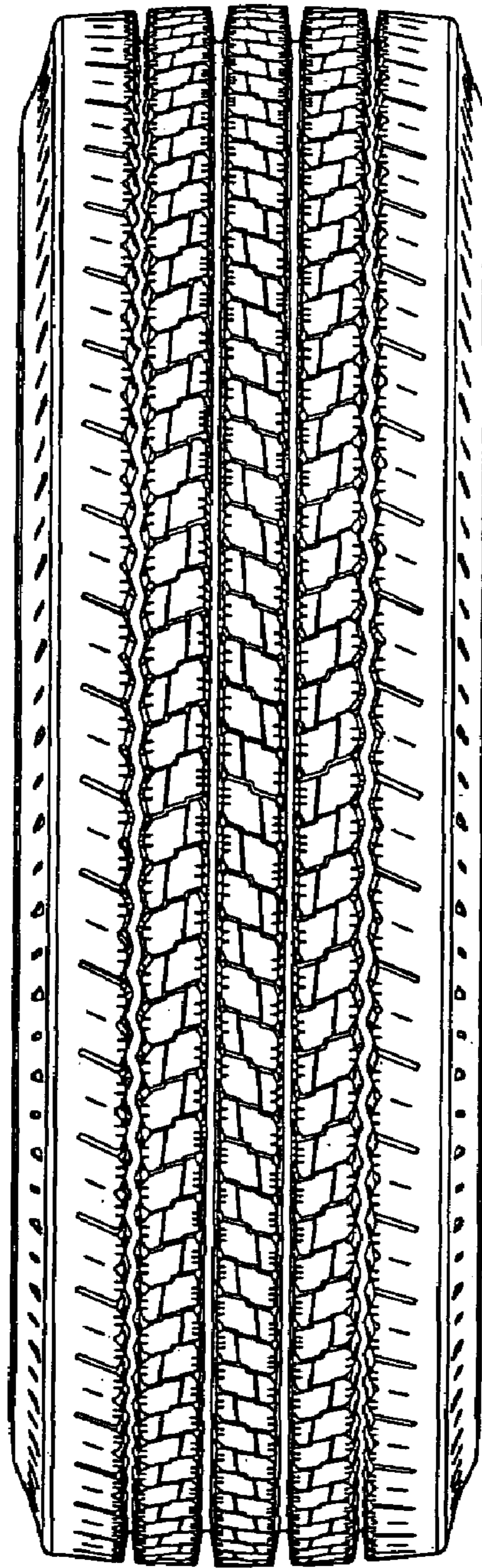
**FIG. 2**



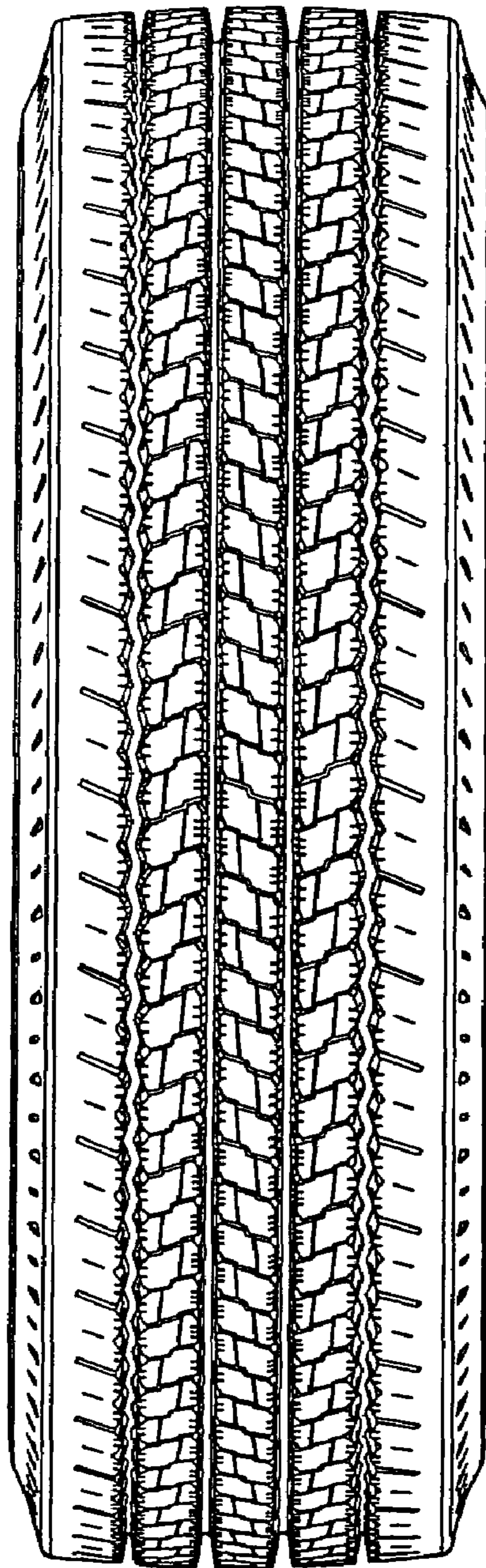
**FIG. 3**



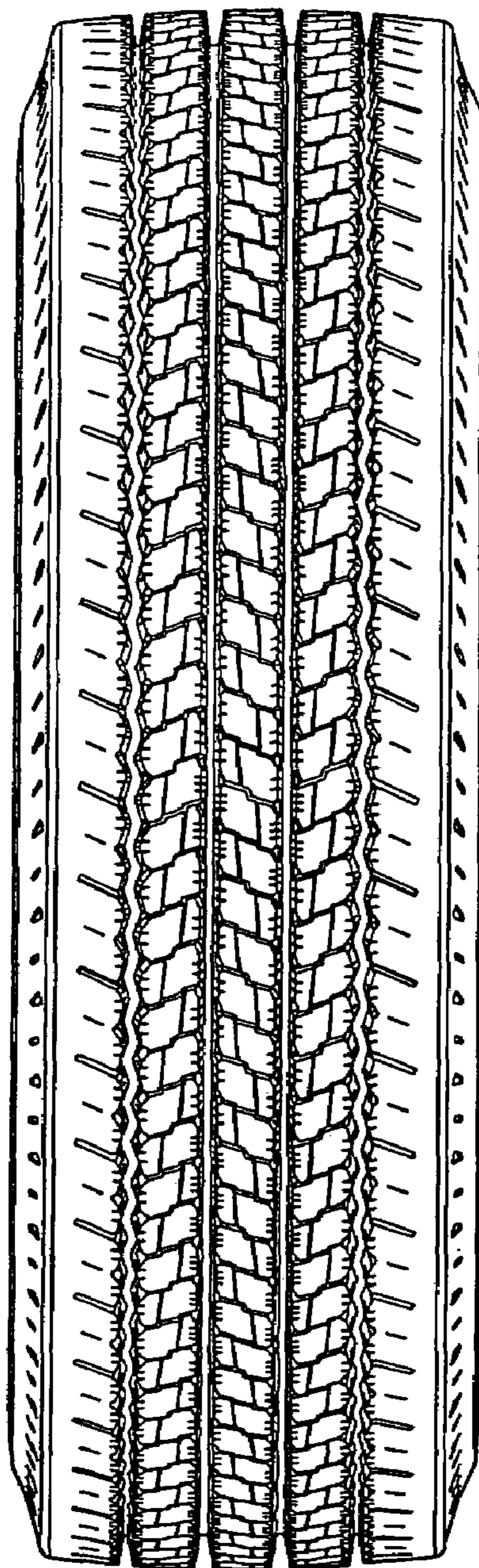
**FIG. 4**



**FIG. 5**



**FIG. 6**



**FIG. 7**