



US00D563854S

(12) **United States Design Patent**
Stuart

(10) **Patent No.:** **US D563,854 S**

(45) **Date of Patent:** **** Mar. 11, 2008**

(54) **TRUCK SUNVISOR**

(75) Inventor: **Travis Stuart**, Kirkland, WA (US)

(73) Assignee: **PACCAR Inc**, Bellevue, WA (US)

(**) Term: **14 Years**

(21) Appl. No.: **29/227,259**

(22) Filed: **Apr. 7, 2005**

(51) **LOC (8) Cl.** **12-16**

(52) **U.S. Cl.** **D12/191**

(58) **Field of Classification Search** D12/191,
D12/181, 184-185, 106, 417, 311-312; 296/97.1,
296/97.2, 97.3, 97.4, 97.5, 97.7, 97.8; 160/370.21,
160/370.23

See application file for complete search history.

(56) **References Cited**

U.S. PATENT DOCUMENTS

D85,241 S *	9/1931	Herbert	D12/191
D102,974 S *	1/1937	Nelle	D12/191
D109,106 S *	3/1938	Ernet	D12/190
D148,831 S *	2/1948	Carl	D12/190
D239,705 S *	4/1976	Allan	D12/191
4,369,996 A	1/1983	Fluck		
D310,652 S *	9/1990	Nagata	D12/191
D311,506 S	10/1990	Marlowe et al.		
D384,019 S	9/1997	Meryman et al.		
5,669,697 A	9/1997	Angelo et al.		
D409,541 S	5/1999	Sproull et al.		

D442,901 S	5/2001	Conway et al.		
D525,574 S *	7/2006	Conway et al.	D12/191
D528,054 S *	9/2006	Beigel et al.	D12/191
D549,626 S *	8/2007	Elwell	D12/191

OTHER PUBLICATIONS

Illustrations of a truck sunvisor design sold prior to 2004.

* cited by examiner

Primary Examiner—Caron D. Veynar

Assistant Examiner—Abraham Bahta

(74) *Attorney, Agent, or Firm*—Christensen O'Connor Johnson Kindness PLLC

(57) **CLAIM**

The ornamental design for a truck sunvisor, as shown and described.

DESCRIPTION

FIG. 1 is a front perspective view of a truck sunvisor showing my new design;

FIG. 2 is a front elevational view thereof;

FIG. 3 is a rear elevational view thereof;

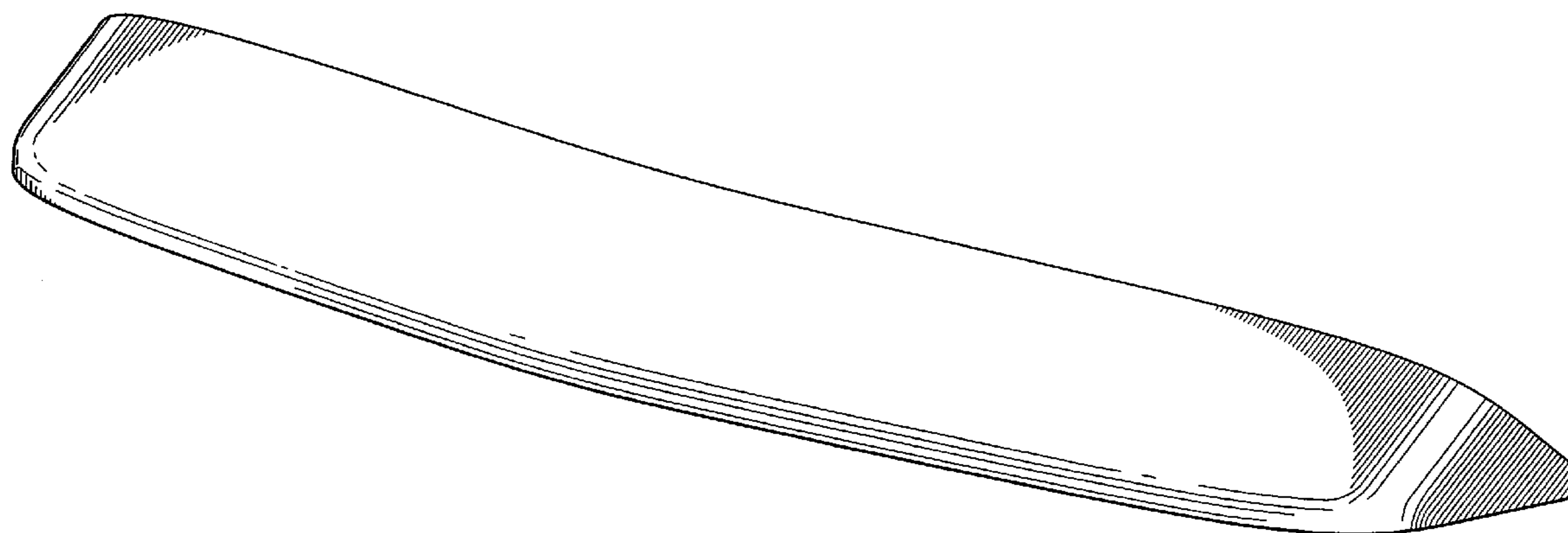
FIG. 4 is a bottom plan view thereof;

FIG. 5 is a top plan view thereof;

FIG. 6 is a left elevational view thereof; and,

FIG. 7 is a right elevational view thereof.

1 Claim, 3 Drawing Sheets



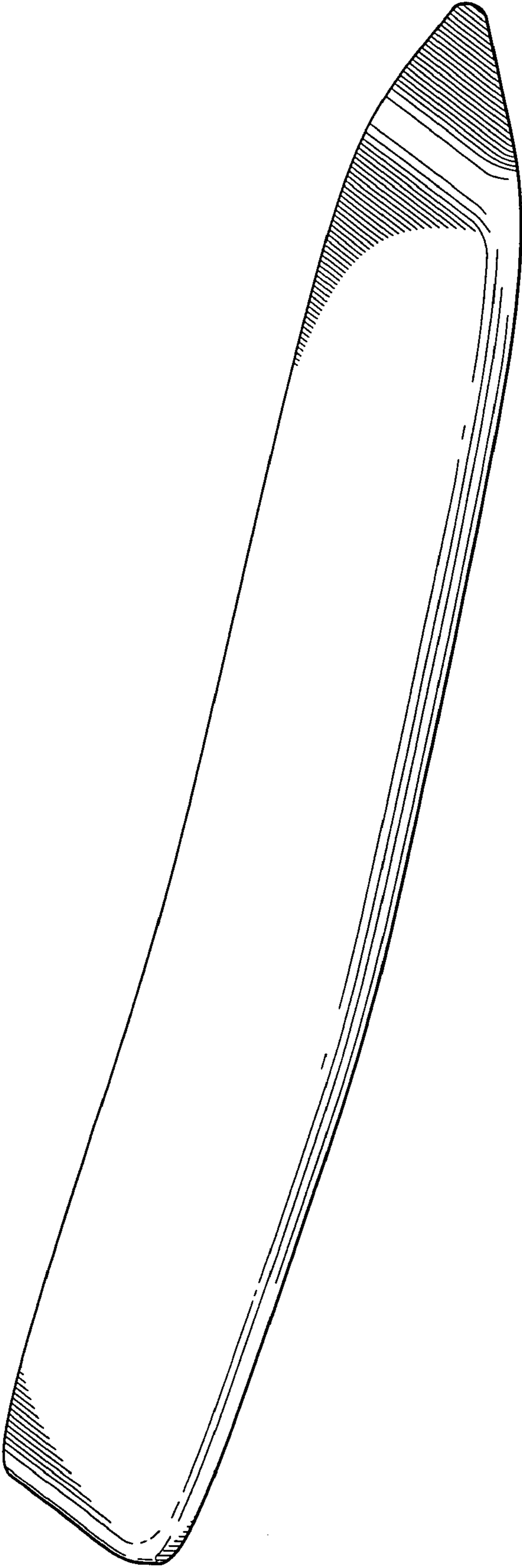


Fig. 1.




Fig. 2.

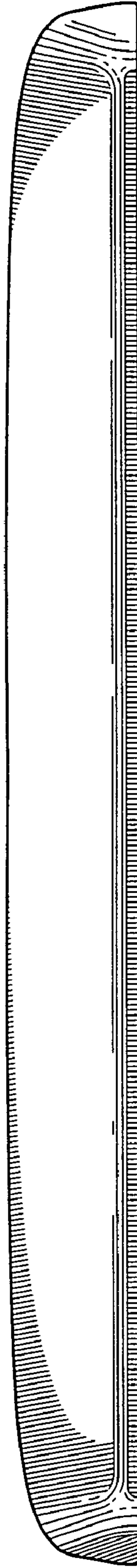


Fig. 3.

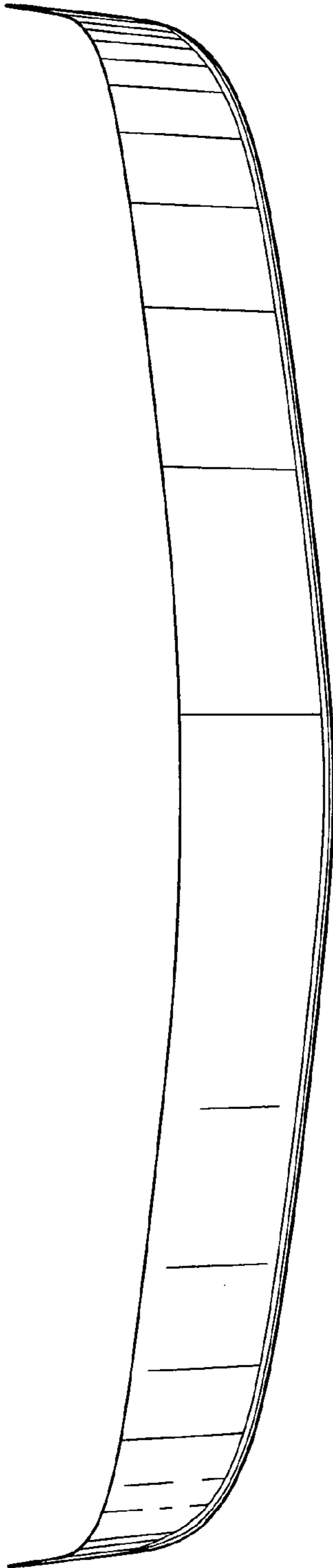


Fig. 4.

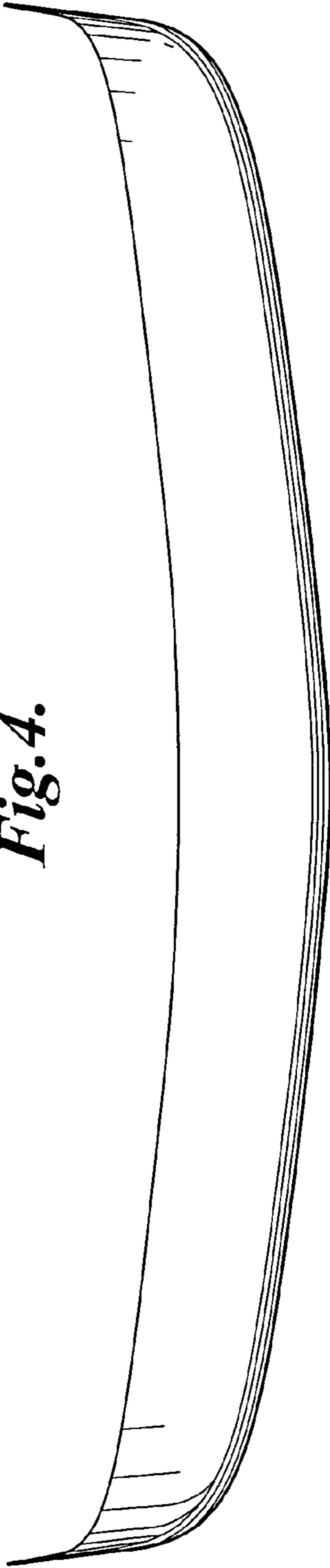


Fig. 5.

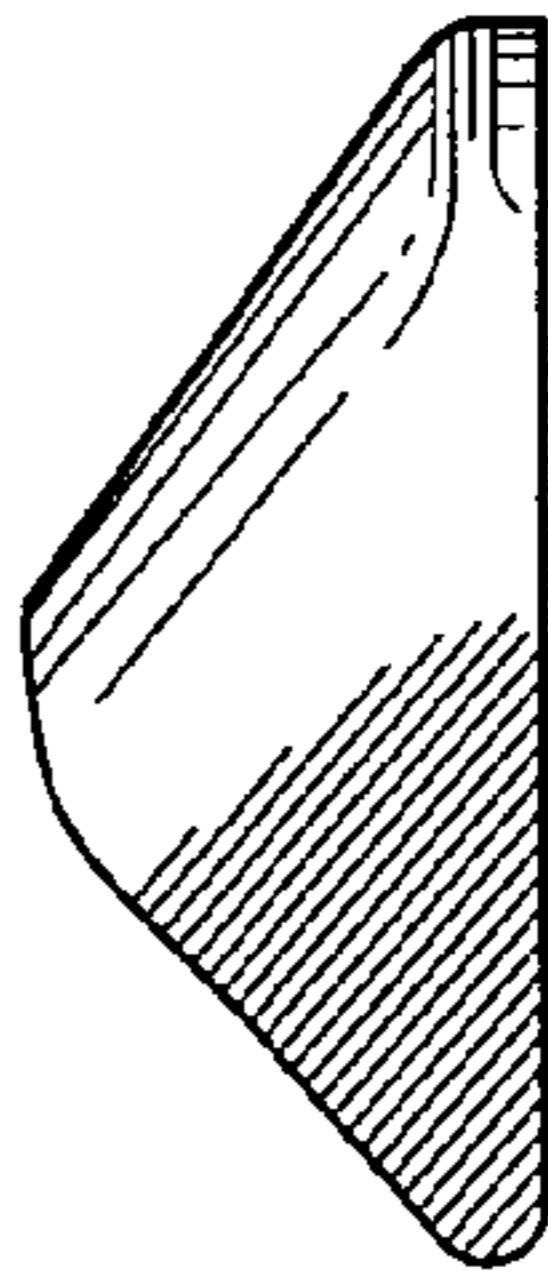


Fig. 6.

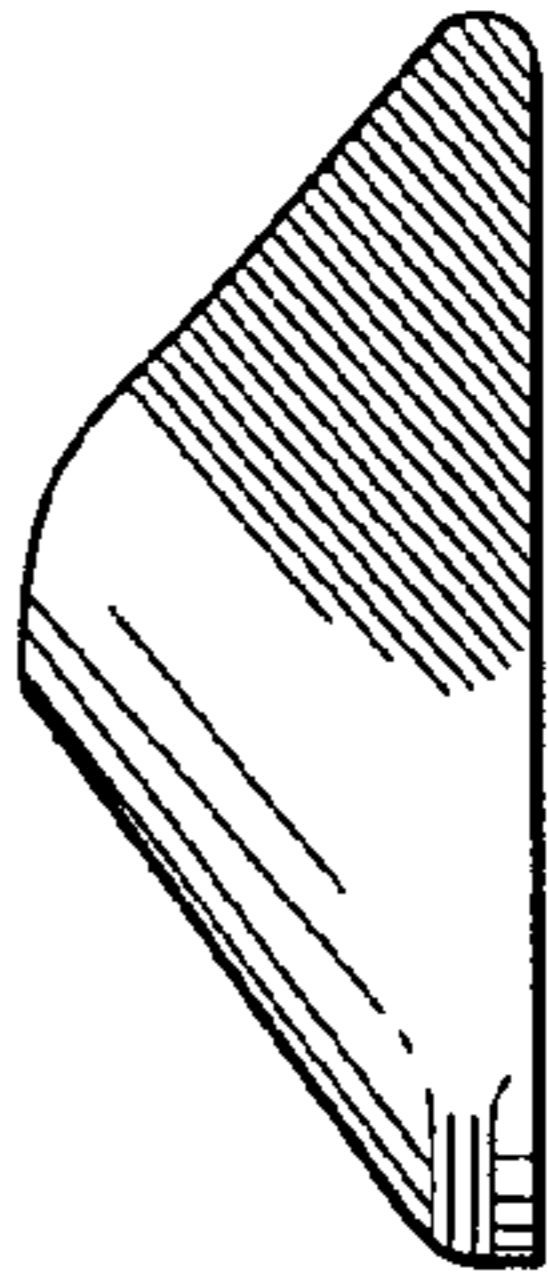


Fig. 7.