



US00D563853S

(12) **United States Design Patent**
Rosen et al.

(10) **Patent No.:** **US D563,853 S**
(45) **Date of Patent:** **** Mar. 11, 2008**

(54) **TRUCK QUARTER FENDER**

(75) Inventors: **David B. Rosen**, Flower Mound, TX (US); **Aaron M. Elliott**, Denton, TX (US); **Bryan W. Delashaw**, Frisco, TX (US); **Scott M. Conway**, Flower Mound, TX (US); **Phillip J. Hall**, Denton, TX (US)

(73) Assignee: **PACCAR Inc**, Bellevue, WA (US)

(**) Term: **14 Years**

(21) Appl. No.: **29/278,169**

(22) Filed: **Mar. 21, 2007**

(51) **LOC (8) Cl.** **12-16**

(52) **U.S. Cl.** **D12/184; D12/173**

(58) **Field of Classification Search** **D12/173, D12/96, 97, 184; 180/69.2, 89.12, 89.13, 180/89.67, 89.7; 296/184.1**

See application file for complete search history.

(56) **References Cited**

U.S. PATENT DOCUMENTS

D291,872 S 9/1987 Simons

(Continued)

OTHER PUBLICATIONS

Kenworth Truck Company W900 brochure, Kirkland, Wash., 2005.

(Continued)

Primary Examiner—Melody N. Brown

(74) *Attorney, Agent, or Firm*—Christensen O'Connor Johnson Kindness PLLC

(57) **CLAIM**

The ornamental design for a truck quarter fenders, as shown and described.

DESCRIPTION

FIG. 1 is a front perspective view of a truck quarter fender showing our new design;

FIG. 2 is a top plan view of the truck quarter fender of FIG. 1;

FIG. 3 is a bottom plan view of the truck quarter fender of FIG. 1;

FIG. 4 is a rear elevational view of the truck quarter fender of FIG. 1;

FIG. 5 is a front elevational view of the truck quarter fender of FIG. 1;

FIG. 6 is a left side elevational view of the truck quarter fender of FIG. 1;

FIG. 7 is a right side elevational view of the truck quarter fender of FIG. 1;

FIG. 8 is a front perspective view of the truck quarter fender showing a second embodiment of our new design;

FIG. 9 is a top plan view of the truck quarter fender of FIG. 8;

FIG. 10 is a bottom plan view of the truck quarter fender of FIG. 8;

FIG. 11 is a rear elevational view of the truck quarter fender of FIG. 8;

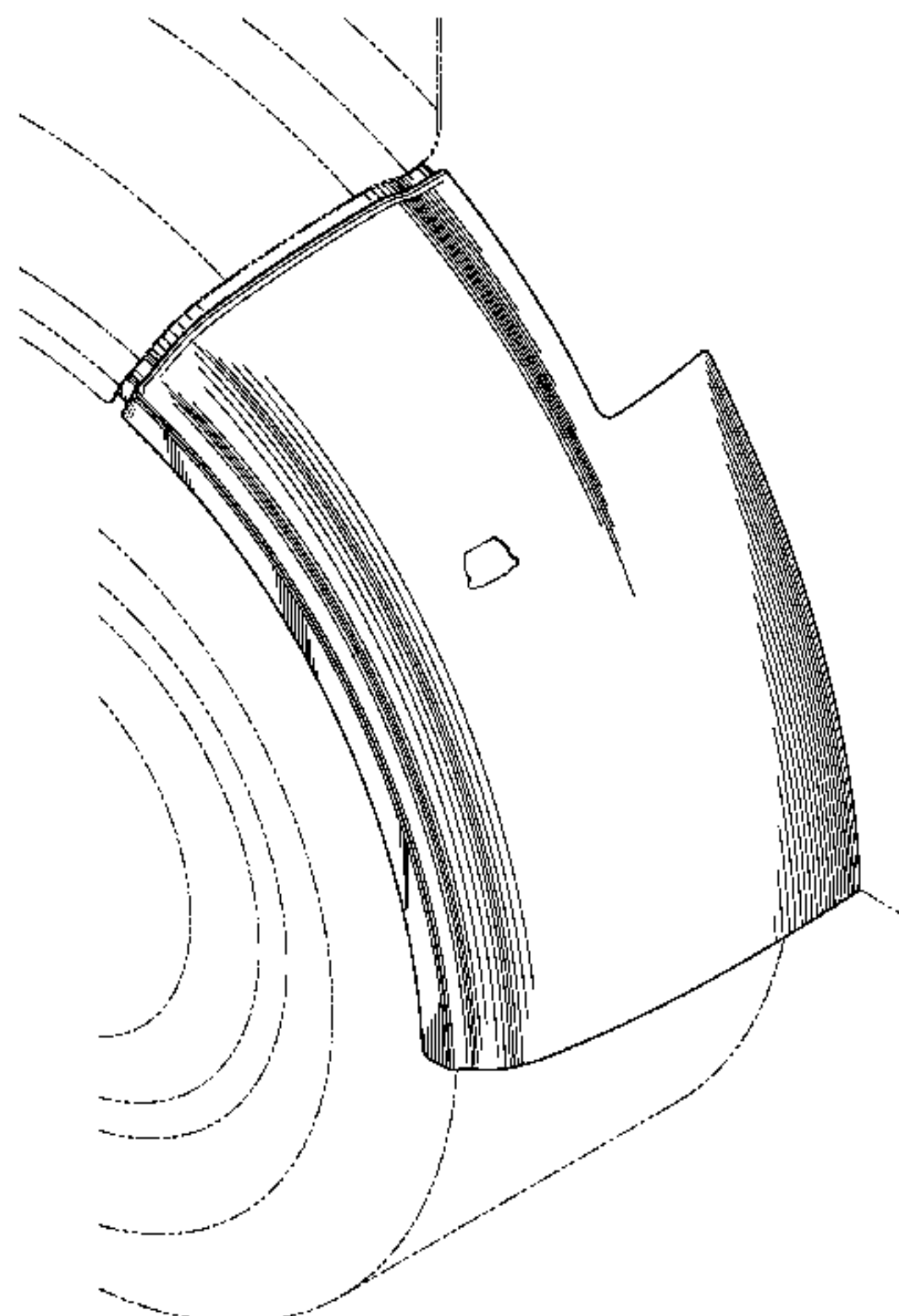
FIG. 12 is a front elevational view of the truck quarter fender of FIG. 8;

FIG. 13 is a left side elevational view of the truck quarter fender of FIG. 8; and,

FIG. 14 is a right side elevational view of the truck quarter fender of FIG. 8.

The broken lines in the drawings form no part of the claimed design.

1 Claim, 10 Drawing Sheets



US D563,853 S

Page 2

U.S. PATENT DOCUMENTS

D291,982 S	9/1987	Simons	D478,300 S	8/2003	Chiang
D307,731 S	5/1990	Kerney	D482,993 S	12/2003	Conway
D308,032 S	5/1990	Kerney	D484,077 S	12/2003	Conway
D312,805 S	12/1990	Marlowe	D486,102 S	2/2004	Perfetti
D313,966 S	1/1991	Marlowe	D488,112 S	4/2004	Satou
D320,583 S	10/1991	Simons	D490,749 S	6/2004	Satou
D329,214 S	9/1992	Marlowe	D492,921 S	7/2004	Perfetti
D366,638 S	1/1996	Tucker	D494,900 S	8/2004	Satou
D366,640 S	1/1996	Tucker	D497,581 S	10/2004	Conway
D382,841 S	8/1997	Norwood	D502,901 S	3/2005	Delashaw
D382,844 S	8/1997	Norwood	D502,904 S	3/2005	Delashaw
D384,019 S	9/1997	Meryman	D504,642 S	5/2005	Perfetti
D395,860 S	7/1998	Meryman	D511,727 S	11/2005	Shaw
D401,198 S	11/1998	Mueller	D512,666 S	12/2005	Chiang
D403,636 S	1/1999	Meryman	D514,483 S	2/2006	Chiang
D411,140 S	6/1999	Meryman	D518,761 S	4/2006	Chiang
D411,494 S	6/1999	Meryman	D522,426 S	6/2006	Beigel
D412,689 S	8/1999	Onopa	D522,945 S	6/2006	Beigel
D422,251 S	4/2000	Bader	D524,204 S *	7/2006	Beigel D12/184
D423,990 S	5/2000	Meryman	D540,727 S *	4/2007	Elliott et al. D12/196
D424,489 S	5/2000	Damon	D545,255 S *	6/2007	Angelo et al. D12/173
D425,450 S	5/2000	Barraclough			
D431,806 S	10/2000	Damon			
D433,980 S	11/2000	Conway			
D433,981 S	11/2000	Davis			
D434,347 S	11/2000	Damon			
D434,358 S	11/2000	Conway			
D435,816 S	1/2001	Delashaw			
D436,563 S	1/2001	Delashaw			
D436,894 S	1/2001	Barraclough			
D437,258 S	2/2001	Meryman			
D437,570 S	2/2001	Meryman			
D443,853 S	6/2001	Barraclough			
D446,175 S	8/2001	Hoyle, Jr.			
D450,277 S	11/2001	Onopa			
D455,381 S	4/2002	Maher			
D460,023 S	7/2002	Beigel			
D465,749 S	11/2002	Beigel			
D466,450 S	12/2002	Maher			
D475,657 S	6/2003	Wong			

OTHER PUBLICATIONS

Kenworth Truck Company W900 brochure, Kirkland, Wash., 2002.
Kenworth Truck Company W900 brochure, Kirkland, Wash., 1996.
Kenworth Truck Company T2000 brochure, Kirkland, Wash., 2005.
Kenworth Truck Company T2000 brochure, Kirkland, Wash., 2002.
Kenworth Truck Company T800 brochure, Kirkland, Wash., 2005.
Kenworth Truck Company T800 brochure, Kirkland, Wash., 2003.
Kenworth Truck Company T800 brochure, Kirkland, Wash., 2002.
Kenworth Truck Company T600 brochure, Kirkland, Wash., 2005.
Kenworth Truck Company T600 brochure, Kirkland, Wash., 2002.
Kenworth Truck Company T600 brochure, Kirkland, Wash., 1996.
Kenworth Truck Company T300 brochure, Kirkland, Wash., 2005.
Kenworth Truck Company T300 brochure, Kirkland, Wash., 2001.
Peterbilt Motors Company, Models brochure, Denton, Texas, 1997.
Peterbilt Motors Company, 357 brochure, Denton, Texas, 1999.
Peterbilt Motors Company, Construction Trucks brochure, Denton, Texas, 2003.
Peterbilt Motors Company, Models brochure, Denton, Texas, 2005.

* cited by examiner

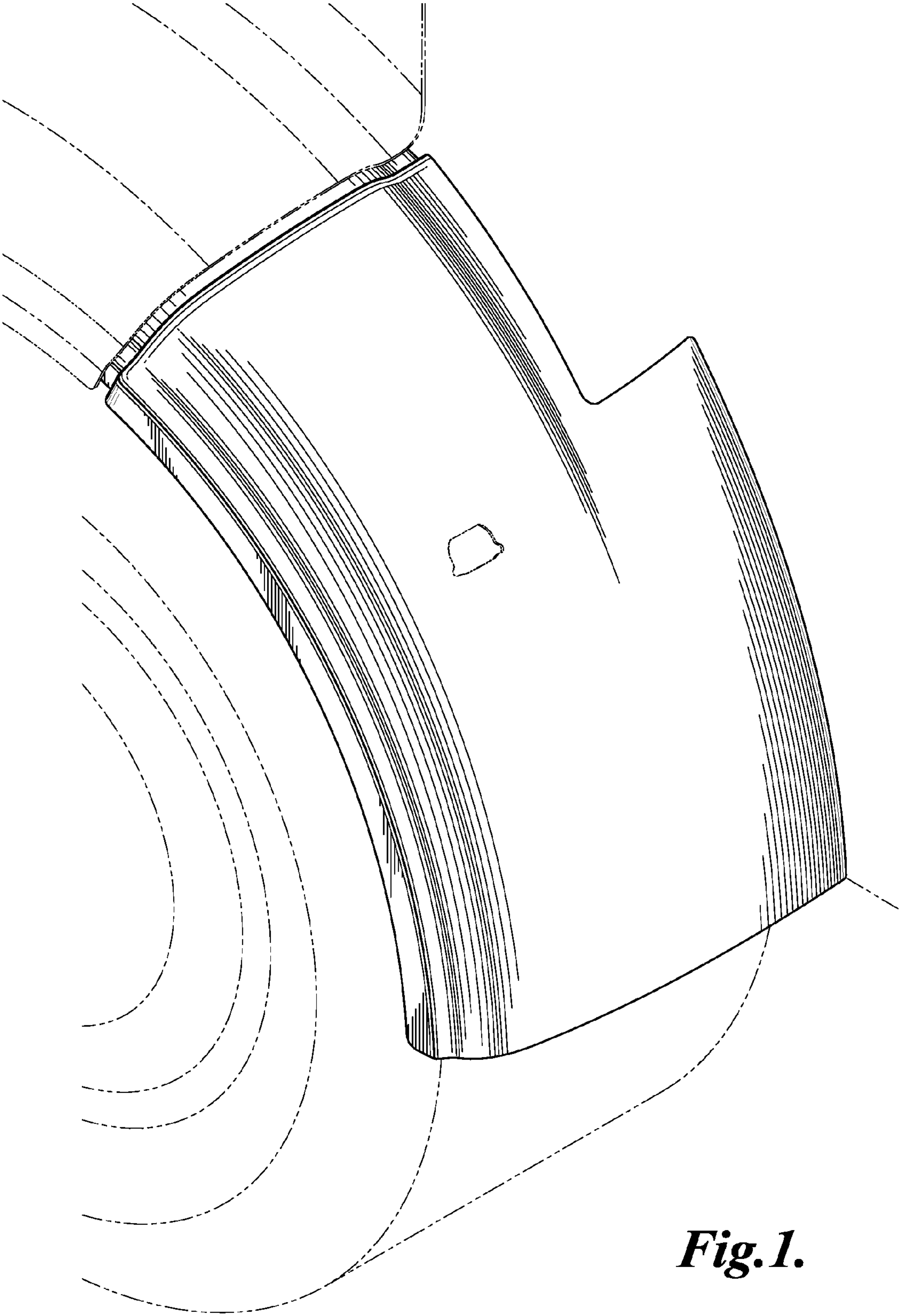


Fig. 1.

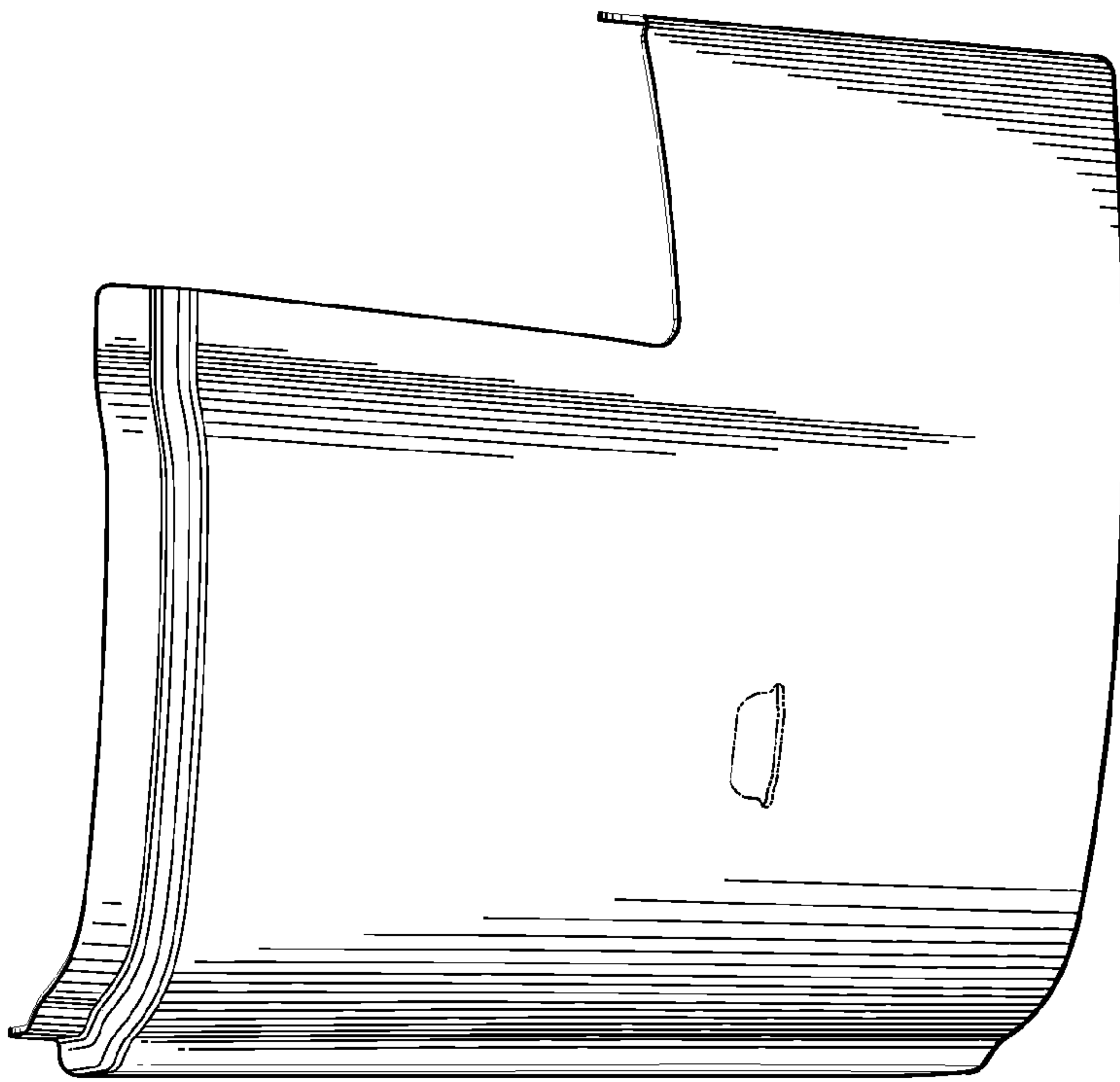


Fig. 2.

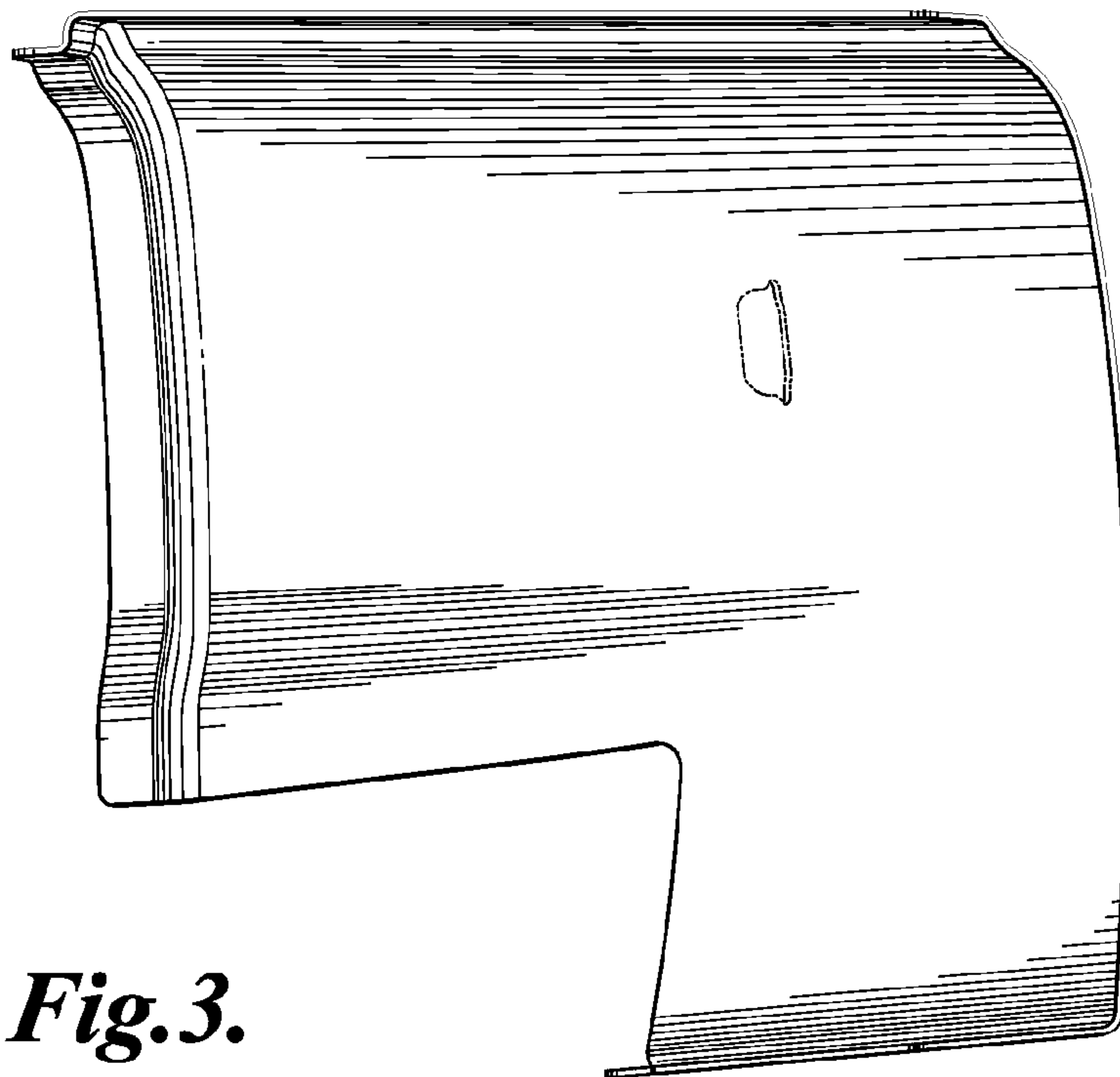


Fig. 3.

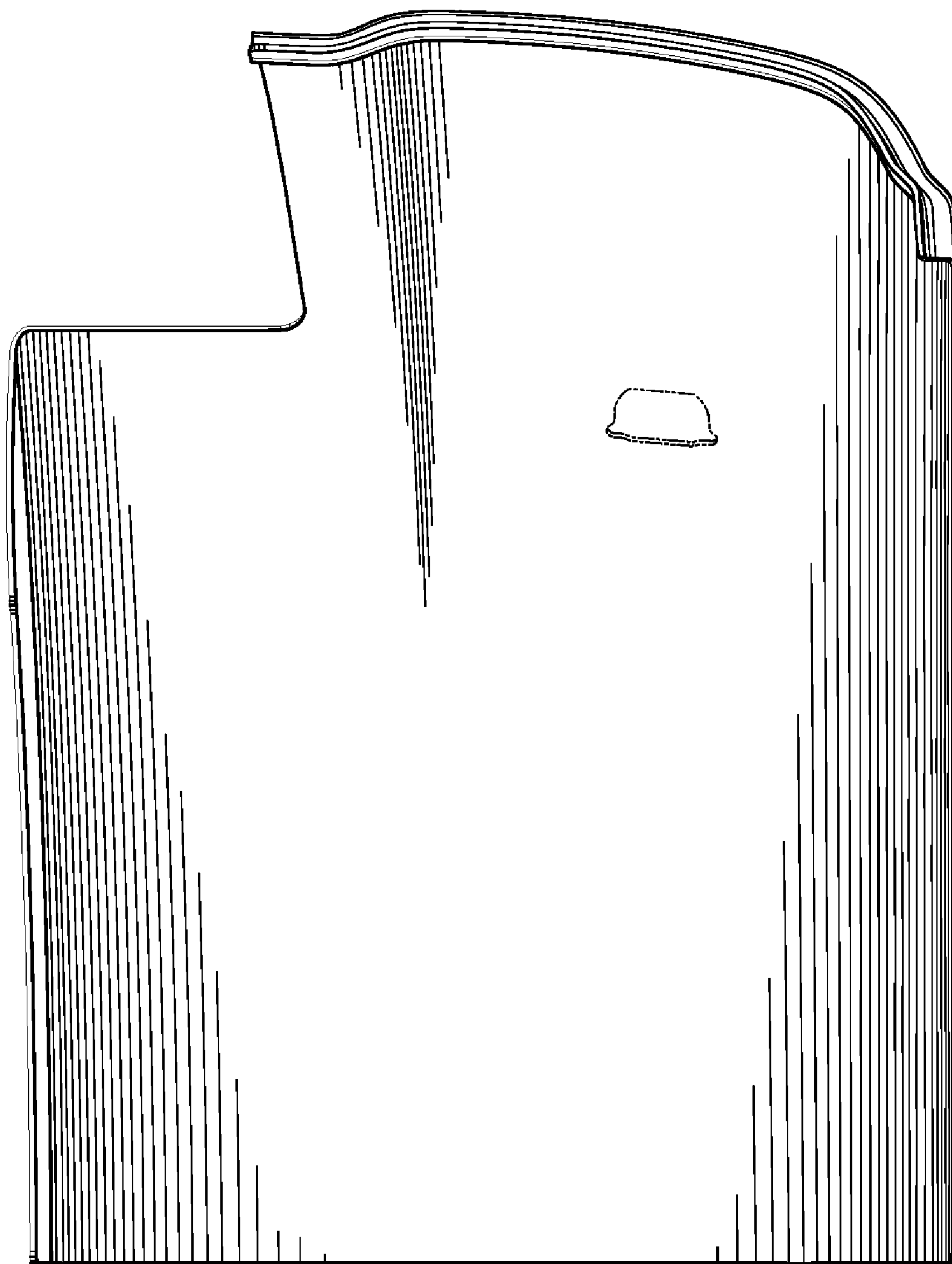


Fig. 4.

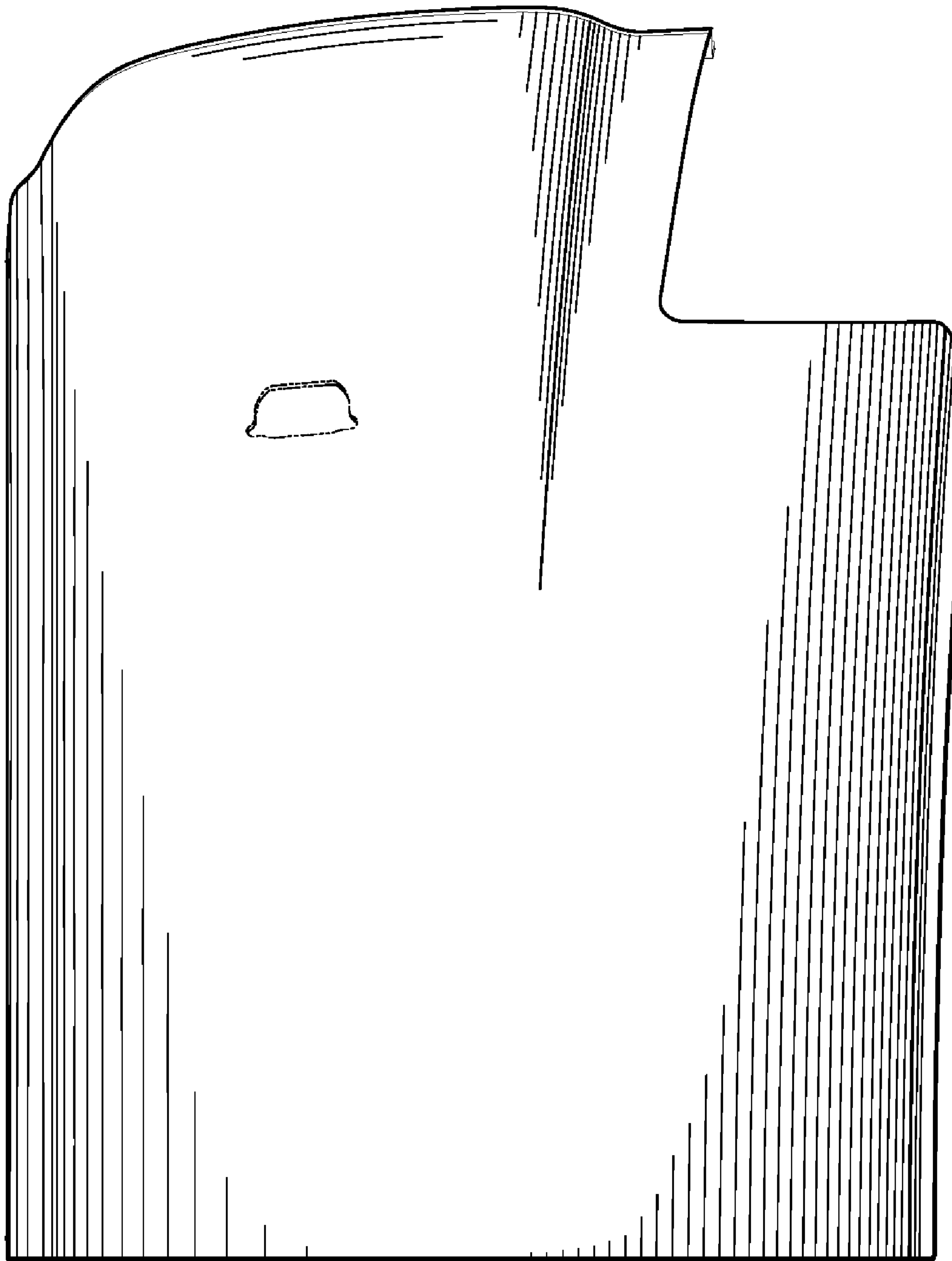


Fig. 5.

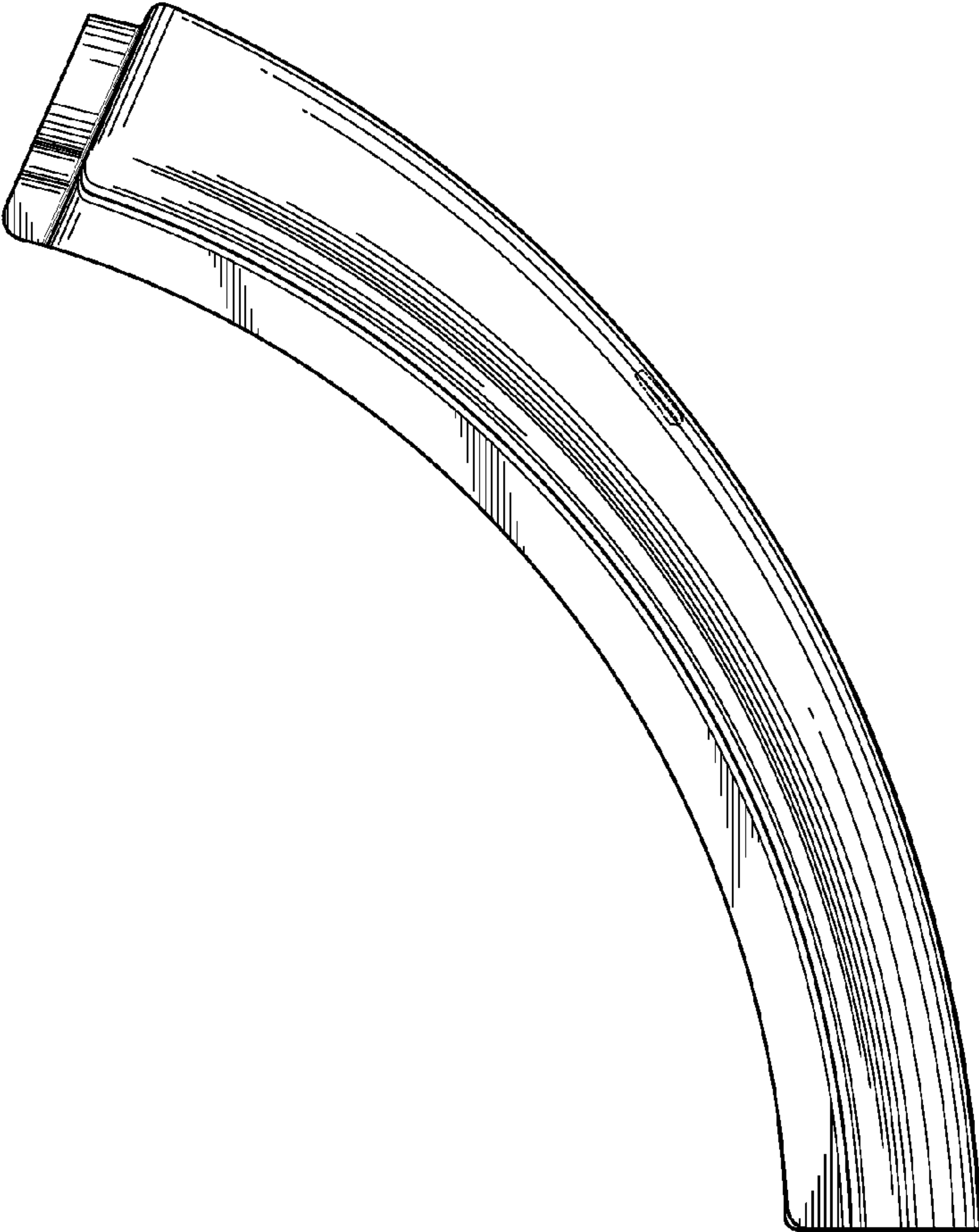


Fig. 6.




Fig. 7.

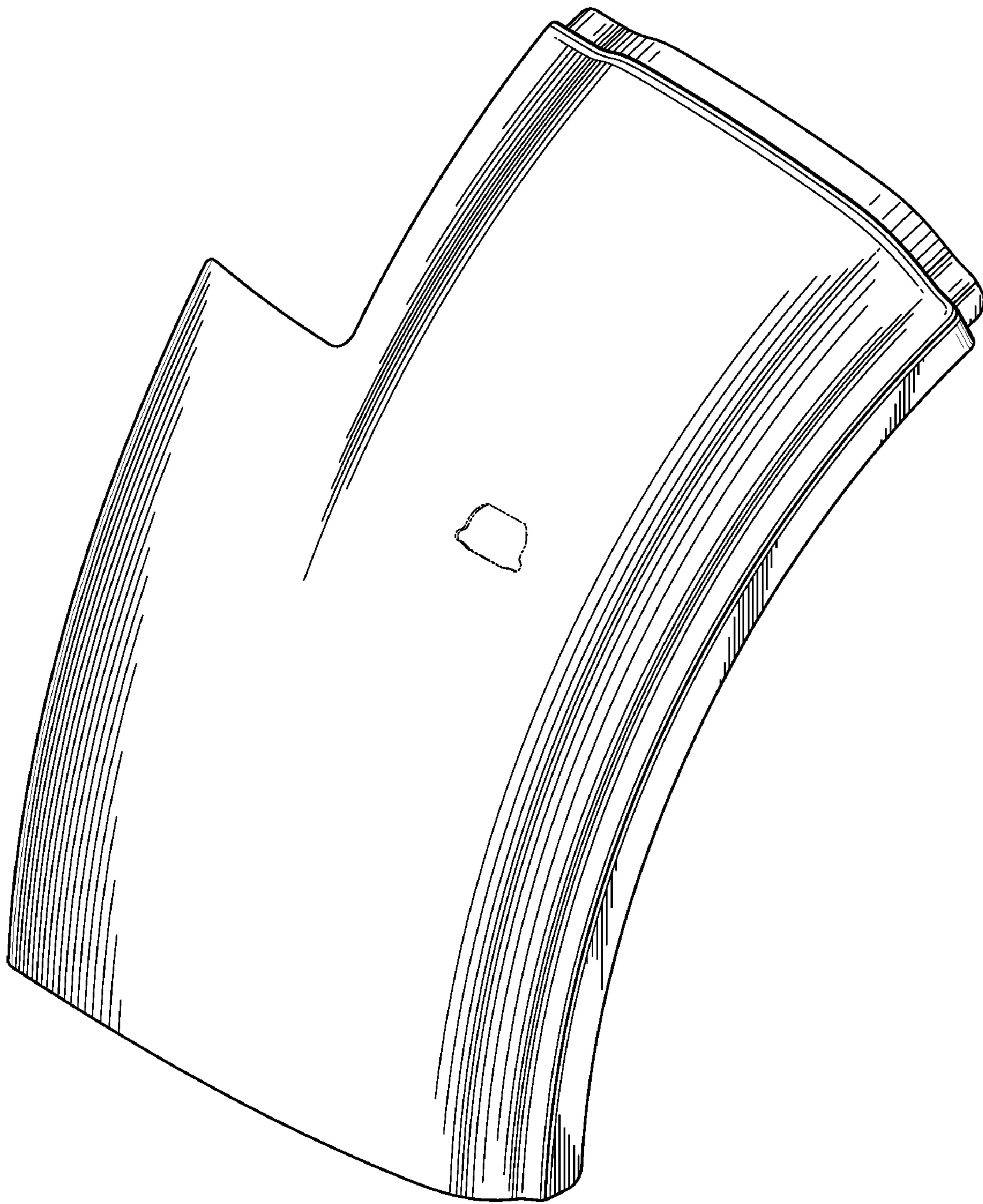


Fig. 8.

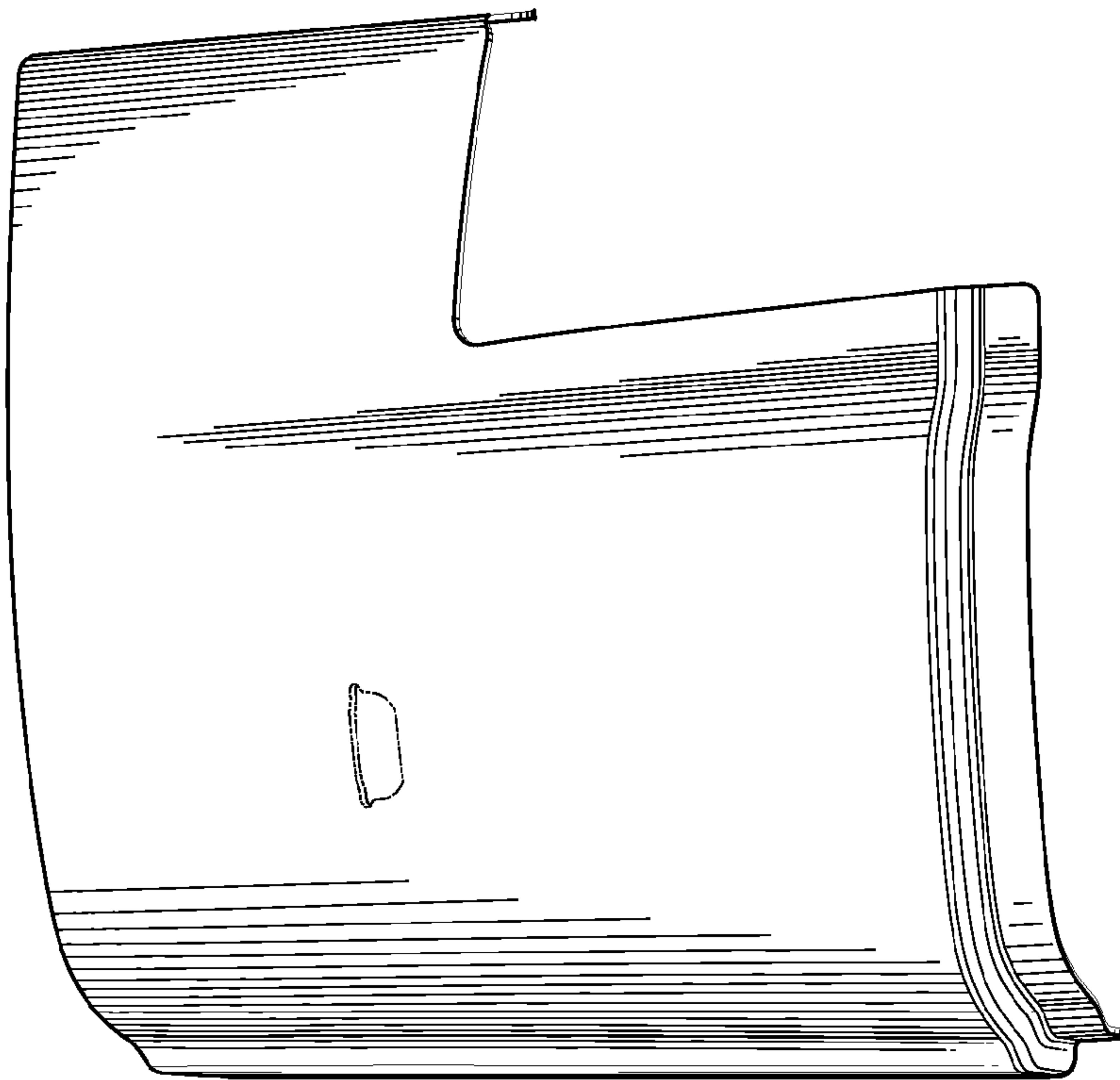


Fig. 9.

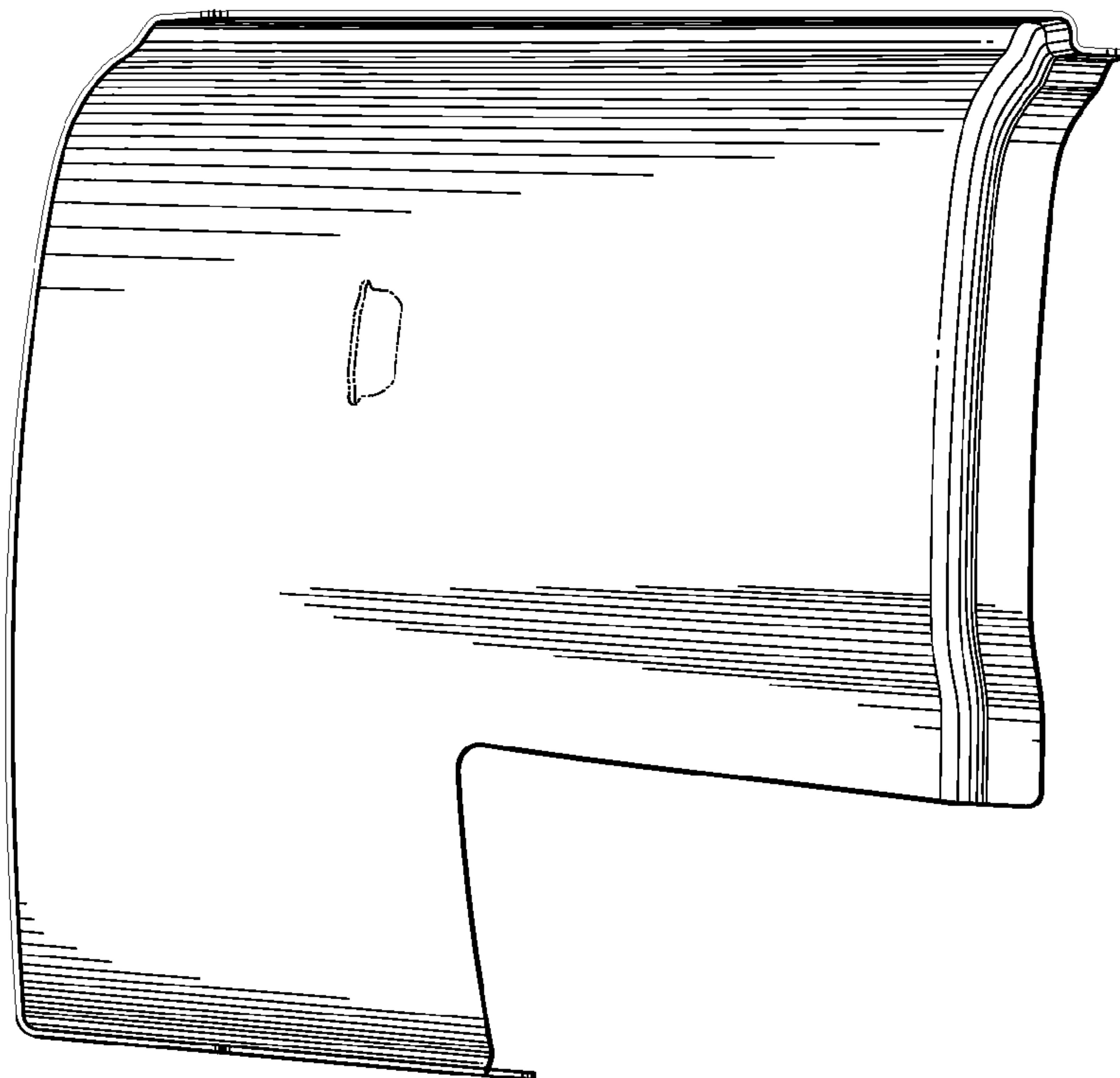


Fig. 10.

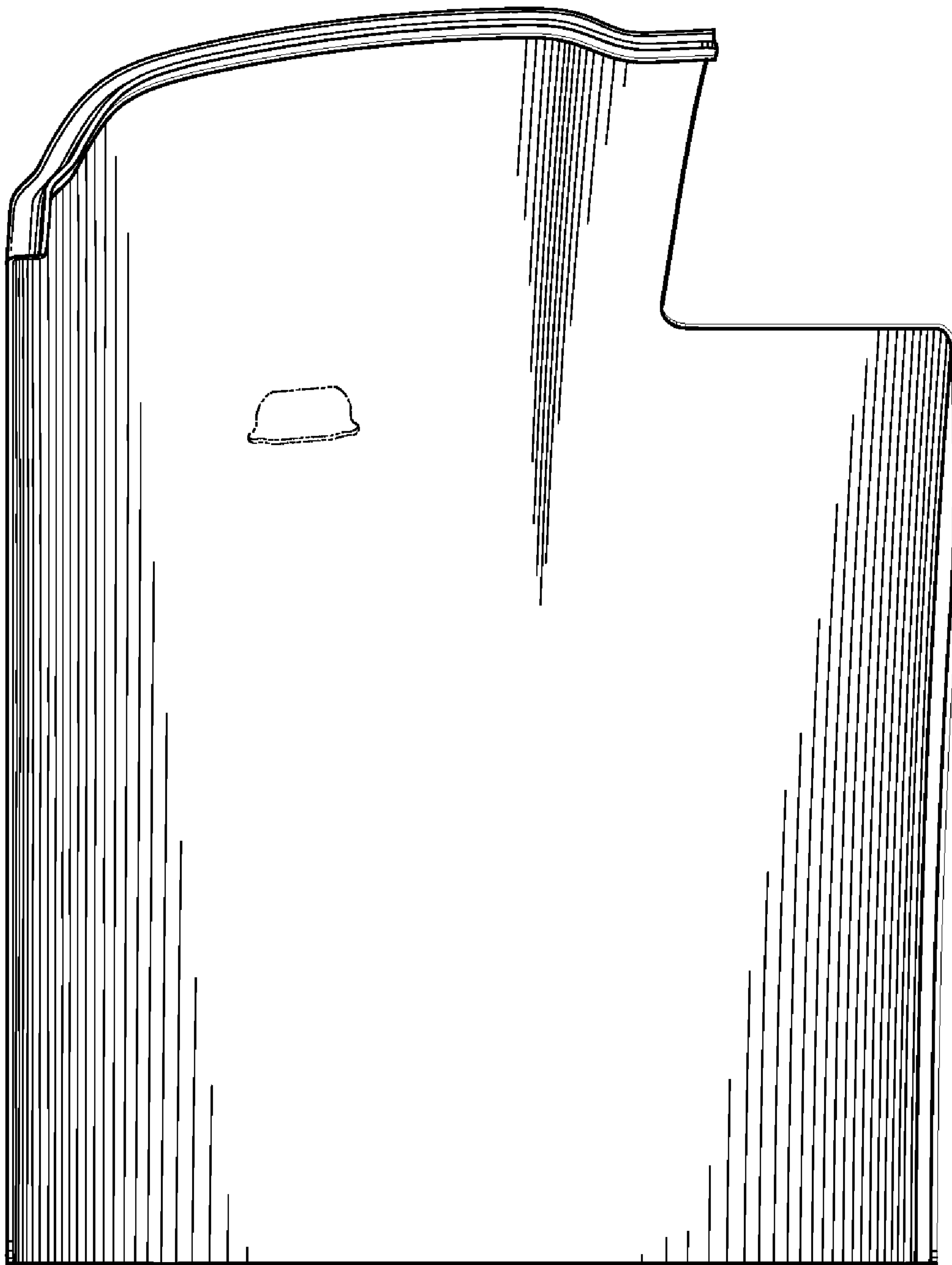


Fig. 11.

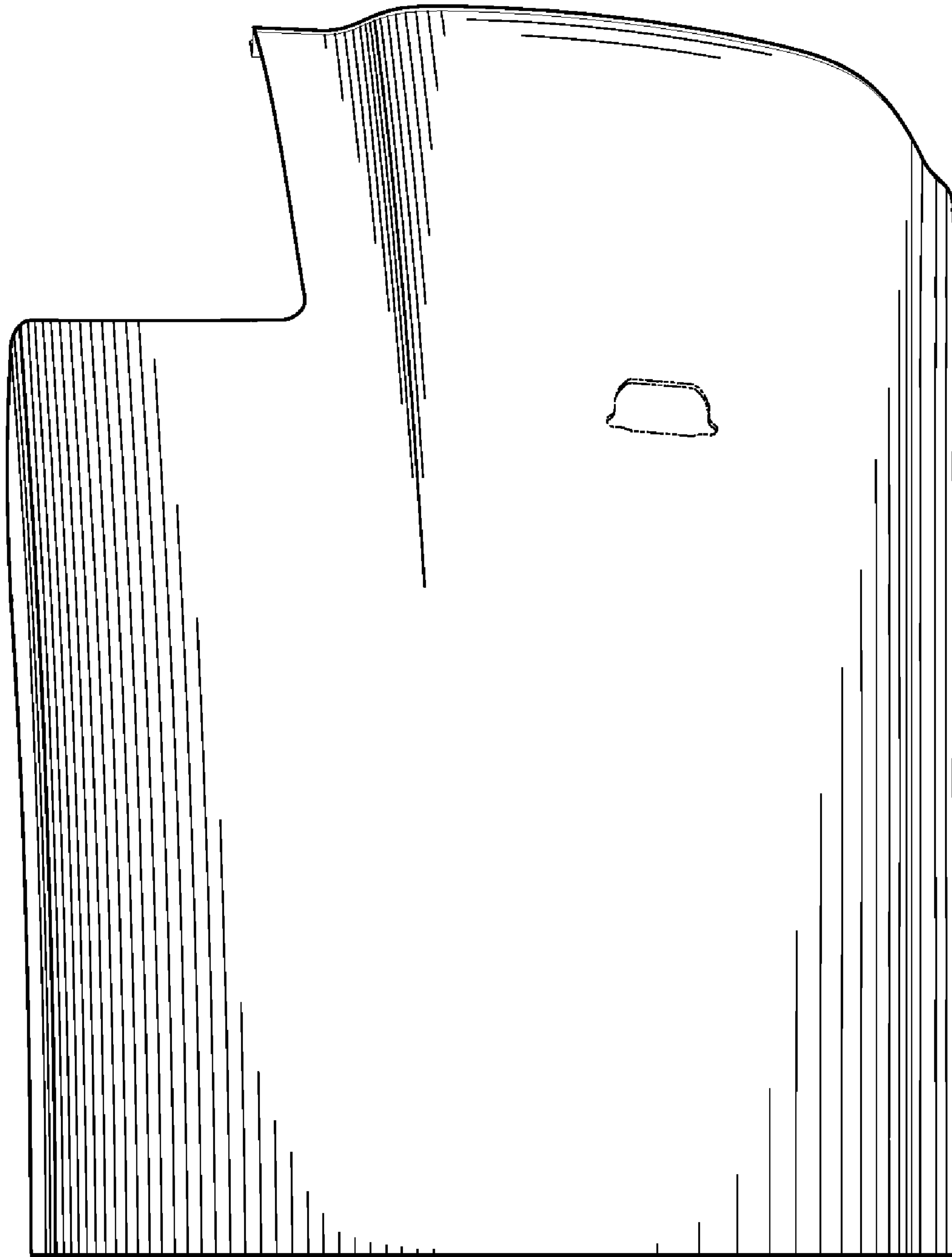


Fig. 12.




Fig.13.

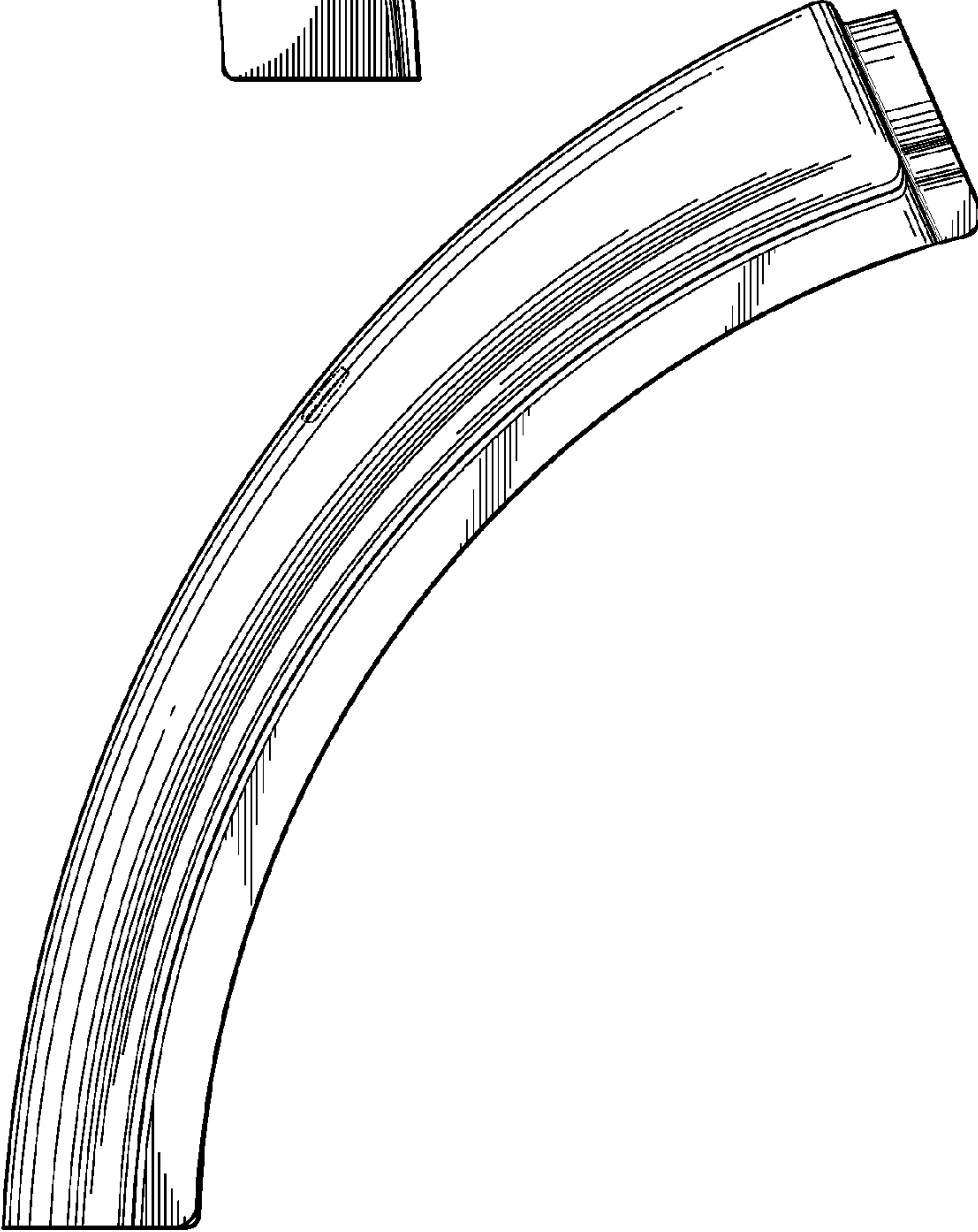


Fig.14.

UNITED STATES PATENT AND TRADEMARK OFFICE
CERTIFICATE OF CORRECTION

PATENT NO. : Des. 563,853 S
APPLICATION NO. : 29/278169
DATED : March 11, 2008
INVENTOR(S) : D. B. Rosen et al.

Page 1 of 1

It is certified that error appears in the above-identified patent and that said Letters Patent is hereby corrected as shown below:

<u>TITLE PAGE</u>	<u>LINE</u>	<u>ERROR</u>
(57) Pg. 1, Col. 2 (Claim)	1	“for a truck quarter fenders,” should read --for a truck quarter fender,--

Signed and Sealed this

Eleventh Day of August, 2009



David J. Kappos
Director of the United States Patent and Trademark Office