



US00D563842S

(12) **United States Design Patent**
Pfeiffer

(10) **Patent No.:** **US D563,842 S**

(45) **Date of Patent:** **** Mar. 11, 2008**

(54) **REAR BUMPER FOR A VEHICLE**

D545,734 S * 7/2007 Kono et al. D12/169

(75) Inventor: **Peter Pfeiffer**, Boeblingen (DE)

* cited by examiner

(73) Assignee: **DaimlerChrysler AG**, Stuttgart (DE)

Primary Examiner—Melody N. Brown

(74) *Attorney, Agent, or Firm*—Crowell & Moring LLP

(**) Term: **14 Years**

(21) Appl. No.: **29/271,920**

(22) Filed: **Jan. 30, 2007**

(30) **Foreign Application Priority Data**

Jul. 31, 2006 (DE) 4 06 03 970

(51) **LOC (8) Cl.** **12-16**

(52) **U.S. Cl.** **D12/169**

(58) **Field of Classification Search** D12/90–92,
D12/86, 169, 196, 163; 296/193.1, 181.1;
293/102, 113, 115, 117, 120

See application file for complete search history.

(56) **References Cited**

U.S. PATENT DOCUMENTS

D503,134 S * 3/2005 Pfeiffer et al. D12/169

D516,969 S * 3/2006 Honda et al. D12/169

D532,346 S * 11/2006 Tachibana D12/169

D533,816 S * 12/2006 Golden et al. D12/169

D533,818 S * 12/2006 Kitazumi et al. D12/169

(57) **CLAIM**

The ornamental design for a rear bumper for a vehicle, as shown and described.

DESCRIPTION

This application is related to the following co-pending application, of the inventor, filed on even date herewith: Application Ser. No. 29/271,921, entitled “Vehicle, Toy, and/or Other Replicas”.

FIG. 1 is a left perspective view of a rear bumper for a vehicle according to my novel design, the right perspective view being mirror symmetrical;

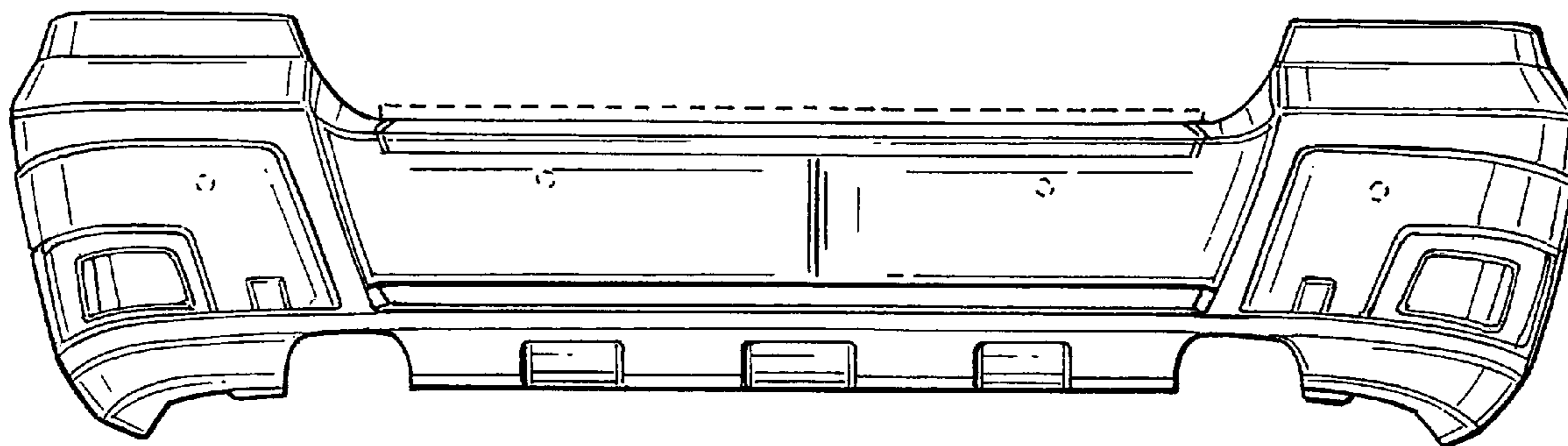
FIG. 2 is a front view thereof;

FIG. 3 is a bottom view thereof; and,

FIG. 4 is a left side view thereof, the right side view being mirror symmetrical.

The broken lines are for illustrative purposes only and form no part of the claimed design.

1 Claim, 2 Drawing Sheets






FIG. 1

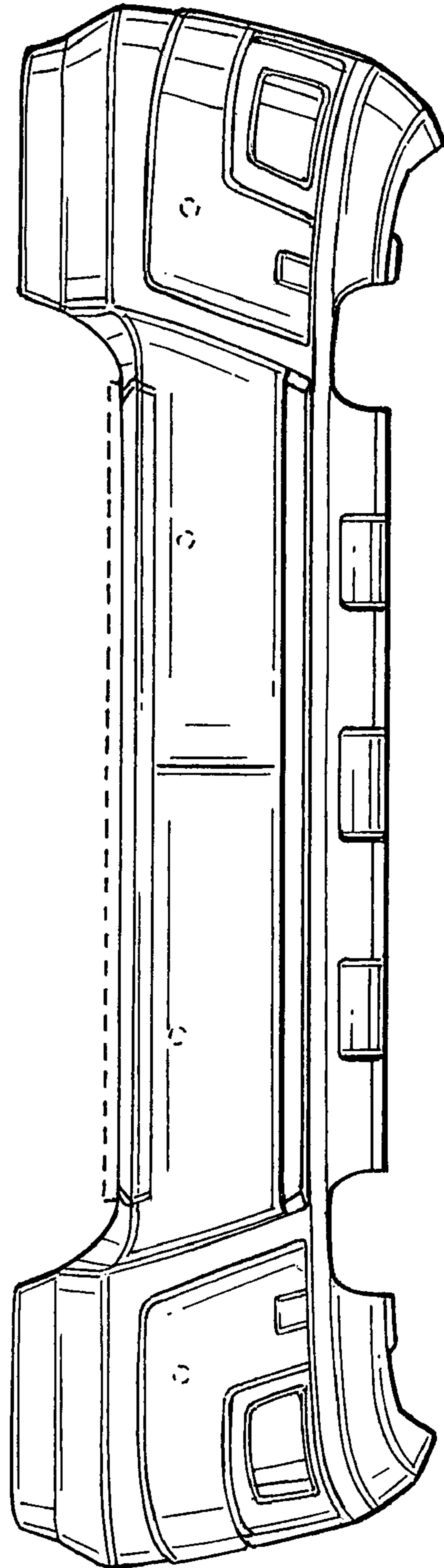


FIG. 2

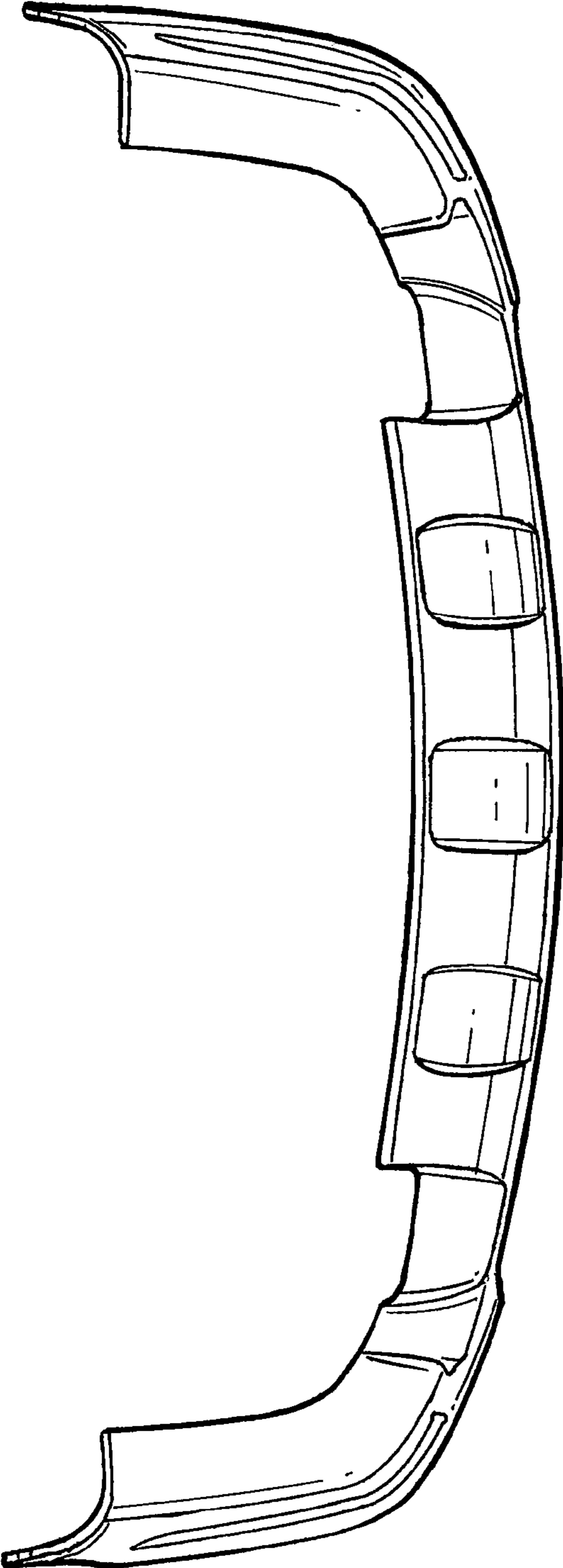


FIG. 3

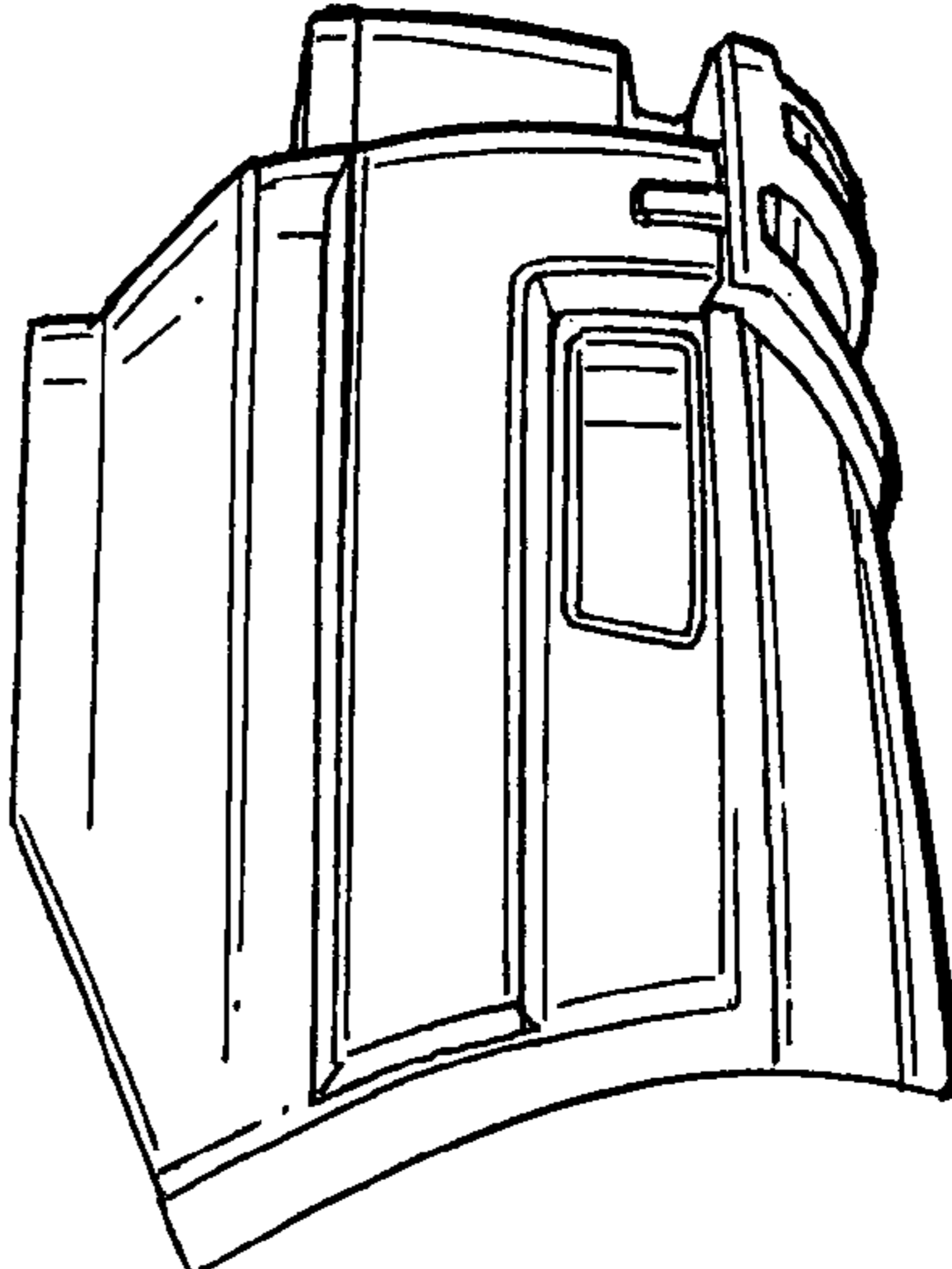


FIG. 4