



US00D563833S

(12) **United States Design Patent**
Suga et al.

(10) **Patent No.:** **US D563,833 S**
(45) **Date of Patent:** **** Mar. 11, 2008**

(54) **MOTOR VEHICLE AND/OR TOY REPLICA THEREOF**

D538,711 S * 3/2007 Sawai et al. D12/91

OTHER PUBLICATIONS

(75) Inventors: **Koichi Suga**, Toyota (JP); **Samuel Guinefoleau**, Courbevoie (FR)

Nissan, Tiida, Brochure of TIIDA, Apr. 2005, Nissan Motor Co. Ltd.

(73) Assignee: **Toyota Jidosha Kabushiki Kaisha** (JP)

Toyota, Vitz, Brochure of VITZ, Apr. 2005, Toyota Jidosha Kabushiki Kaisha.

(**) Term: **14 Years**

Toyota, Corolla Runx, Brochure of Corolla Runx, Apr. 2005, Toyota Jidosha Kabushiki Kaisha.

(21) Appl. No.: **29/273,895**

* cited by examiner

(22) Filed: **Mar. 15, 2007**

Primary Examiner—Melody N. Brown

(30) **Foreign Application Priority Data**

(74) *Attorney, Agent, or Firm*—SAIDMAN DesignLaw Group

Sep. 27, 2006 (JP) 2006-025863

(57) **CLAIM**

(51) **LOC (8) Cl.** **12-08**

The ornamental design for a motor vehicle and/or toy replica thereof, as shown and described.

(52) **U.S. Cl.** **D12/91**

(58) **Field of Classification Search** D12/90-92,
D12/86; 296/181.1, 181.5

DESCRIPTION

See application file for complete search history.

FIG. 1 is a front perspective view of a motor vehicle and/or toy replica thereof showing our new design;

(56) **References Cited**

FIG. 2 is a rear perspective view thereof;

U.S. PATENT DOCUMENTS

FIG. 3 is a right-side view thereof;

D476,269 S * 6/2003 Suzuki et al. D12/91

FIG. 4 is a left-side view thereof;

D479,491 S * 9/2003 Kato et al. D12/91

FIG. 5 is a top view thereof;

D526,934 S * 8/2006 Fujiwara et al. D12/90

FIG. 6 is a front view thereof; and,

D528,469 S * 9/2006 Yakushi et al. D12/90

FIG. 7 is a rear view thereof.

D534,835 S * 1/2007 Otsubo et al. D12/91

D534,837 S * 1/2007 Okumoto D12/92

D537,384 S * 2/2007 Arai D12/91

1 Claim, 3 Drawing Sheets





FIG. 1




FIG. 2




FIG. 3




FIG. 4




FIG. 5



FIG. 6



FIG. 7