



US00D563831S

(12) **United States Design Patent**
Suge et al.

(10) **Patent No.:** **US D563,831 S**
(45) **Date of Patent:** **** Mar. 11, 2008**

(54) **SURFACE CONFIGURATION OF A VEHICLE BODY, TOY, AND/OR REPLICA**

(75) Inventors: **Yasutaka Suge**, Itabashi-ku (JP);
Kosuke Wakao, Tama (JP)

(73) Assignee: **Ishikawajima-Harima Heavy Industries Co., Ltd.**, Tokyo (JP)

(**) Term: **14 Years**

(21) Appl. No.: **29/276,636**

(22) Filed: **Jan. 31, 2007**

(51) **LOC (8) Cl.** **12-08**

(52) **U.S. Cl.** **D12/84; D12/86**

(58) **Field of Classification Search** D12/90-92,
D12/86, 84; 296/181.1, 181.5
See application file for complete search history.

(56) **References Cited**

U.S. PATENT DOCUMENTS

D302,256 S *	7/1989	Manning	D12/84
D302,802 S *	8/1989	Manning	D12/84
D481,972 S *	11/2003	Adelizzi et al.	D12/84
D537,755 S *	3/2007	Toth	D12/84

OTHER PUBLICATIONS

“Kansai International Airport Wing-Shuttle, Osaka, Japan”, IHI, 2006.
“Chienkai-Shek International Airport Skytrain, Taiwan, Republic of China”, IHI, 2006.

“Tokyo Waterfront New Transit Yurikamome, Tokyo Japan”, IHI, 2006.

“Successful Progress of Hong Kong International Airport”, IHI, 2006.

* cited by examiner

Primary Examiner—Melody N. Brown

(74) *Attorney, Agent, or Firm*—Oblon, Spivak, McClelland, Maier & Neustadt, P.C.

(57) **CLAIM**

The ornamental design for a surface configuration of a vehicle body, toy, and/or replica, as shown and described.

DESCRIPTION

FIG. 1 is a perspective view of a surface configuration of a vehicle body, toy, and/or replica;

FIG. 2 is a front view thereof, a rear view being a mirror image of a front view;

FIG. 3 is a top plan view thereof;

FIG. 4 is a bottom plan view thereof; and,

FIG. 5 is a left side view thereof, a right side view being a mirror image of a left side view.

The broken line showing on the drawing disclosure is for illustrative purposes only and forms no part of the claimed design.

1 Claim, 2 Drawing Sheets




Fig.1




Fig.2

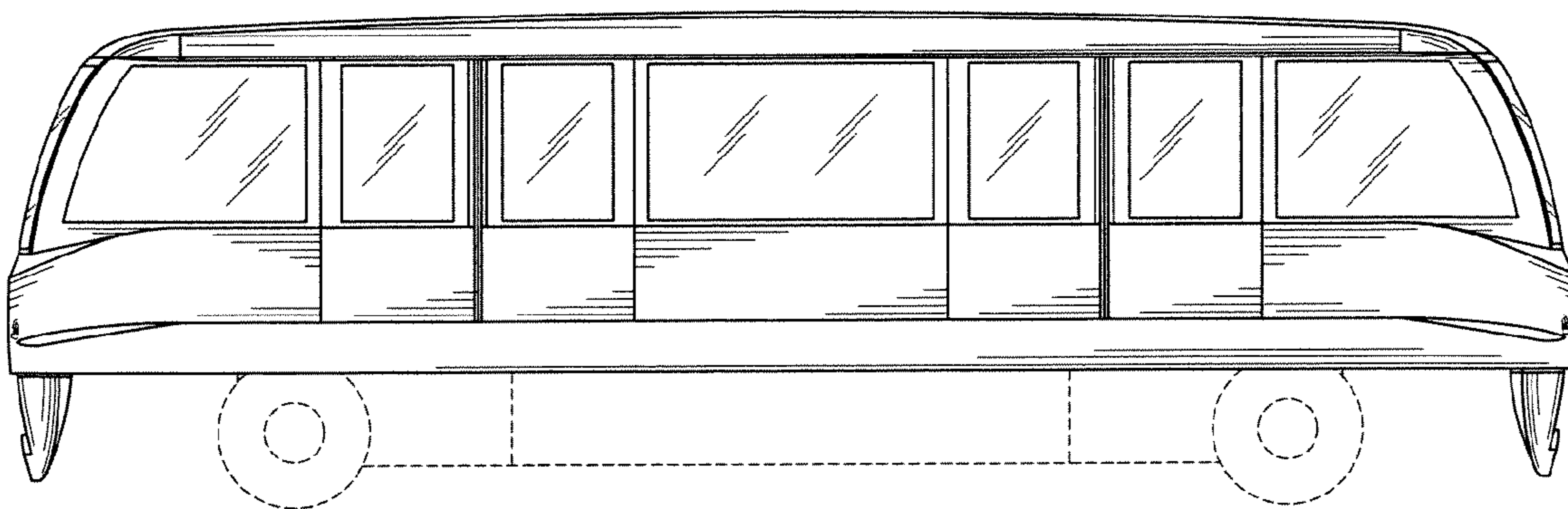


Fig.3



Fig.4




Fig.5

