

US00D563829S

(12) **United States Design Patent**
Lobel

(10) **Patent No.:** **US D563,829 S**
(45) **Date of Patent:** **** Mar. 11, 2008**

(54) **PULL TAB FOR A SLIDE FASTENER**

(75) Inventor: **Michelle Gut Lobel**, New York City,
NY (US)

(73) Assignee: **Ideal Fastener Corporation**, Oxford,
NC (US)

(**) Term: **14 Years**

(21) Appl. No.: **29/273,562**

(22) Filed: **Mar. 8, 2007**

(51) **LOC (8) Cl.** **02-07**

(52) **U.S. Cl.** **D11/221**

(58) **Field of Classification Search** D11/200,
D11/201, 221; 24/415–417, 419, 421, 427–431,
24/381–382, 385, 387, 433; 384/64
See application file for complete search history.

(56) **References Cited**

U.S. PATENT DOCUMENTS

1,734,165 A * 11/1929 French 139/384 B
2,032,438 A * 3/1936 Riecken 24/430
2,978,772 A * 4/1961 Brown 24/425
5,031,286 A * 7/1991 Kedzierski 24/421
D366,012 S * 1/1996 Aoki D11/221

D437,805 S * 2/2001 Yoneoka D11/221

* cited by examiner

Primary Examiner—Ralf Seifert

(74) *Attorney, Agent, or Firm*—Tillman Wright PLLC; Neal
B. Wolgin

(57) **CLAIM**

I claim the ornamental design for a pull tab for a slide
fastener slider, as shown and described herein.

DESCRIPTION

FIG. 1 is a front view illustrating a pull tab for a slide
fastener;

FIG. 2 is a bottom view of the pull tab;

FIG. 3 is a top view of the pull tab;

FIG. 4 is a left side view of the pull tab;

FIG. 5 is a right side view of the pull tab;

FIG. 6 is a section view of the pull tab taken along the line
6—6 of FIG. 1; and,

FIG. 7 is a front view, the broken line showing of a slide
faster is for illustrative purposes only and forms no part of
the claimed design.

1 Claim, 2 Drawing Sheets

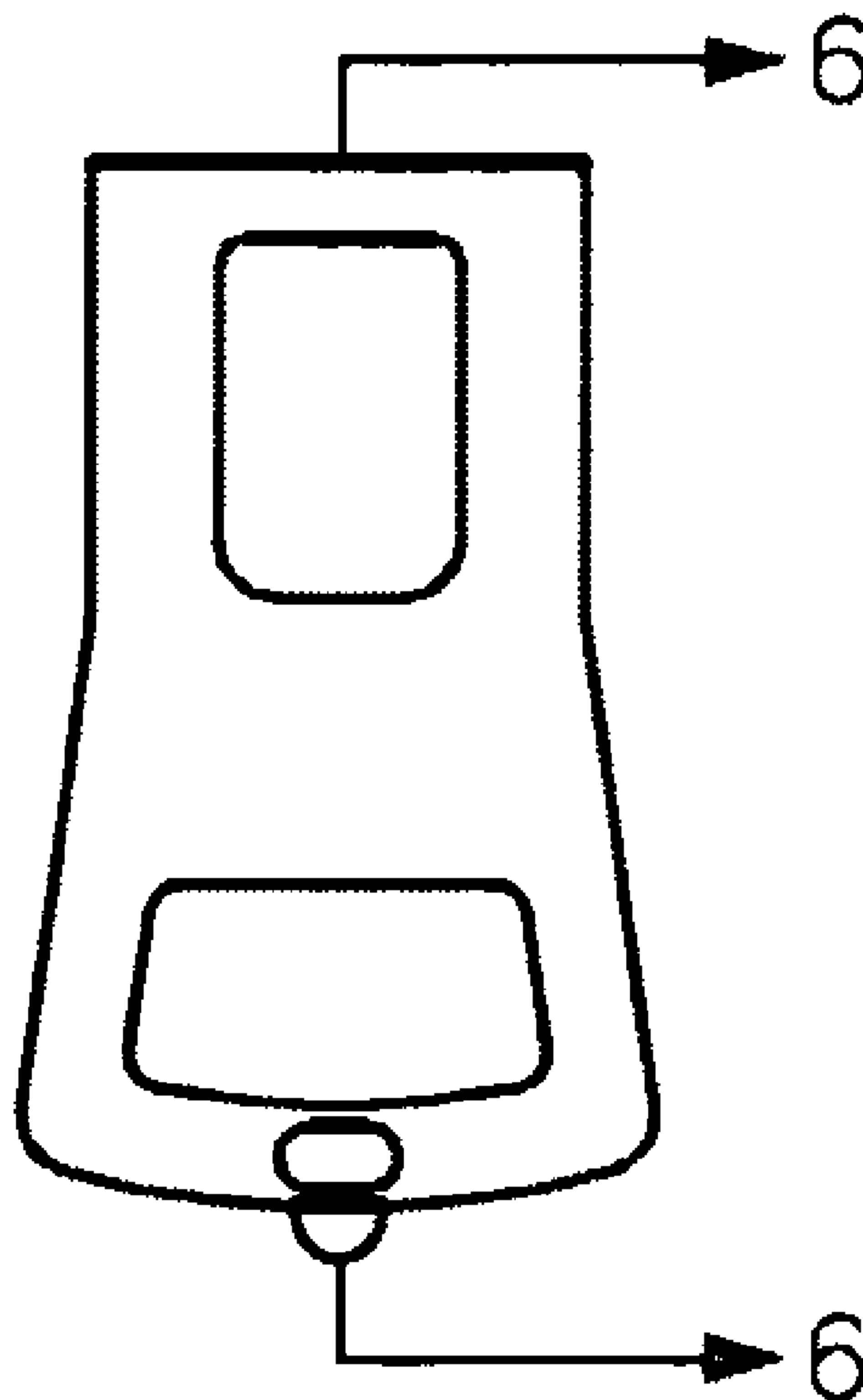




Fig. 3

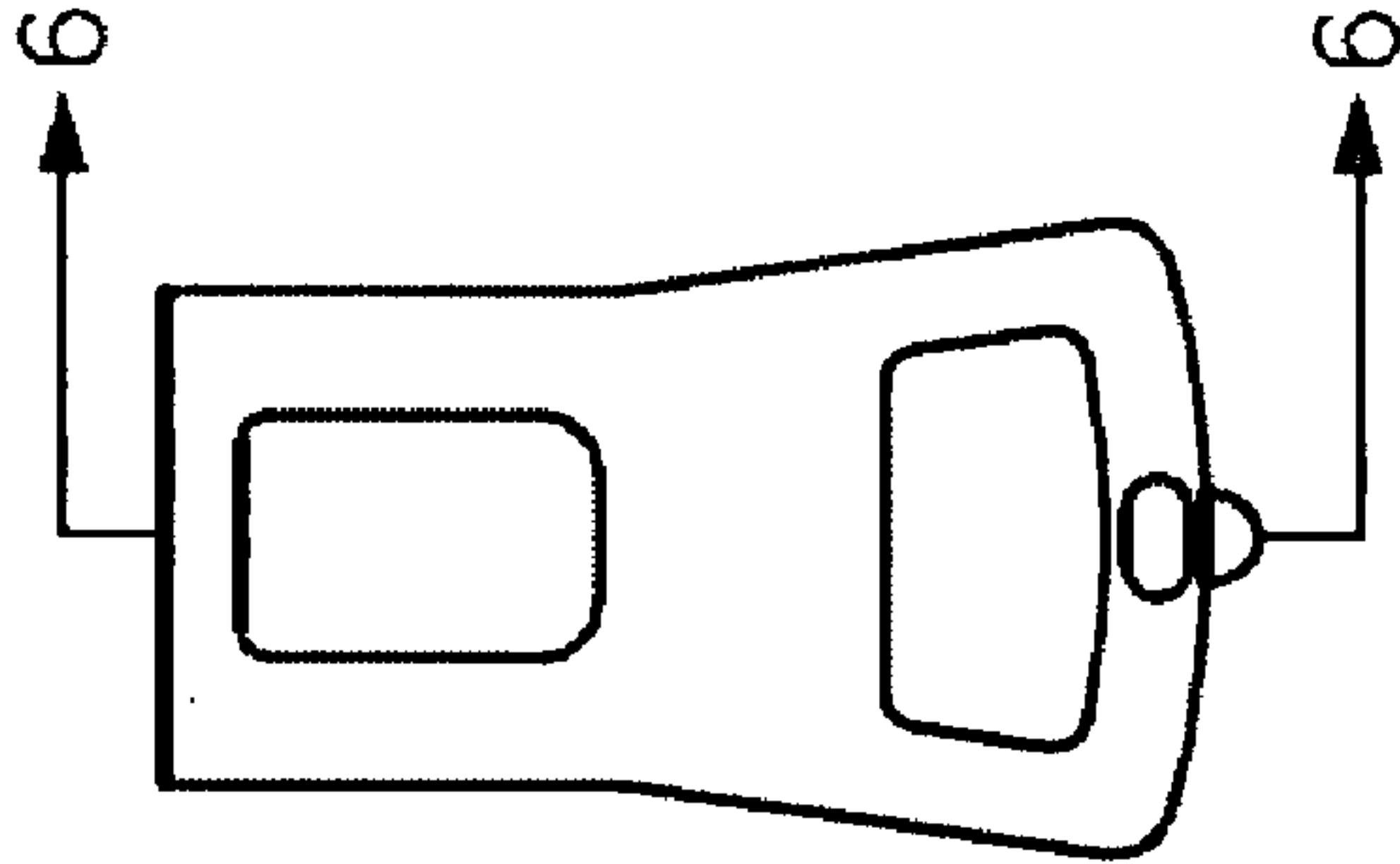


Fig. 1



Fig. 2




Fig. 4




Fig. 5



Fig. 6

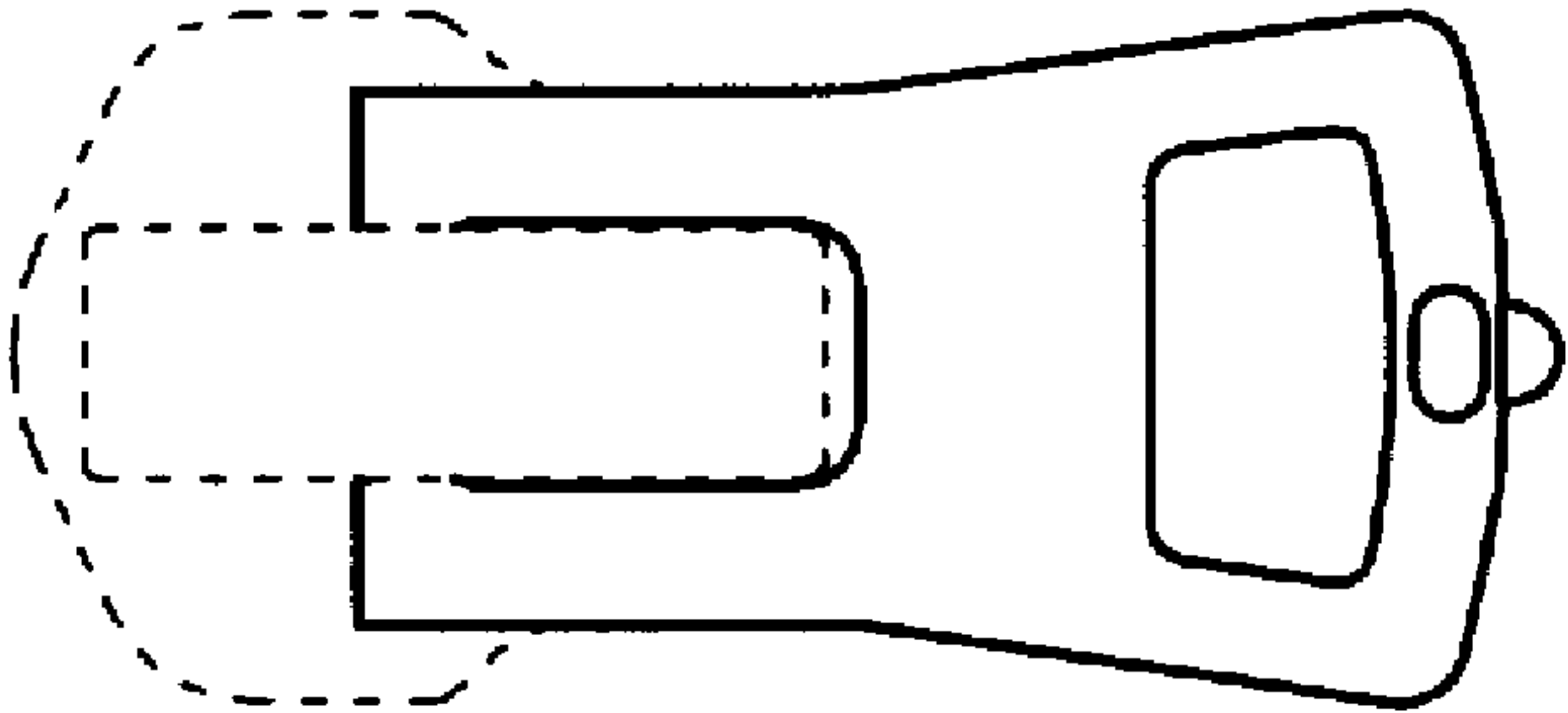


Fig. 7