

US00D563820S

(12) **United States Design Patent**
Walsh

(10) **Patent No.:** **US D563,820 S**
(45) **Date of Patent:** **** Mar. 11, 2008**

(54) **CAPE COD PENDANT**

(75) Inventor: **Margaret M. Walsh**, Franklin, MA (US)

(73) Assignee: **St. Barth Properties, Inc.**, Franklin, MA (US)

(**) Term: **14 Years**

(21) Appl. No.: **29/214,745**

(22) Filed: **Oct. 7, 2004**

(51) **LOC (8) Cl.** **11-01**

(52) **U.S. Cl.** **D11/7; D11/14; D11/110**

(58) **Field of Classification Search** D11/1-25, D11/44, 61, 62, 32, 93, 94; 63/3, 4, 13, 15, 63/15.3, 20, 21, 23, 1.11, 3.1, 3.2, 5.1, 5.2, 63/7-11; 59/78, 79.2; 224/175

See application file for complete search history.

(56) **References Cited**

U.S. PATENT DOCUMENTS

- D38,996 S * 1/1908 Jacobs D11/62
- D244,366 S * 5/1977 Milligan D11/81
- D362,645 S * 9/1995 Bair D11/62
- D507,201 S * 7/2005 Lathrop D11/79
- D510,539 S * 10/2005 Turner D11/79

OTHER PUBLICATIONS

<http://www.state.nv.us/nucwaste/maps2002/ma.htm> (2 of 2)Jan. 25, 2006 Lower right hand Region of the state Cape Cod Region.*

* cited by examiner

Primary Examiner—Cathron Brooks

Assistant Examiner—Michael A. Pratt

(74) *Attorney, Agent, or Firm*—Kriegsman & Kriegsman

(57) **CLAIM**

The ornamental design for a Cape Cod pendant, as shown and described.

DESCRIPTION

FIG. 1 is a front plan view of one embodiment of a Cape Cod pendant showing my new design;

FIG. 2 is a top view of the Cape Cod pendant shown in FIG. 1;

FIG. 3 is a left side view of the Cape Cod pendant shown in FIG. 1;

FIG. 4 is a right side view of the Cape Cod pendant shown in FIG. 1;

FIG. 5 is a bottom view of the Cape Cod pendant shown in FIG. 1;

FIG. 6 is a rear view of the Cape Cod pendant shown in FIG. 1;

FIG. 7 is a front plan view of another embodiment of Cape Cod pendant showing my new design;

FIG. 8 is a top view of the Cape Cod pendant shown in FIG. 7;

FIG. 9 is a left side view of the Cape Cod pendant shown in FIG. 7;

FIG. 10 is a right side view of the Cape Cod pendant shown in FIG. 7;

FIG. 11 is a bottom view of the Cape Cod pendant shown in FIG. 7;

FIG. 12 is a rear view of the Cape Cod pendant shown in FIG. 7;

FIG. 13 is a front plan view of a another embodiment of Cape Cod pendant showing my new design;

FIG. 14 is a top view of the Cape Cod pendant show in FIG. 13;

FIG. 15 is a left side view of the Cape Cod pendant shown in FIG. 13;

FIG. 16 is a right side view of the Cape Cod pendant shown in FIG. 13;

FIG. 17 is a bottom view of the Cape Cod pendant shown in FIG. 13; and,

FIG. 18 is a rear view of the Cape Cod pendant shown in FIG. 13.

1 Claim, 3 Drawing Sheets

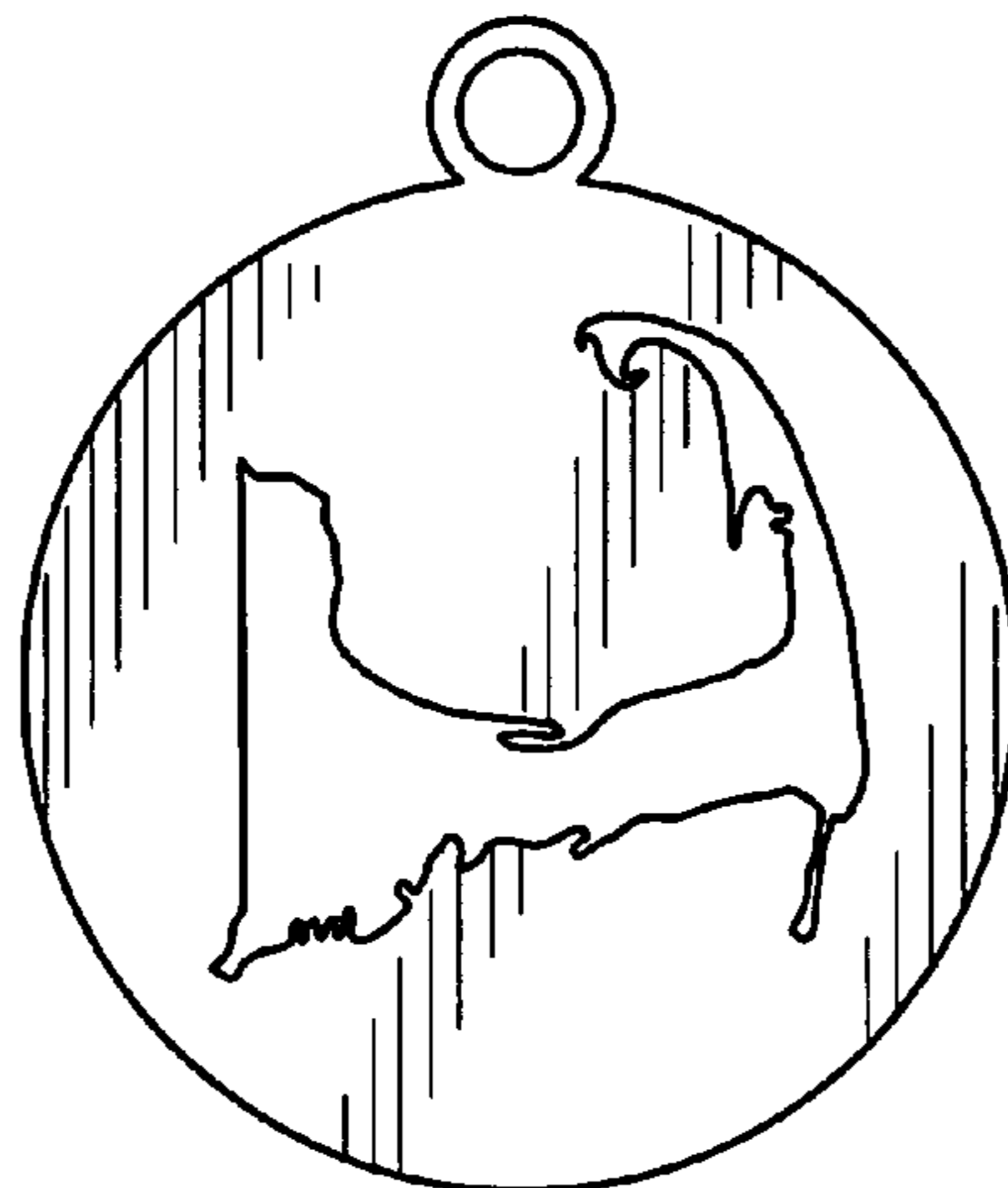




FIG. 2



FIG. 3

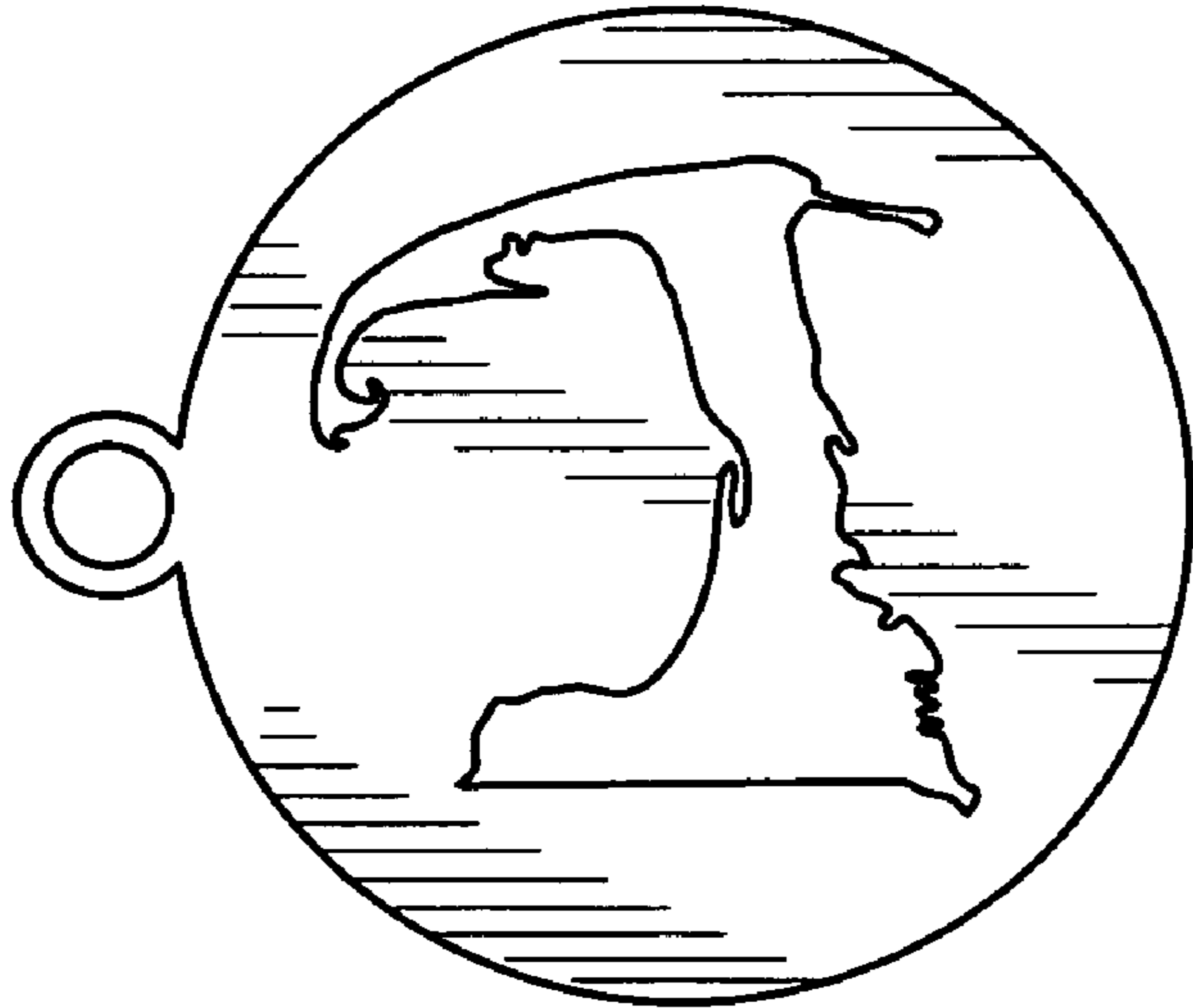


FIG. 1

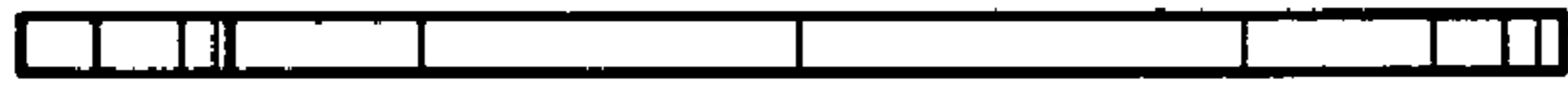


FIG. 4

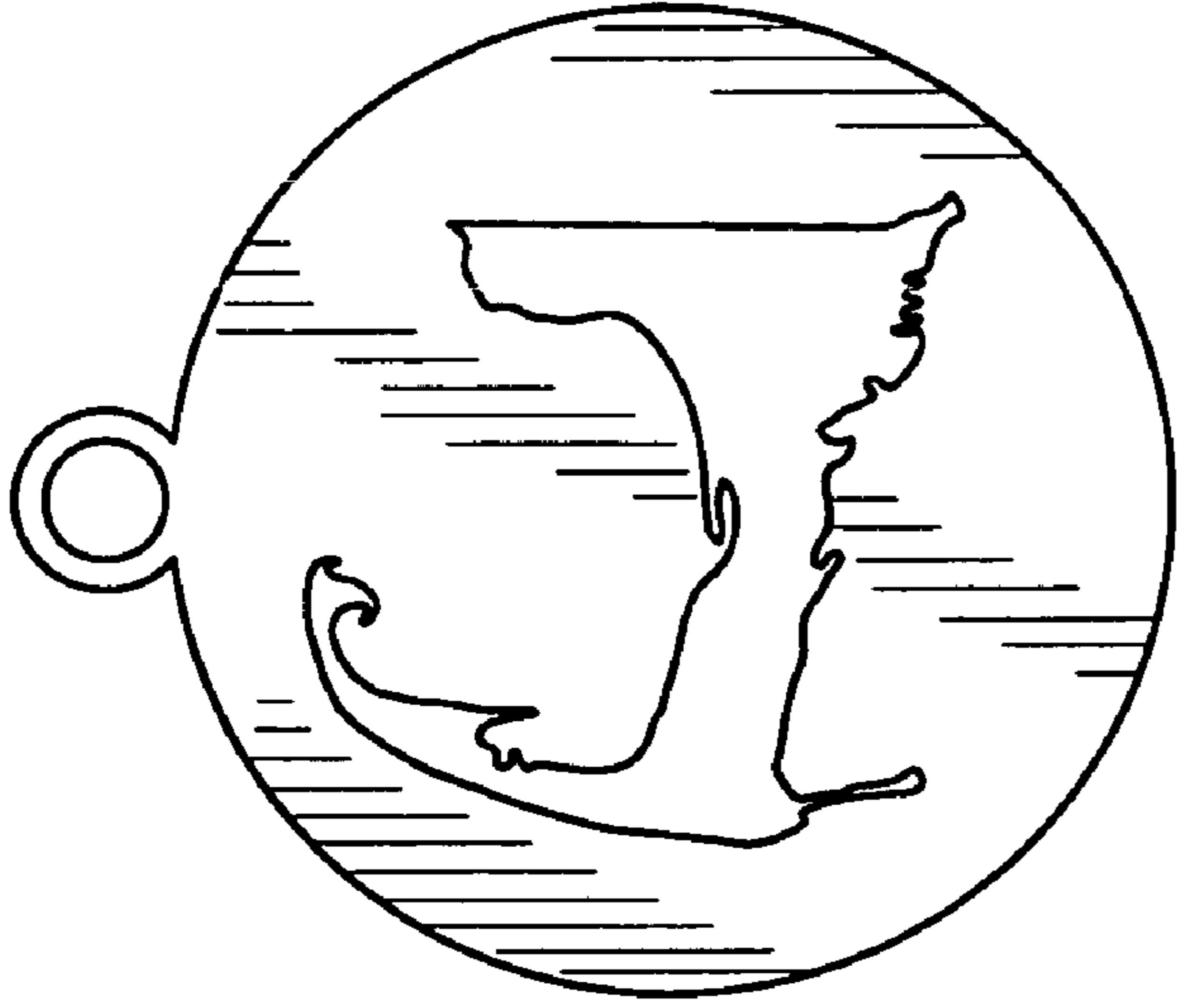


FIG. 6



FIG. 5



FIG. 8

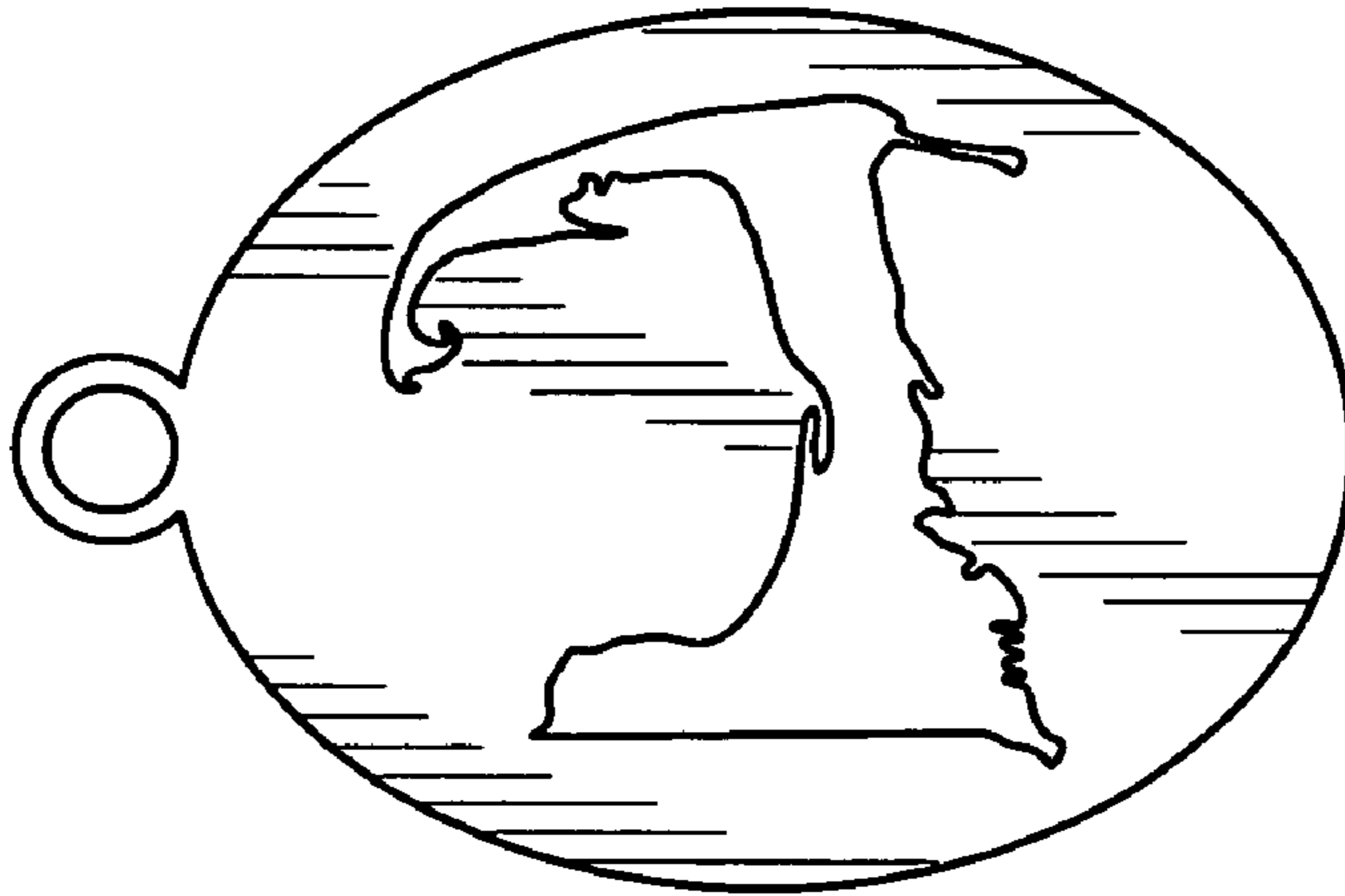


FIG. 9



FIG. 10

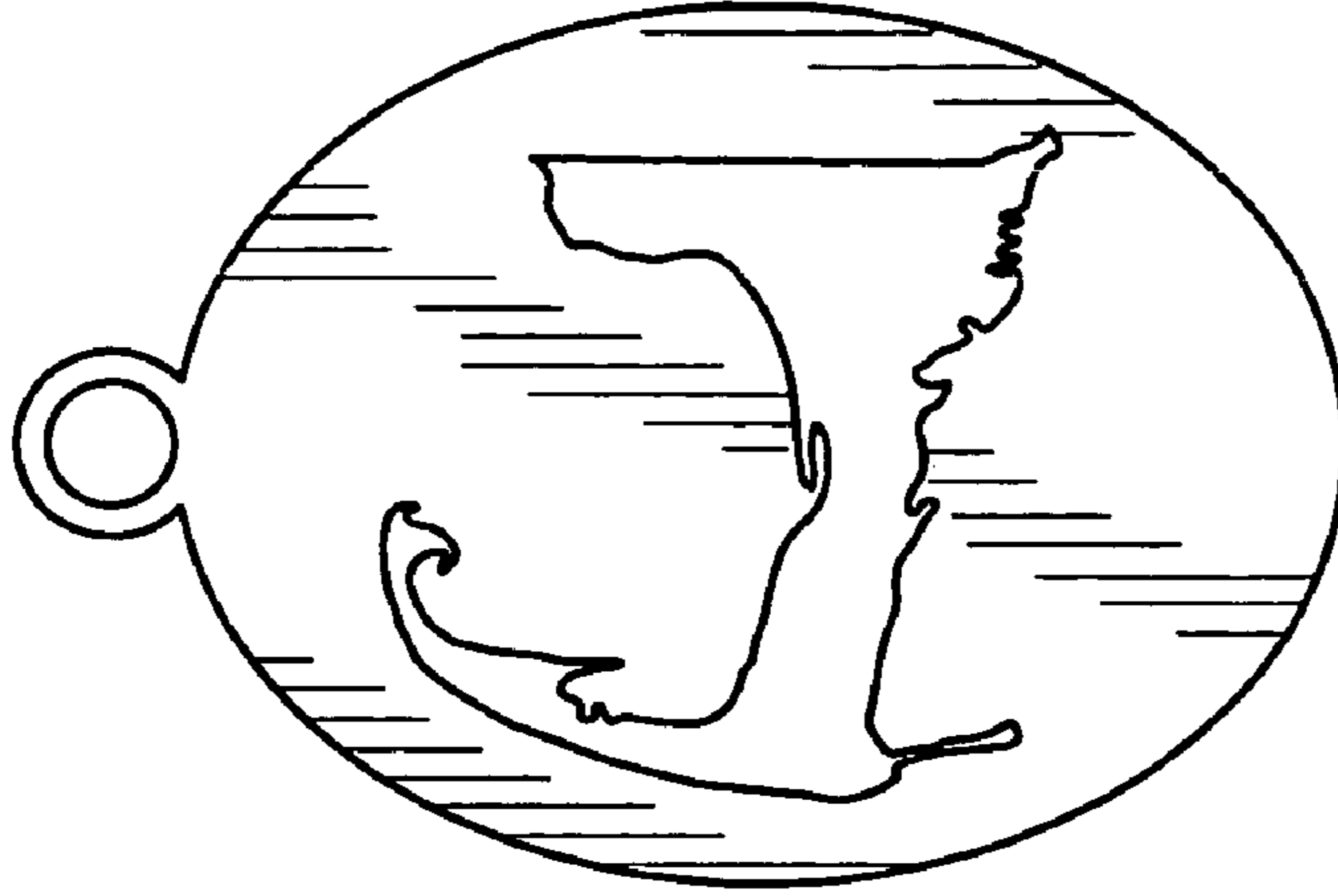


FIG. 12



FIG. 11



FIG. 14

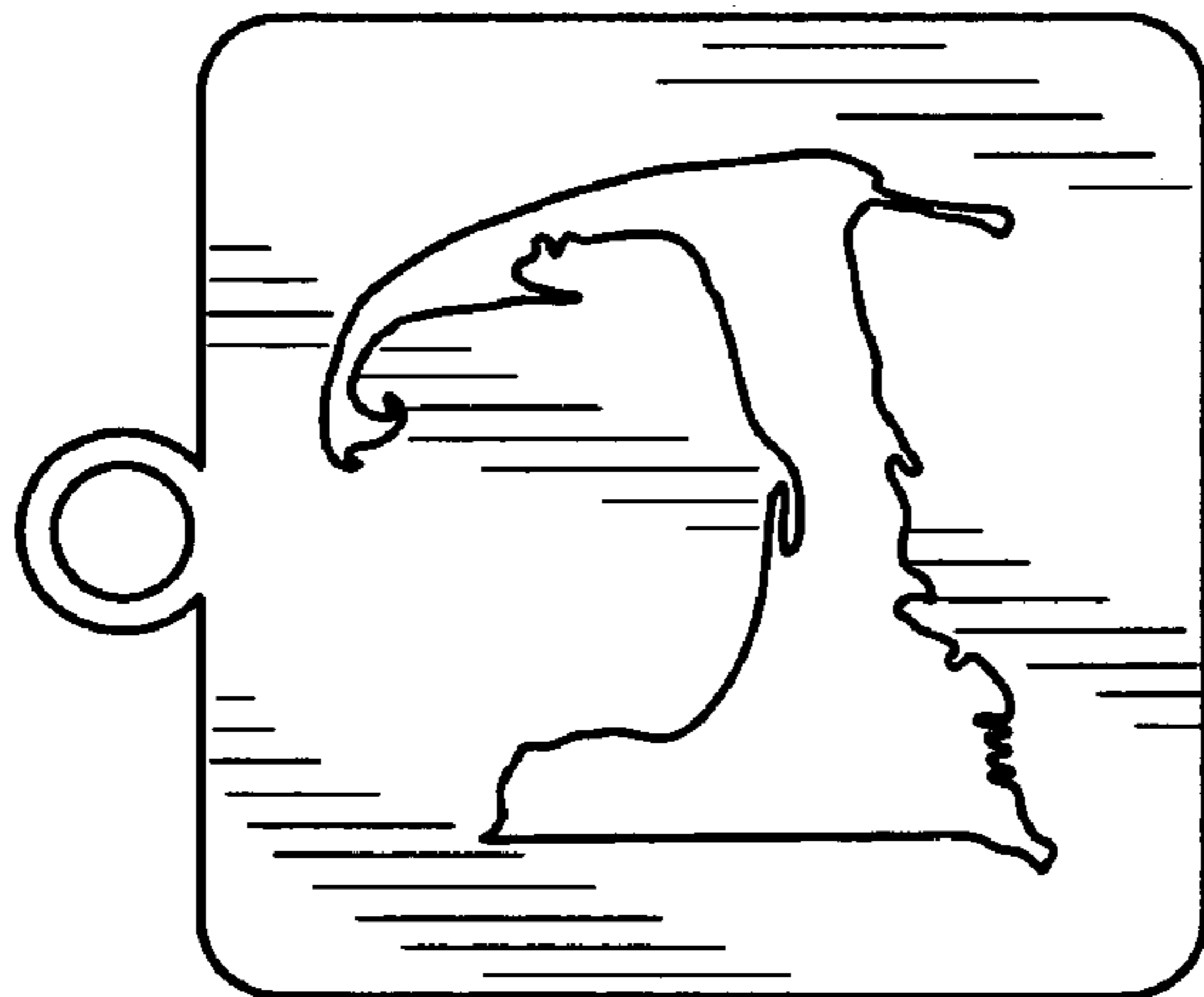


FIG. 15



FIG. 16

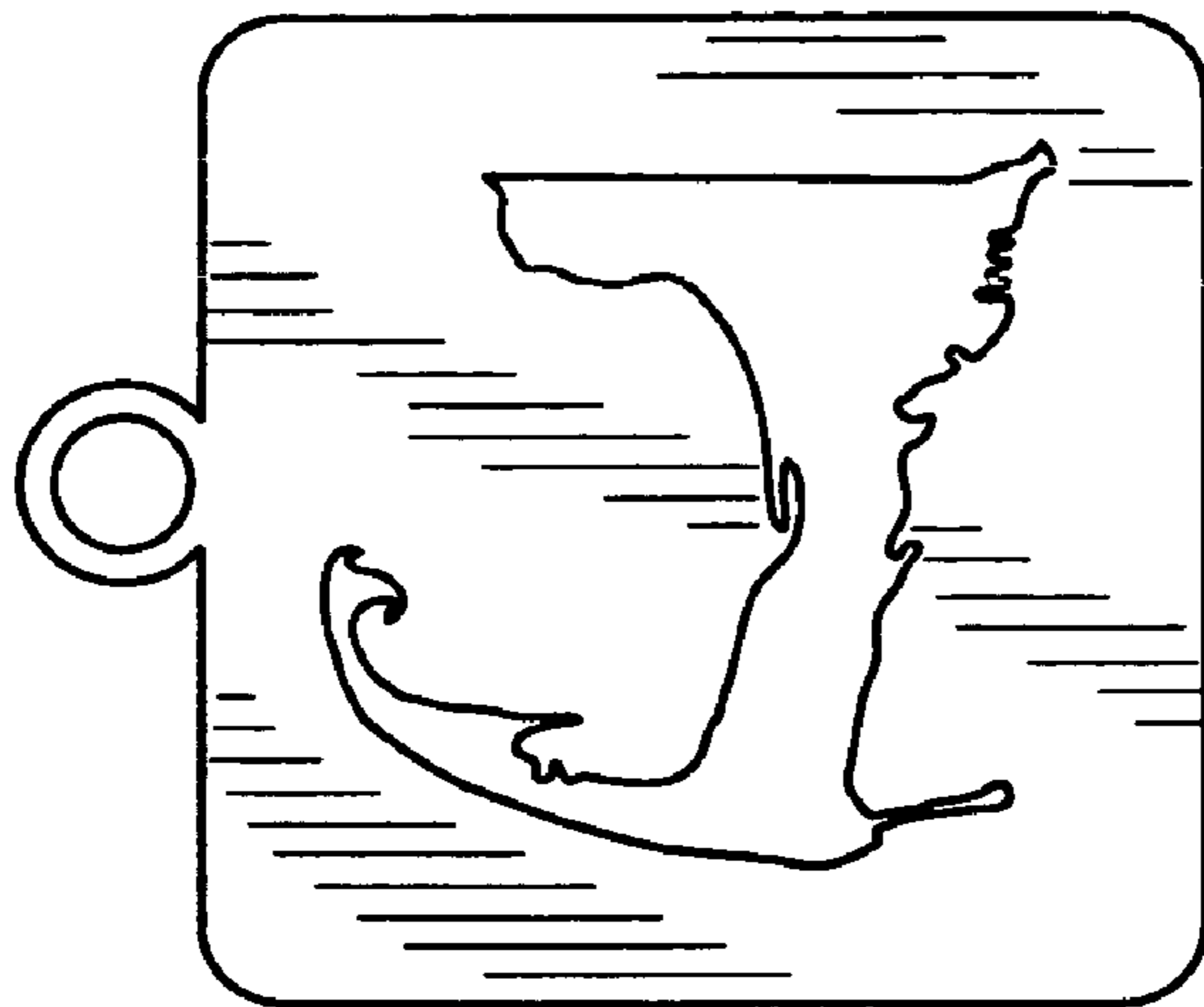


FIG. 18



FIG. 17