



US00D563813S

(12) **United States Design Patent**
Tomita et al.

(10) **Patent No.:** **US D563,813 S**
(45) **Date of Patent:** **** Mar. 11, 2008**

(54) **SCALE**

(75) Inventors: **Masato Tomita**, Tokyo (JP); **Tatsutoshi Kobayakawa**, Tokyo (JP)

(73) Assignee: **Tanita Corporation**, Tokyo (JP)

(**) Term: **14 Years**

(21) Appl. No.: **29/274,424**

(22) Filed: **Apr. 24, 2007**

(30) **Foreign Application Priority Data**

Nov. 6, 2006 (JP) 2006-030236

(51) **LOC (8) Cl.** **10-04**

(52) **U.S. Cl.** **D10/92**

(58) **Field of Classification Search** D10/91,
D10/92; 177/25.12–25.18, 238–245, 177,
177/126, 1, 181, 210 R, 210 C, 25, 30, 127,
177/DIG. 3; 600/506, 547

See application file for complete search history.

(56) **References Cited**

U.S. PATENT DOCUMENTS

D499,036 S * 11/2004 Joss et al. D10/92

* cited by examiner

Primary Examiner—Antoine D. Davis

(74) *Attorney, Agent, or Firm*—Buchanan Ingersoll & Rooney, PC

(57) **CLAIM**

The ornamental design for a scale, as shown and described.

DESCRIPTION

FIG. 1 is a top, front and right side perspective view of a scale showing our new design;

FIG. 2 is a front elevational view thereof;

FIG. 3 is a rear elevational thereof;

FIG. 4 is a right side elevational view thereof;

FIG. 5 is a left side elevational view thereof;

FIG. 6 is a top plan view thereof; and,

FIG. 7 is a bottom view thereof.

1 Claim, 4 Drawing Sheets

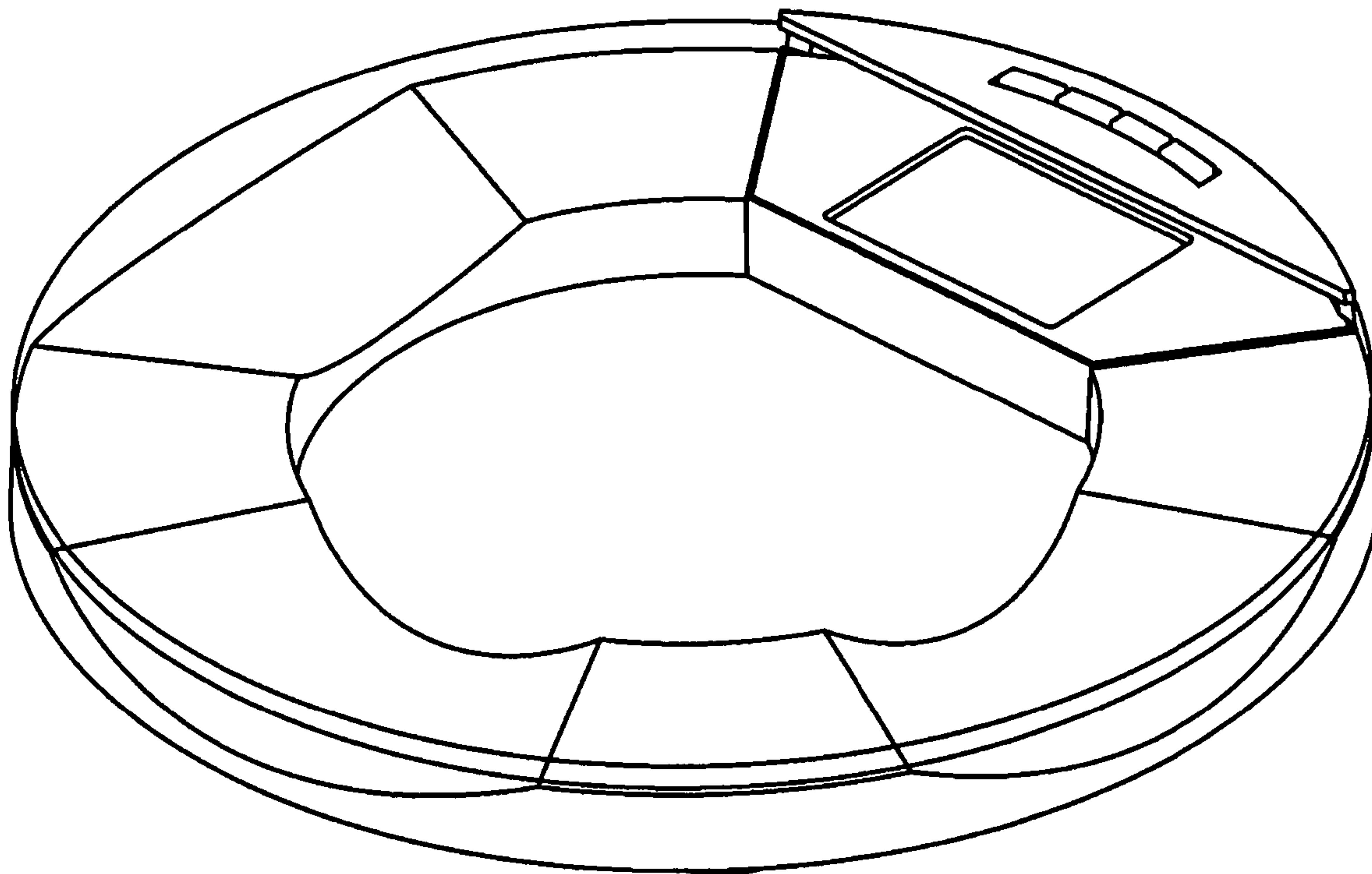


Fig.1

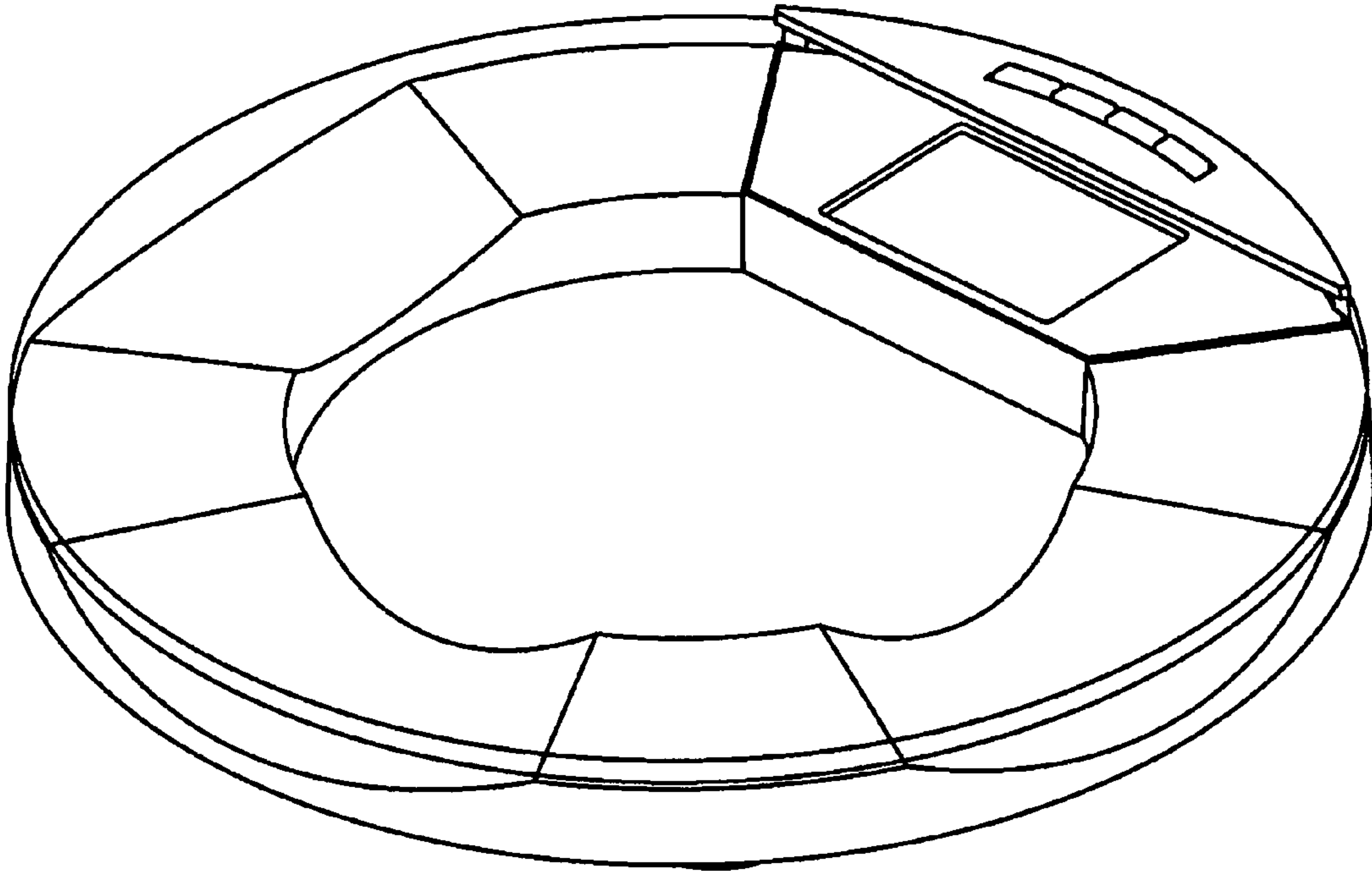


Fig.2




Fig.3




Fig.4

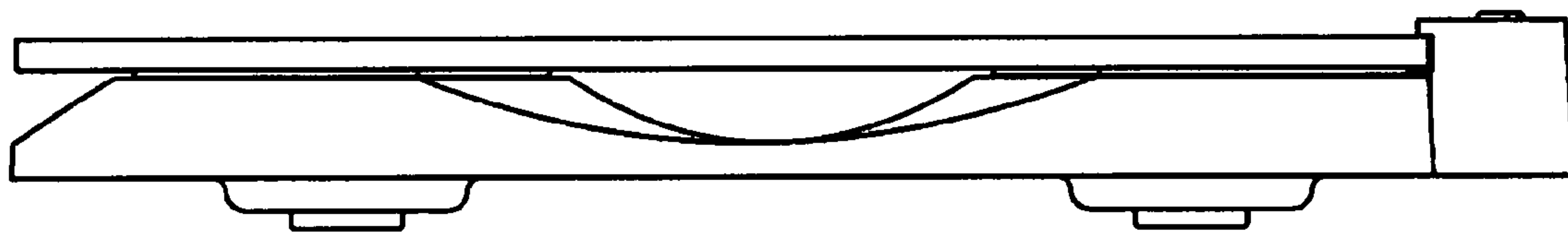


Fig.5




Fig.6

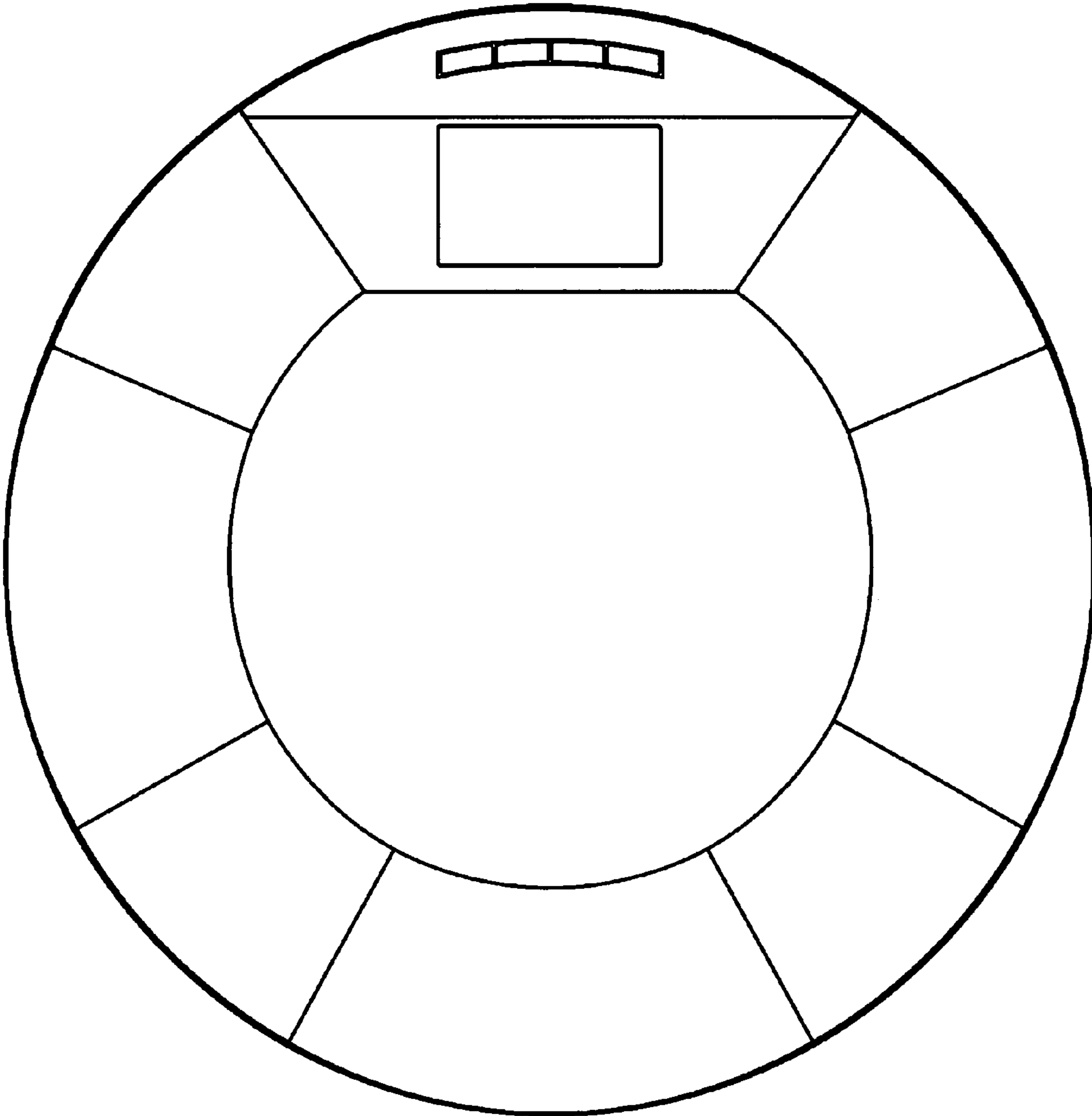


Fig.7

