



US00D563810S

(12) **United States Design Patent**  
**Gershfeld**

(10) **Patent No.:** **US D563,810 S**

(45) **Date of Patent:** **\*\* Mar. 11, 2008**

(54) **DEVICE FOR TESTING VIDEO SIGNALS**

6,139,369 A \* 10/2000 Arwidi et al. .... 439/638  
D556,067 S \* 11/2007 Fugman et al. .... D10/78

(76) Inventor: **Jack Gershfeld**, 615 Del Rio Way,  
Fullerton, CA (US) 92835

\* cited by examiner

(\*\*) Term: **14 Years**

*Primary Examiner*—Antoine D. Davis

(74) *Attorney, Agent, or Firm*—Vladimir Khiterer

(21) Appl. No.: **29/278,963**

(57) **CLAIM**

(22) Filed: **Apr. 16, 2007**

The ornamental design for a device for testing video signals,  
as shown and described.

(51) **LOC (8) Cl.** ..... **10-04**

(52) **U.S. Cl.** ..... **D10/78**

(58) **Field of Classification Search** ..... D10/75,

D10/78; D13/133–136, 137.1–137.4, 138.1–138.2,

D13/139.1–139.8; 200/2; 324/74, 124,

324/127, 66, 538, 539; 439/188, 578, 579,

439/346, 912, 638, 944, 76.1, 675, 552, 554,

439/557, 350, 351, 352, 353–358

See application file for complete search history.

**DESCRIPTION**

FIG. 1 is a perspective view of a device for testing video signals, said perspective view showing a front view, a left side view and a top view thereof.

FIG. 2 is a left side elevational view thereof, wherein a right side view is a mirror image of the left side view; and,

FIG. 3 is a front elevational view thereof.

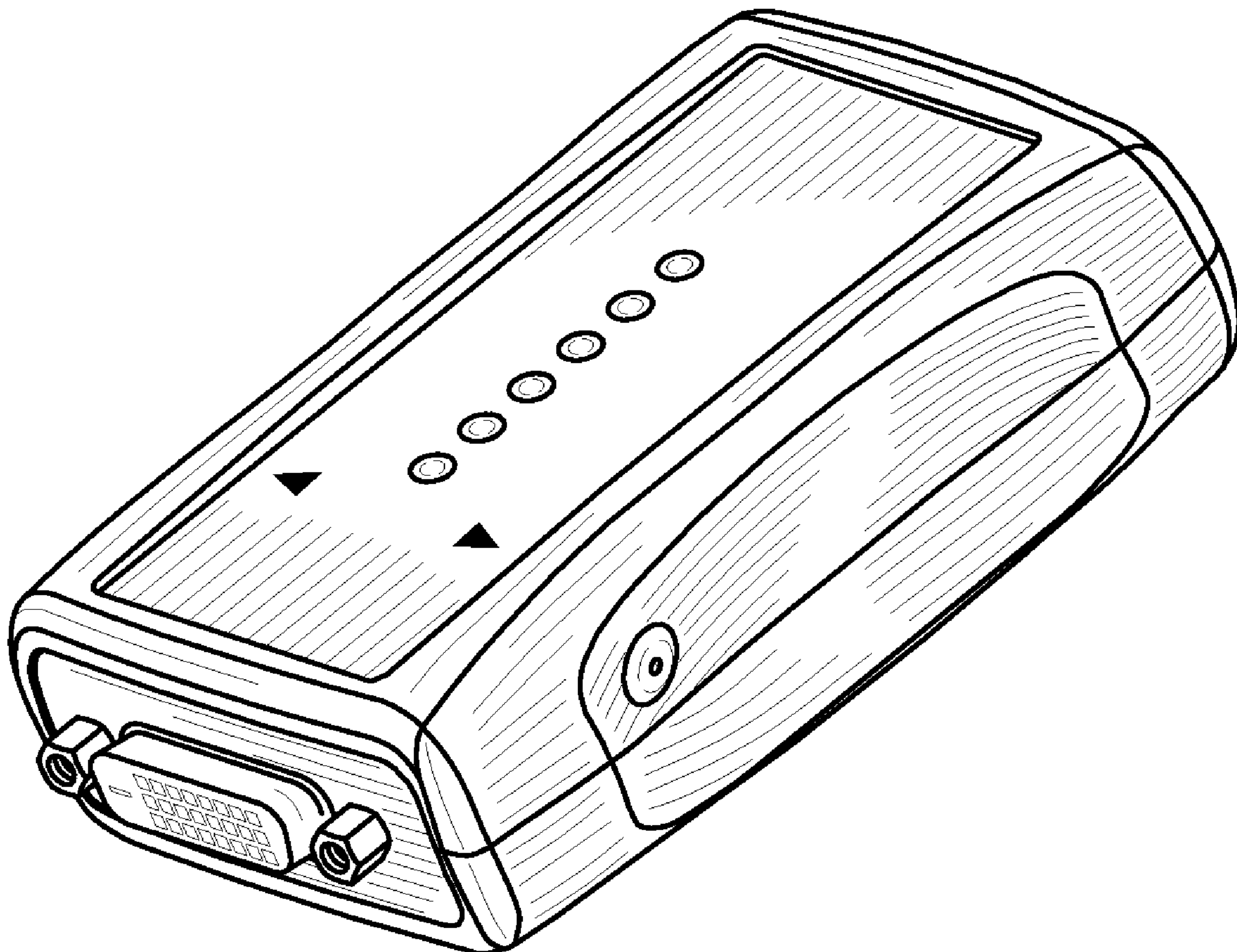
The appearance of a bottom and a back forms no part of the claimed design.

(56) **References Cited**

**U.S. PATENT DOCUMENTS**

5,594,347 A \* 1/1997 Louwagie et al. .... 324/539

**1 Claim, 3 Drawing Sheets**



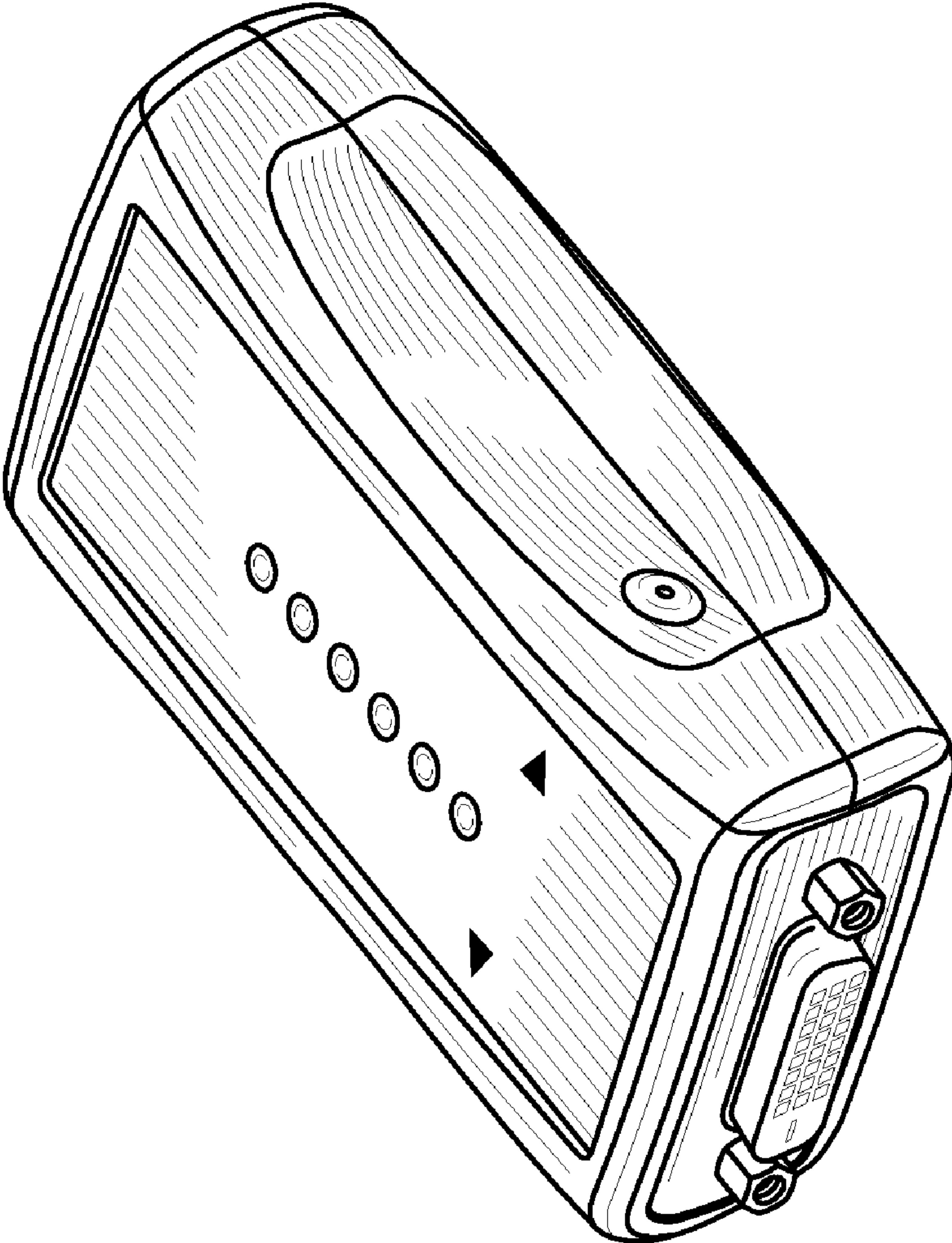
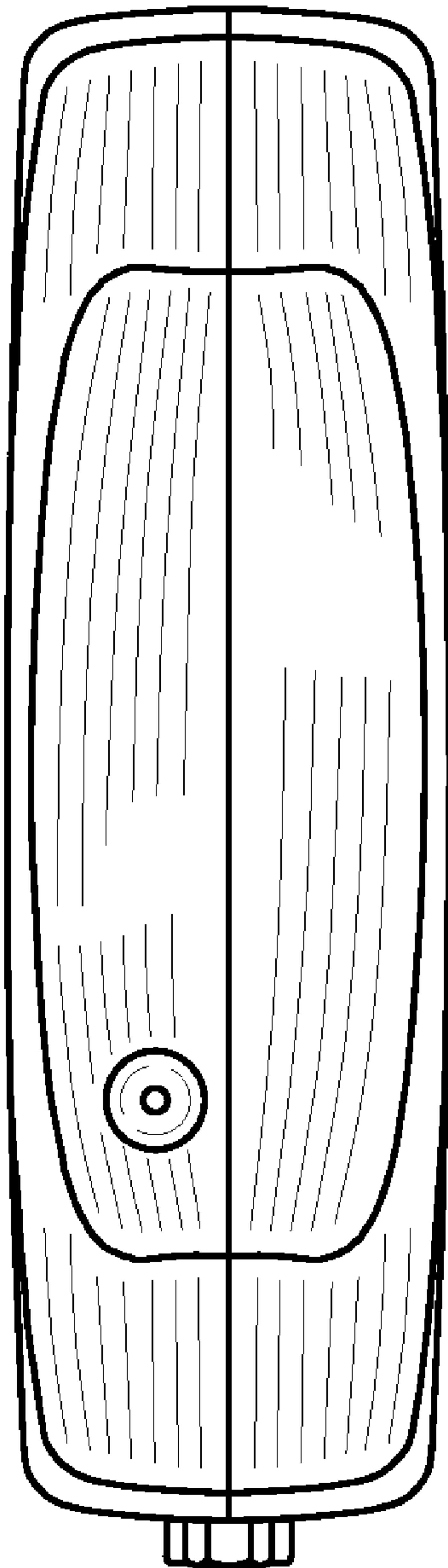


FIG.1



**FIG.2**

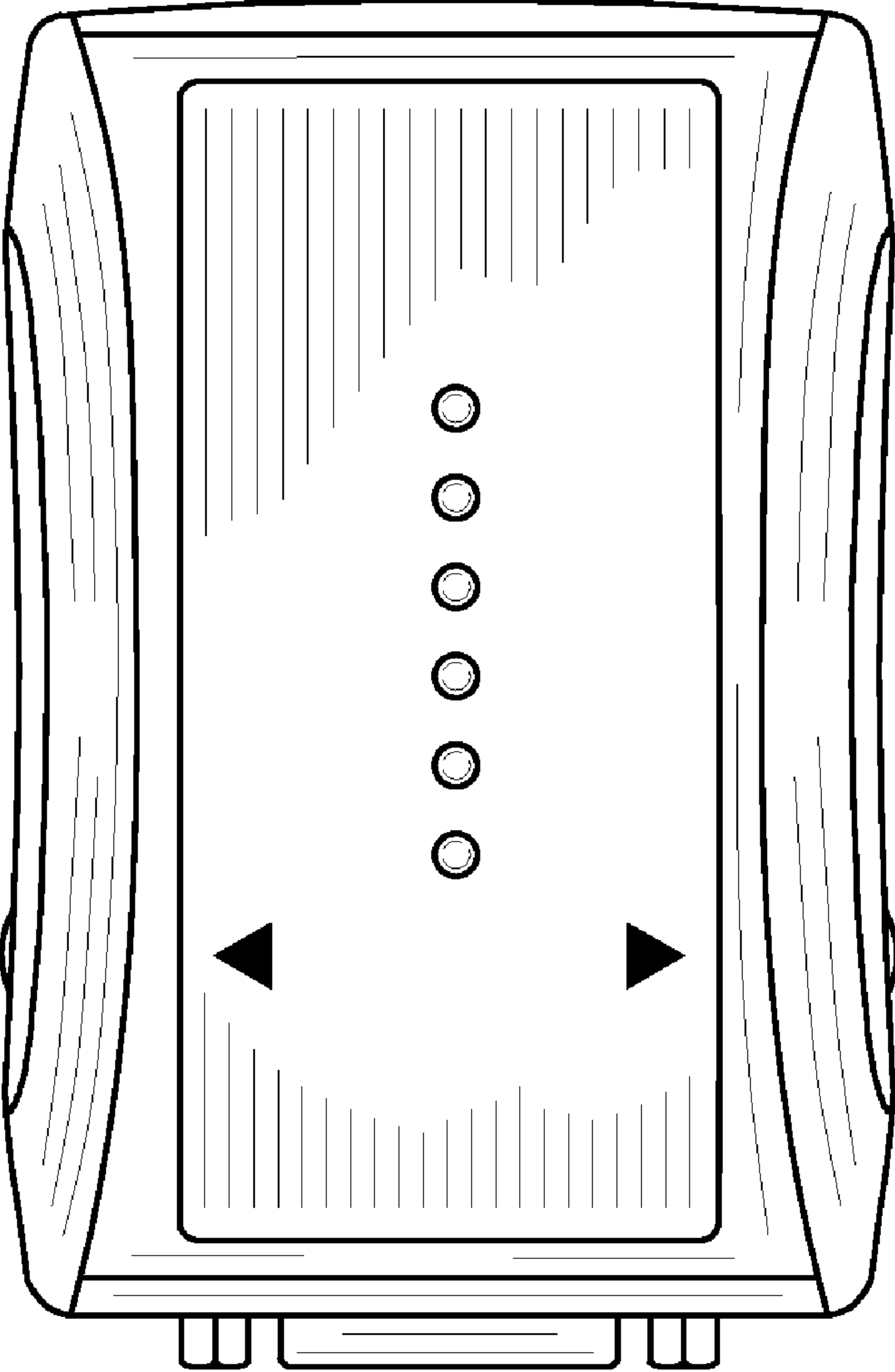


FIG.3