

US00D563791S

(12) **United States Design Patent**
Kleckauskas et al.

(10) **Patent No.:** **US D563,791 S**
(45) **Date of Patent:** **** Mar. 11, 2008**

(54) **BOTTLE**

(75) Inventors: **Robert Kleckauskas**, St. Charles, IL (US); **Bruce Ronner**, Glencoe, IL (US); **John Coursey**, Chicago, IL (US); **Robert Giacolo**, Naperville, IL (US); **Boris Goldstein**, Highland Park, IL (US); **Steven Keith Brown**, Burlington, WI (US)

(73) Assignee: **Arrow Plastic Manufacturing Co**, Elk Grove, IL (US)

(**) Term: **14 Years**

(21) Appl. No.: **29/228,689**

(22) Filed: **Apr. 27, 2005**

(51) **LOC (8) Cl.** **09-01**

(52) **U.S. Cl.** **D9/531**

(58) **Field of Classification Search** D9/500, D9/502, 503, 516, 520, 523, 530-540, 543-545, D9/549, 550, 556-559, 561, 563, 570; 215/1 A, 215/1 L, 40, 43-49, 398; 222/488, 489, 222/544, 566-568, 570
See application file for complete search history.

(56) **References Cited**

U.S. PATENT DOCUMENTS

- D199,869 S * 12/1964 Trombley D9/557
- D244,427 S * 5/1977 Schieser et al. D9/550
- D256,992 S * 9/1980 Kretz D9/558
- D278,597 S * 4/1985 McAlinden D9/500
- D314,142 S * 1/1991 Briggs D9/550
- D386,088 S * 11/1997 Satoh D9/536
- D400,794 S * 11/1998 Takeuchi et al. D9/532

- D403,243 S * 12/1998 Takeuchi et al. D9/532
- D405,004 S * 2/1999 Mudra et al. D9/536
- D457,435 S * 5/2002 Rashid D9/502
- D474,692 S 5/2003 Yu
- D478,514 S * 8/2003 Fai D9/531
- 6,695,163 B2 2/2004 Michalowski
- D490,316 S * 5/2004 Antal D9/502
- D514,947 S * 2/2006 Darr et al. D9/550

* cited by examiner

Primary Examiner—Stella Reid

Assistant Examiner—Shanda C. Hill

(74) *Attorney, Agent, or Firm*—Wood, Phillips, Katz, Clark & Mortimer

(57) **CLAIM**

The ornamental design for a bottle, as shown and described.

DESCRIPTION

FIG. 1 is a perspective view of a first embodiment of a bottle showing our new design;

FIG. 2 is a side elevational view of FIG. 1;

FIG. 3 is a rear elevational view of FIG. 1;

FIG. 4 is a top plan view of FIG. 1;

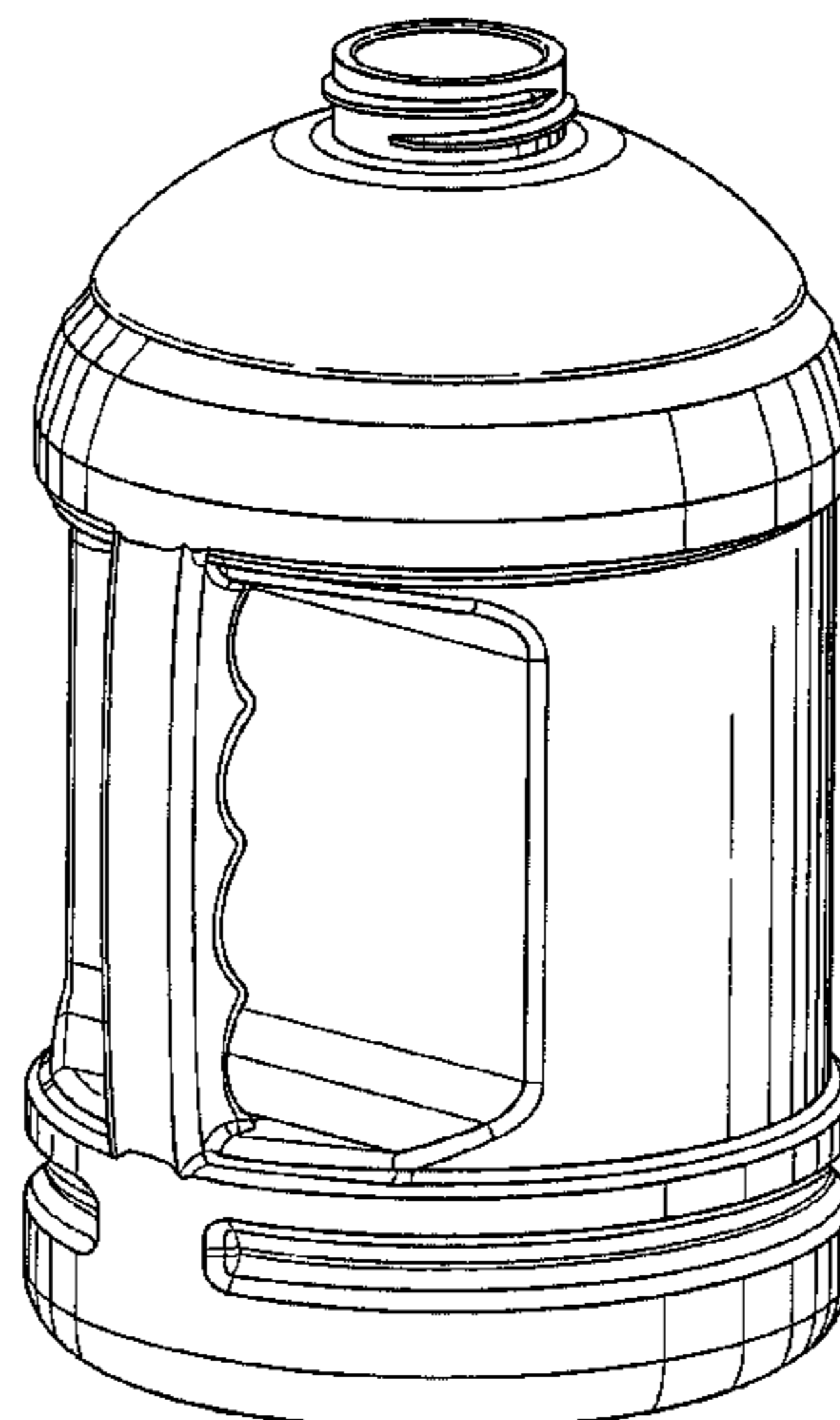
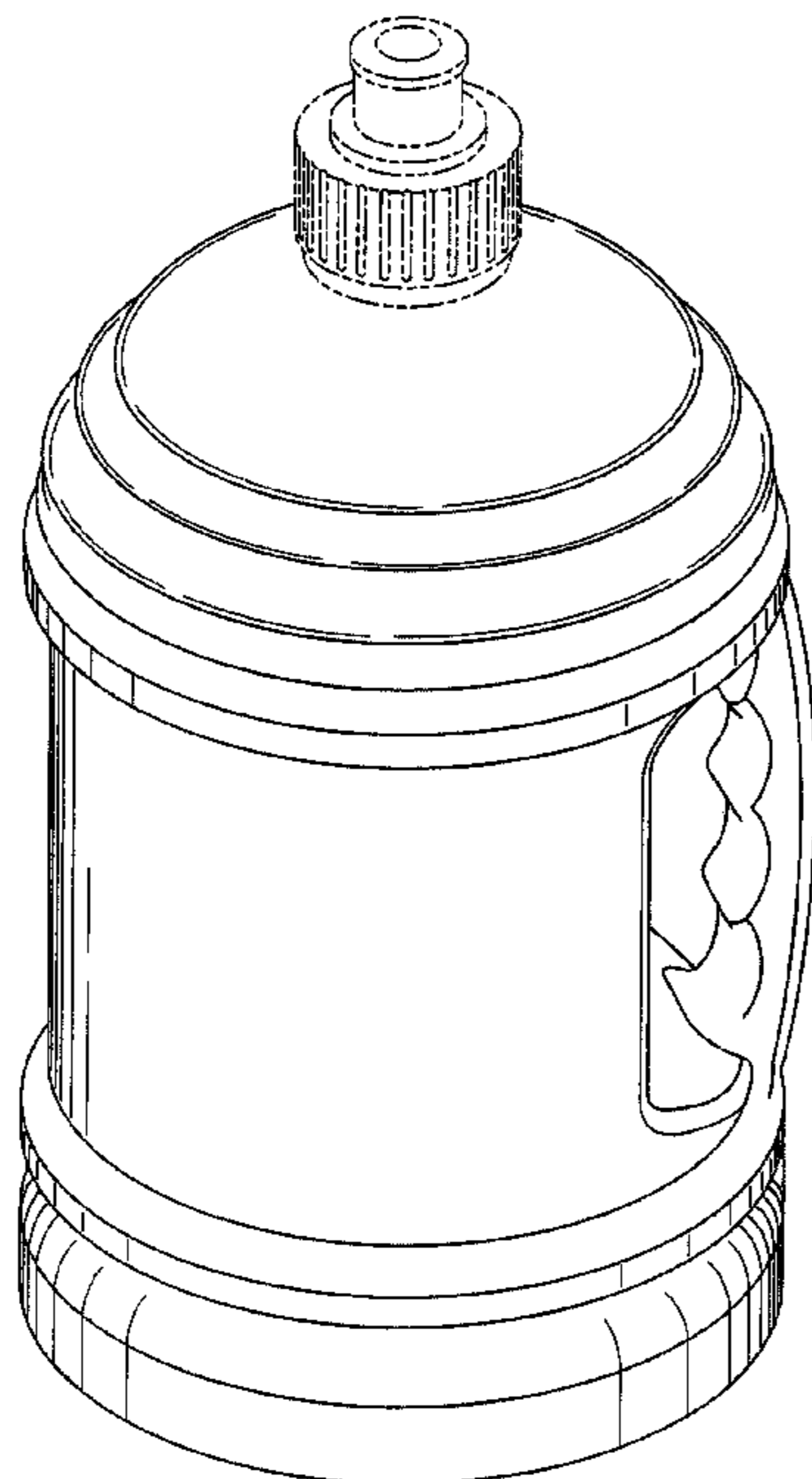
FIG. 5 is a perspective view of an alternate embodiment of the design;

FIG. 6 is a side elevational view of FIG. 5; and,

FIG. 7 is a rear elevational view of FIG. 5.

The broken lines shown in the drawing disclosure are for illustrative purposes only and form no part of the claimed design.

1 Claim, 7 Drawing Sheets






FIG. 1

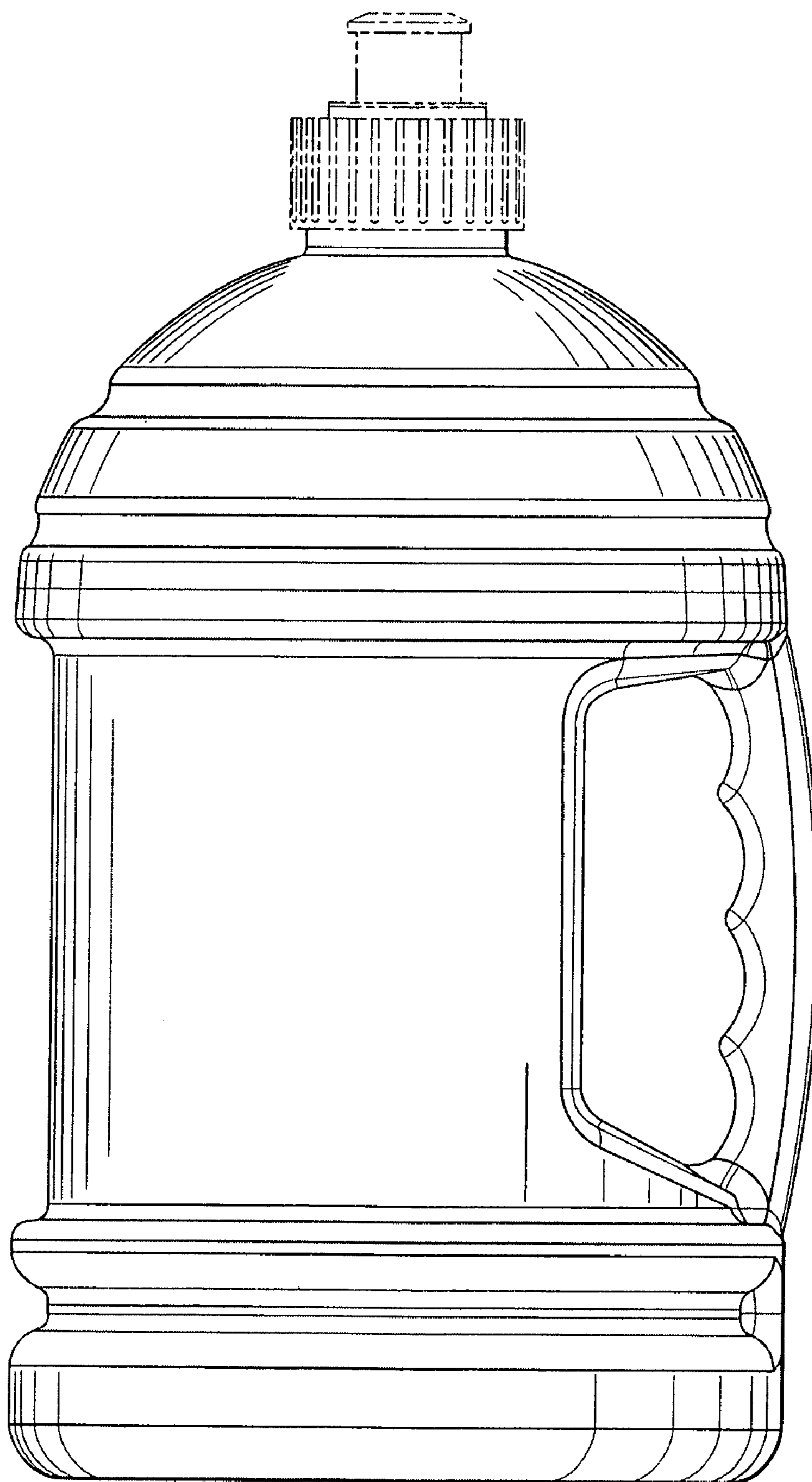


FIG. 2

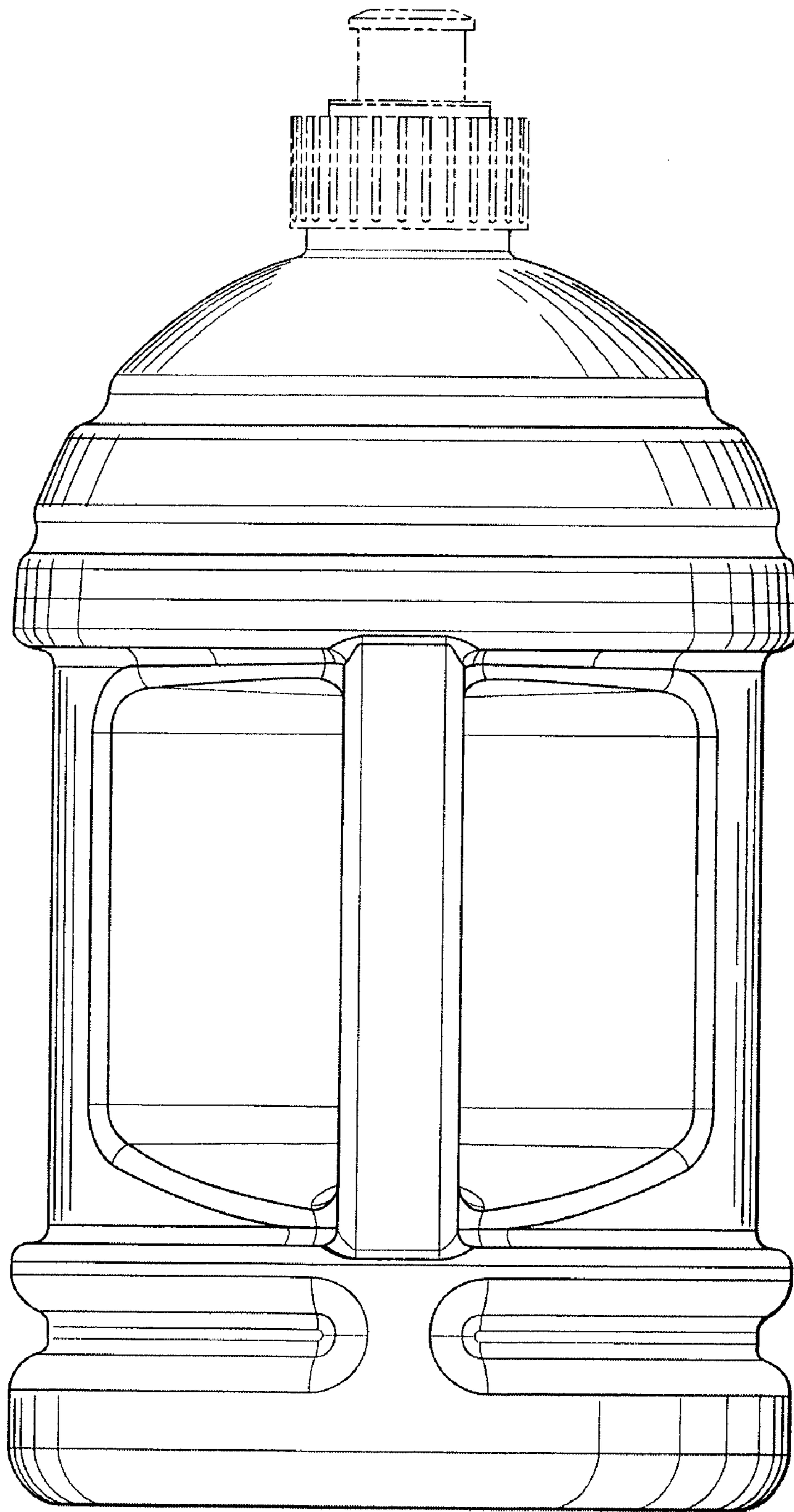


FIG. 3

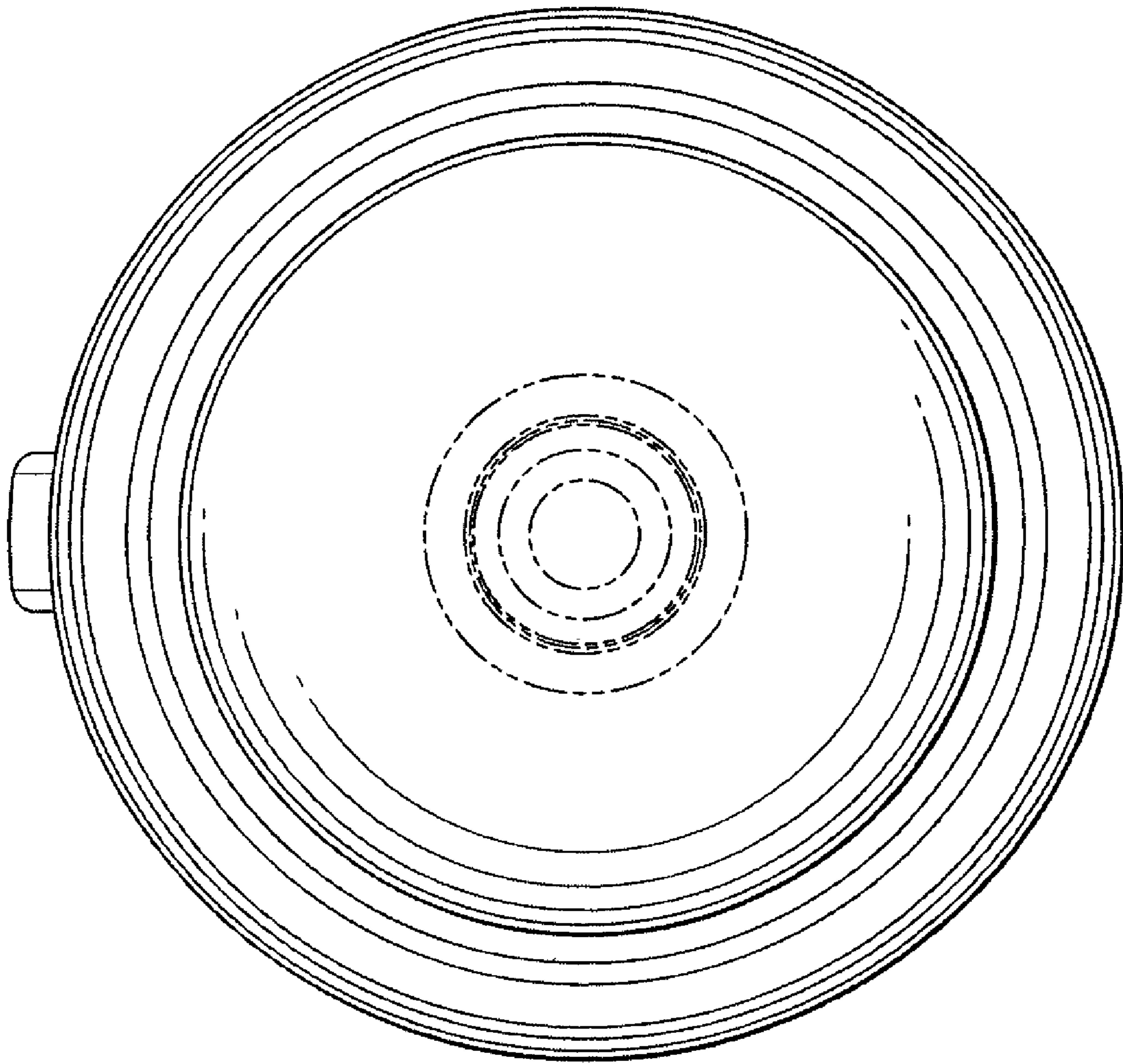


FIG. 4




FIG. 5




FIG. 6




FIG. 7