



US00D563788S

(12) **United States Design Patent** (10) **Patent No.:** **US D563,788 S**
Reimann et al. (45) **Date of Patent:** **** Mar. 11, 2008**

(54) **CONTAINER**

(75) Inventors: **Kirk M. Reimann**, Franksville, WI (US); **Daniel Newman**, Kenosha, WI (US); **Philip Wilson**, Racine, WI (US); **Rajnikant Desai**, Kenosha, WI (US); **Darold Faurot**, Algonquin, IL (US); **Eric Weldzius**, Gilberts, IL (US)

(73) Assignee: **JohnsonDiversey, Inc.**, Sturtevant, WI (US)

(**) Term: **14 Years**

(21) Appl. No.: **29/278,724**

(22) Filed: **Apr. 6, 2007**

(51) **LOC (8) Cl.** **09-01**

(52) **U.S. Cl.** **D9/516; D9/530**

(58) **Field of Classification Search** D9/516,
D9/522, 523, 526, 530, 531, 537, 547, 549,
D9/551, 552, 555, 564, 565, 568, 571, 575;
215/381-385

See application file for complete search history.

(56) **References Cited**

U.S. PATENT DOCUMENTS

D62,112 S *	3/1923	Sayre	D9/522
2,187,671 A	1/1940	Suddarth	91/39
3,210,794 A	10/1965	Vosbikian	15/533
3,862,466 A	1/1975	Jobsen	15/320
4,119,386 A	10/1978	Cushing	401/138
D270,429 S *	9/1983	Anderson et al.	D9/531
D288,173 S *	2/1987	Mednis	D9/523
D288,174 S *	2/1987	Mednis	D9/523
D288,175 S *	2/1987	Mednis	D9/523
4,640,423 A *	2/1987	Mednis	215/10
D288,530 S *	3/1987	Hartung	D9/522
4,863,299 A	9/1989	Osberghaus et al.	401/15
D308,334 S *	6/1990	Gormley et al.	D9/549
D308,631 S *	6/1990	Burns et al.	D9/520
D322,027 S *	12/1991	Knudsen et al.	D9/516

5,232,298 A	8/1993	Mitsunari et al.	401/140
D356,542 S *	3/1995	Finkiewicz et al.	D12/411
6,217,244 B1	4/2001	Chen et al.	401/140
D449,534 S *	10/2001	LeCoule	D9/522
D460,696 S *	7/2002	Goettner	D9/558
6,655,866 B1	12/2003	Morad et al.	401/139
6,685,108 B2	2/2004	Zhang	239/373
6,692,172 B1	2/2004	Hsu	401/138
D492,203 S *	6/2004	Curtis et al.	D9/556
6,868,989 B2	3/2005	Fahy et al.	222/174
2005/0238410 A1	10/2005	Julemont	401/138

FOREIGN PATENT DOCUMENTS

JP 5137685 6/1993

* cited by examiner

Primary Examiner—Daniel Bui
Assistant Examiner—Elizabeth J Oswecki
(74) *Attorney, Agent, or Firm*—Gregory S. Bollis

(57) **CLAIM**

We claim the ornamental design for a container, as shown and described.

DESCRIPTION

FIG. 1 is a perspective view of a container showing our new design;

FIG. 2 is a second perspective view thereof;

FIG. 3 is a rear elevational view thereof;

FIG. 4 is a front elevational view thereof;

FIG. 5 is a side elevational view thereof;

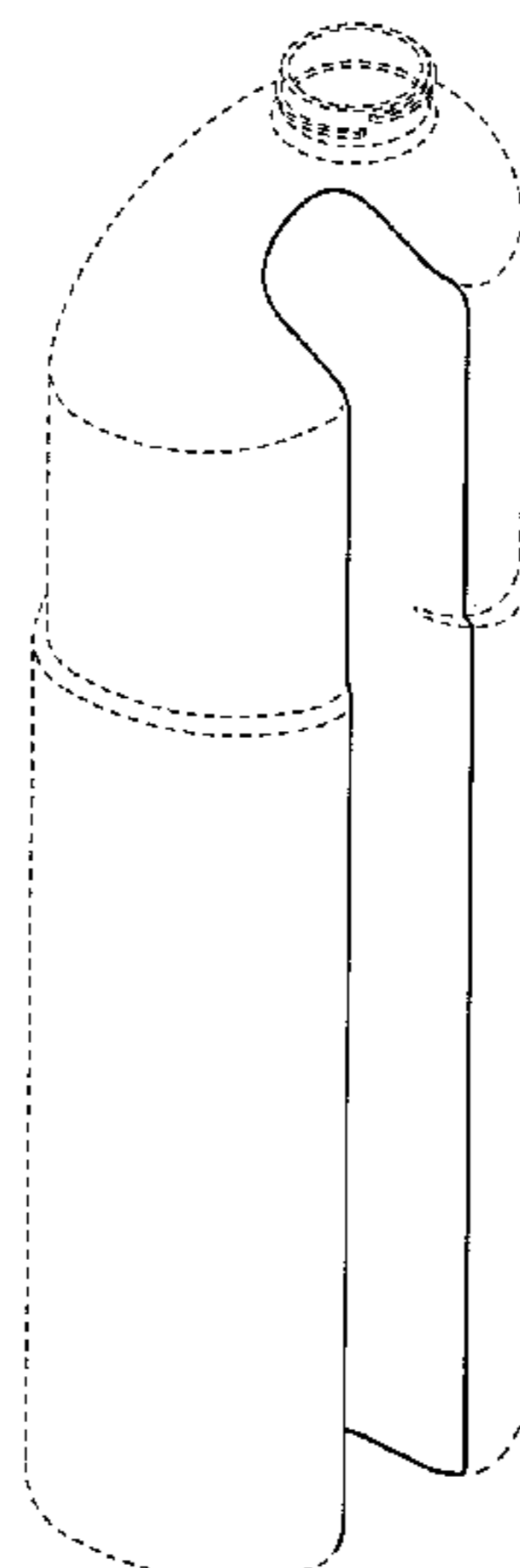
FIG. 6 is an opposite side elevational view thereof;

FIG. 7 is a top plan view thereof; and,

FIG. 8 is a bottom plan view thereof.

The broken line showing of FIGS. 1-8 is included for the purpose of illustrating only and forms no part of the claimed design.

1 Claim, 6 Drawing Sheets



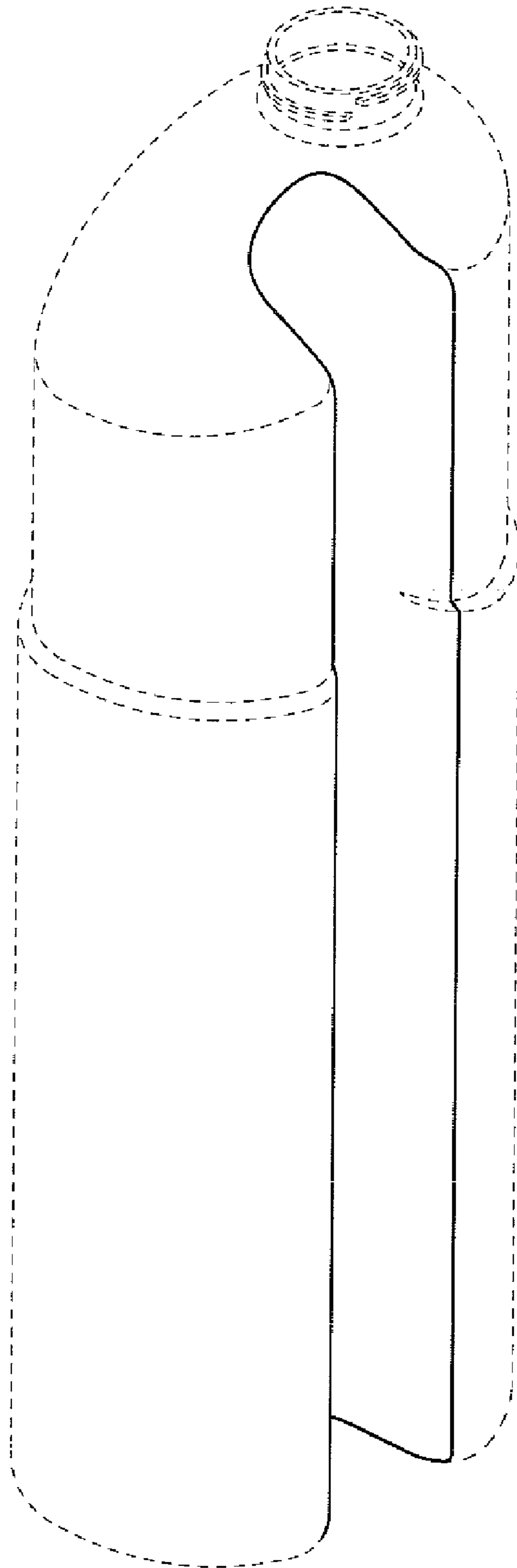


FIG. 1

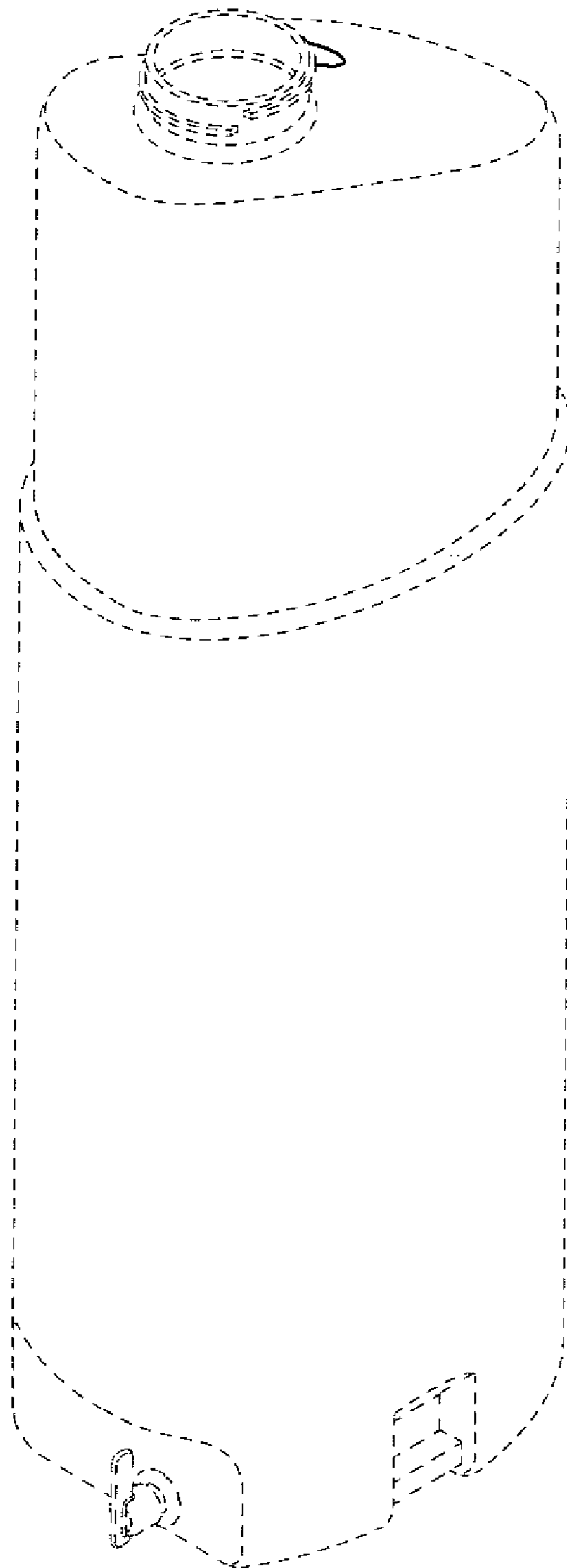


FIG. 2




FIG. 3

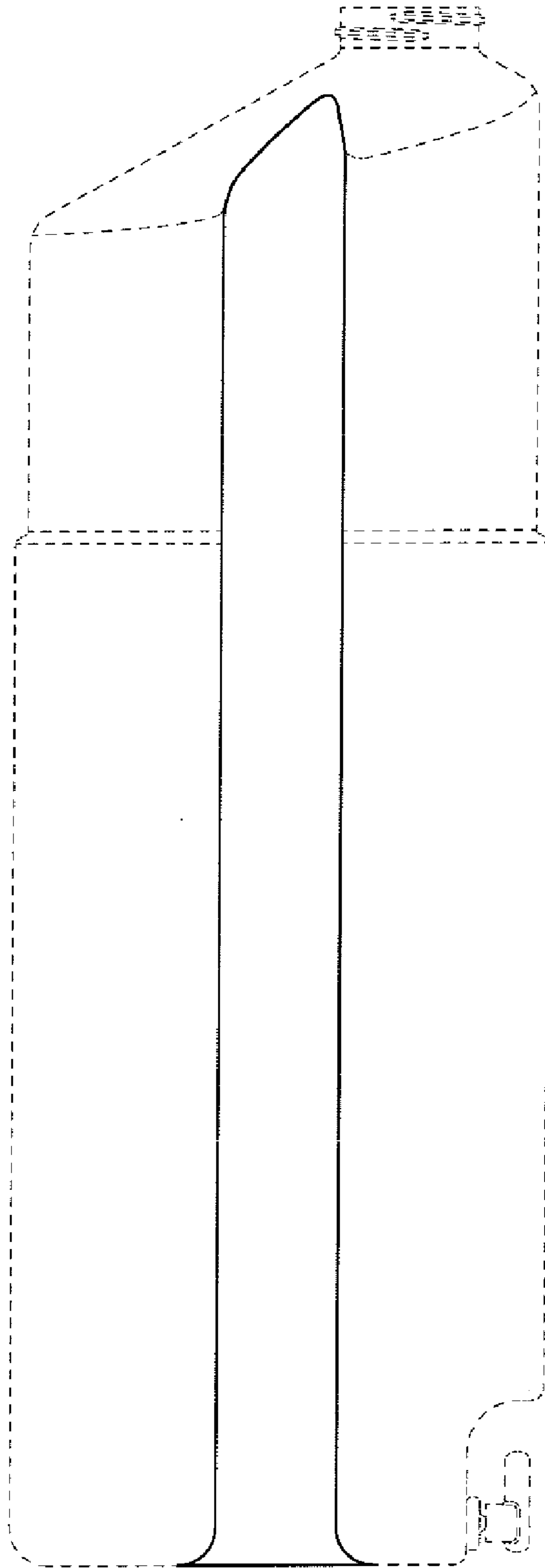


FIG. 4




FIG. 5




FIG. 6

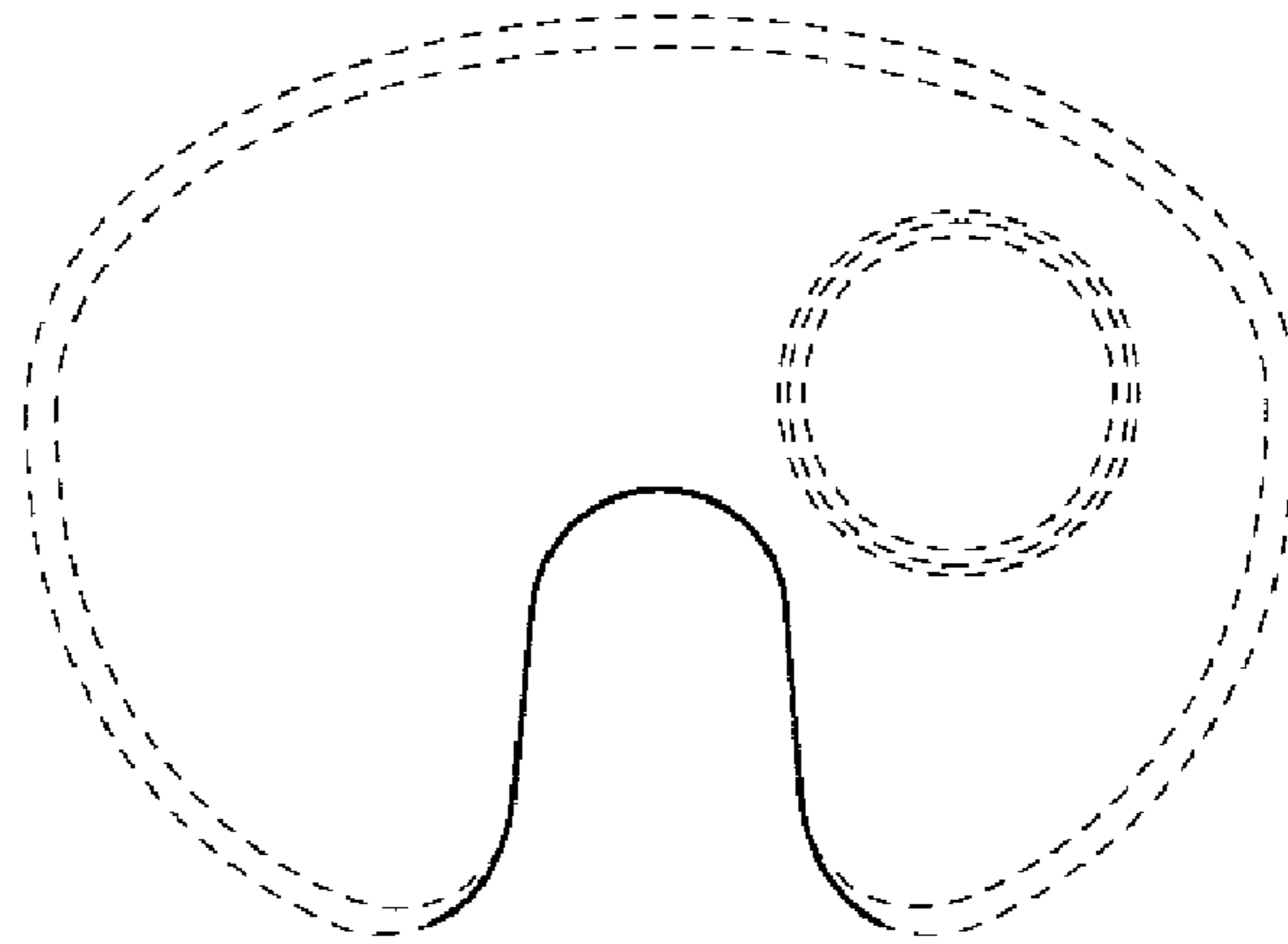


FIG. 7

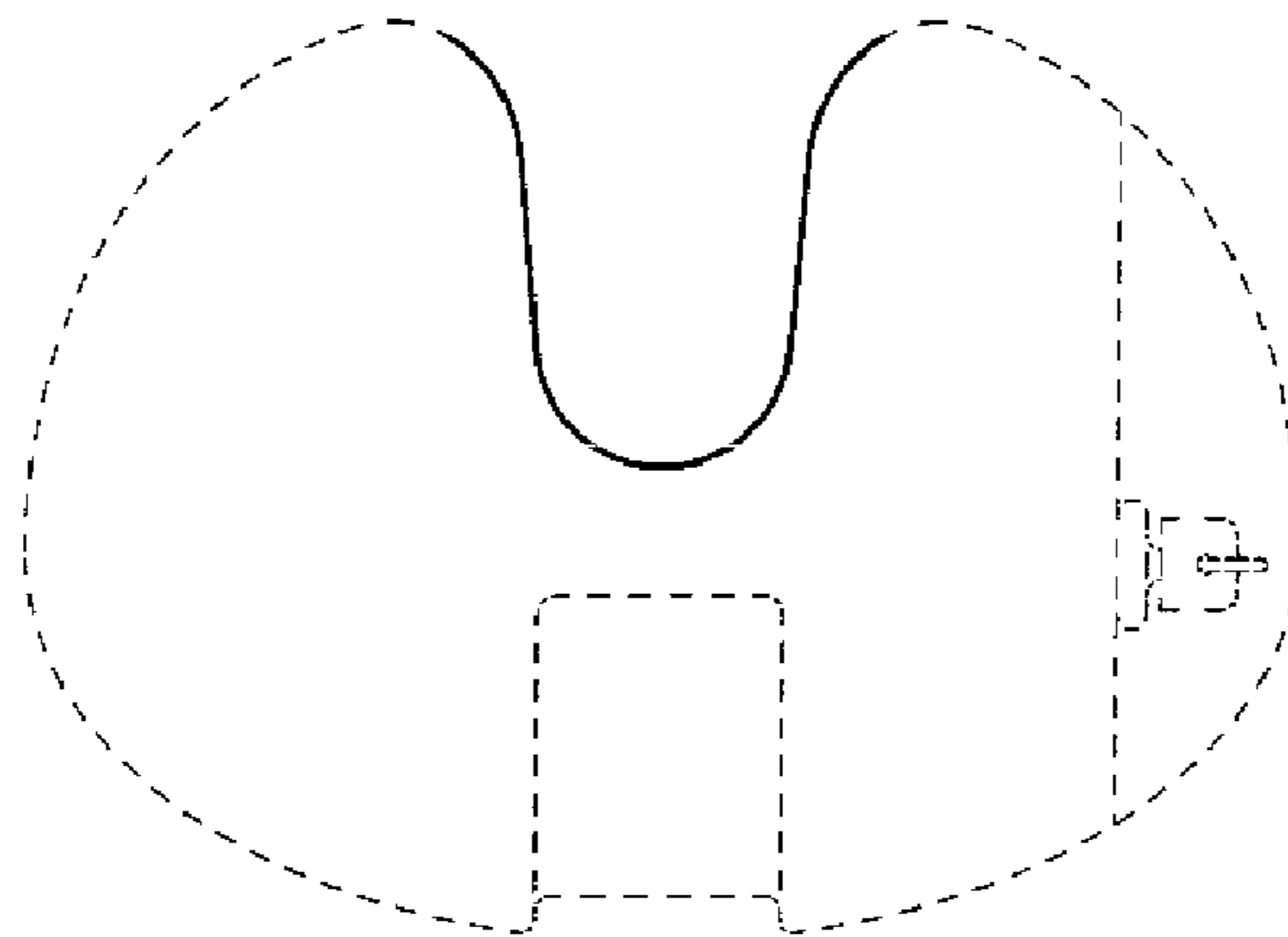


FIG. 8