



US00D563784S

(12) **United States Design Patent**
Swartz et al.

(10) **Patent No.:** **US D563,784 S**
(45) **Date of Patent:** **** Mar. 11, 2008**

(54) **DRIP COLLAR**

(75) Inventors: **John R. Swartz**, Ridgewood, NJ (US);
Aaron Lown, Tuxedo, NY (US)

(73) Assignee: **Built NY, Inc.**, New York, NY (US)

(**) Term: **14 Years**

(21) Appl. No.: **29/247,441**

(22) Filed: **Jun. 19, 2006**

(51) **LOC (8) Cl.** **09-01**

(52) **U.S. Cl.** **D9/444; D9/434**

(58) **Field of Classification Search** D9/434,
D9/444, 455; D7/601, 606, 607, 619, 624,
D7/625; 15/248.1; 53/397; 66/170; 222/108,
222/189.09; 422/102

See application file for complete search history.

(56) **References Cited**

U.S. PATENT DOCUMENTS

2,035,384	A *	3/1936	Hinchliff	66/170
D178,124	S *	6/1956	Haslett	D7/625
D276,119	S *	10/1984	Heweston	D7/607
5,084,932	A *	2/1992	Zanchi	15/248.1
5,328,059	A *	7/1994	Campbell	222/189.09
D379,303	S *	5/1997	Broye	D9/444
6,015,534	A *	1/2000	Atwood	422/102
D434,655	S *	12/2000	Haugh et al.	D9/434
D446,454	S *	8/2001	Frank	D9/444
D460,356	S *	7/2002	Koenig	D9/434
D480,969	S *	10/2003	Owens	D9/455

6,718,733	B2 *	4/2004	Kilmartin	53/397
D504,285	S *	4/2005	Lowe	D7/625
D514,894	S *	2/2006	Martinez	D7/606
7,128,243	B2 *	10/2006	Fallaha	222/108
D543,844	S *	6/2007	Cook et al.	D9/444
D547,653	S *	7/2007	Wong	D9/444
D548,077	S *	8/2007	Rocco	D9/444

* cited by examiner

Primary Examiner—T. Chase Nelson

Assistant Examiner—Barbara B Lohr

(74) *Attorney, Agent, or Firm*—Lackenbach Siegel LLP

(57) **CLAIM**

The ornamental design for a drip collar, as shown and described.

DESCRIPTION

FIG. 1 is a front elevational view of a drip collar showing our new design.

FIG. 2 is a top plan elevated view thereof.

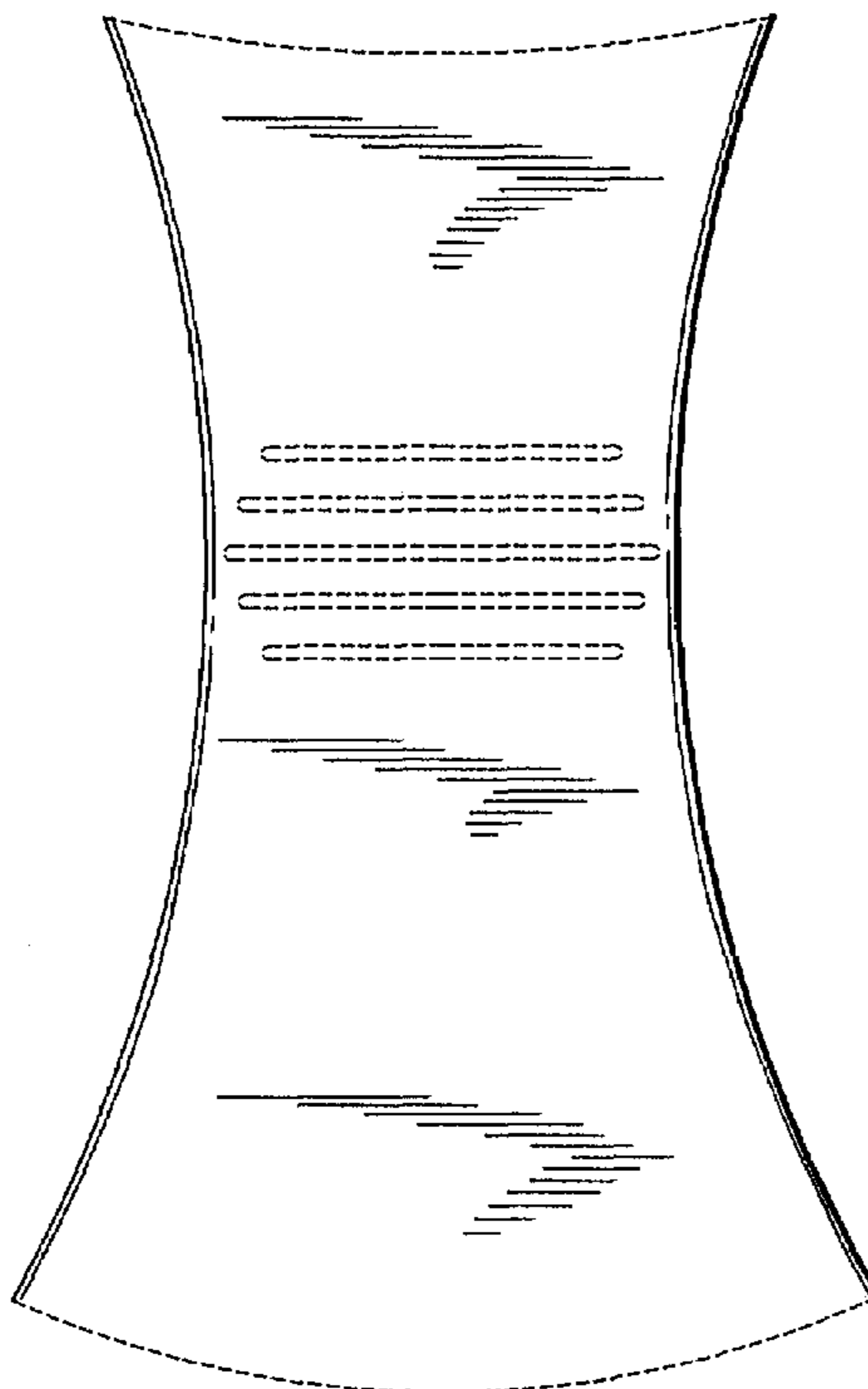
FIG. 3 is a side elevated view of thereof.

FIG. 4 is front perspective view thereof; and,

FIG. 5 is a perspective view of our new design in an alternate position shown in condition of use engaged with a broken line bottle.

The broken line showings of portions of the drip collar as well as environmental structure are for illustrative purposes only and form no part of the claimed design.

1 Claim, 3 Drawing Sheets



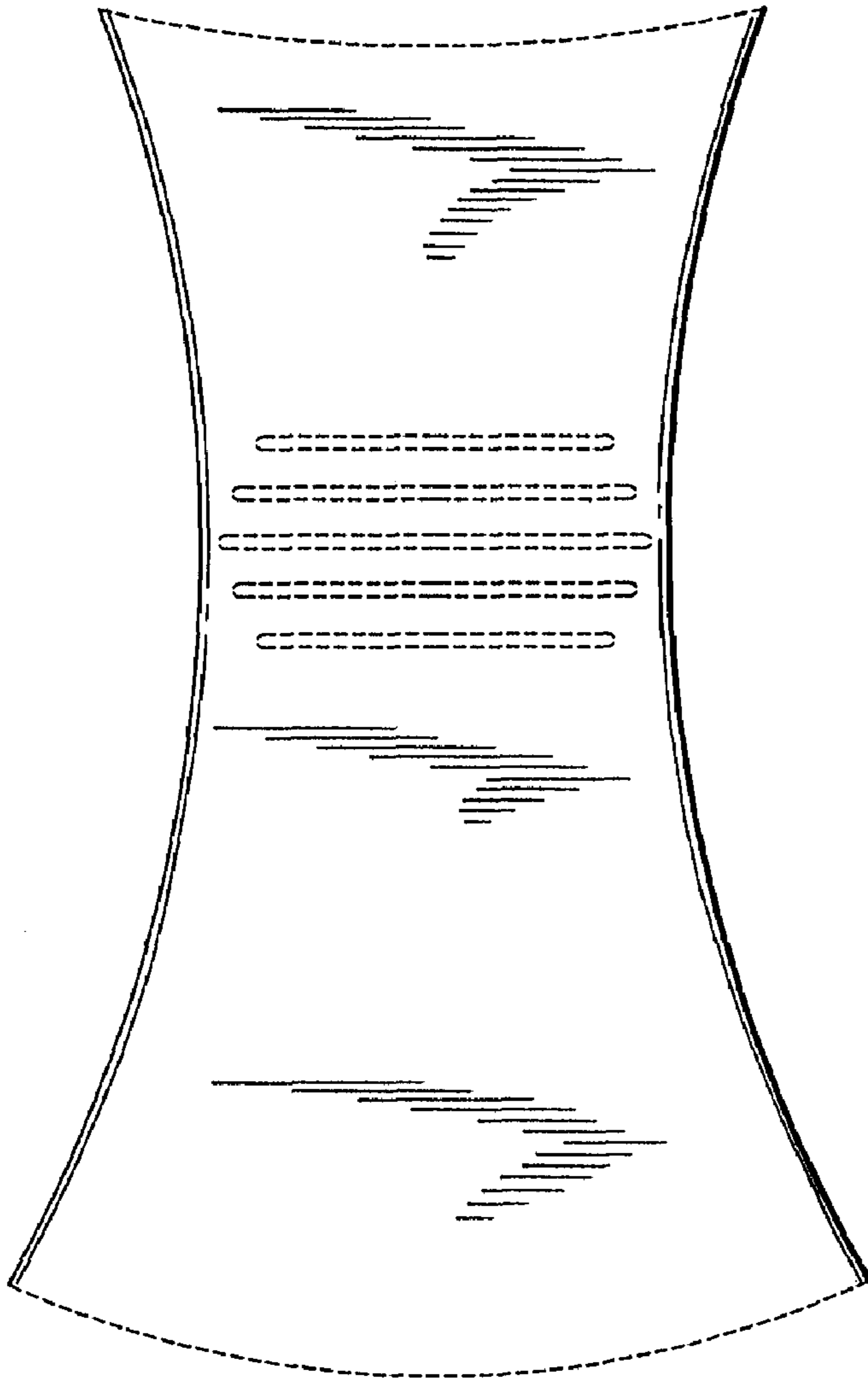


FIG. 1



FIG. 3




FIG. 2

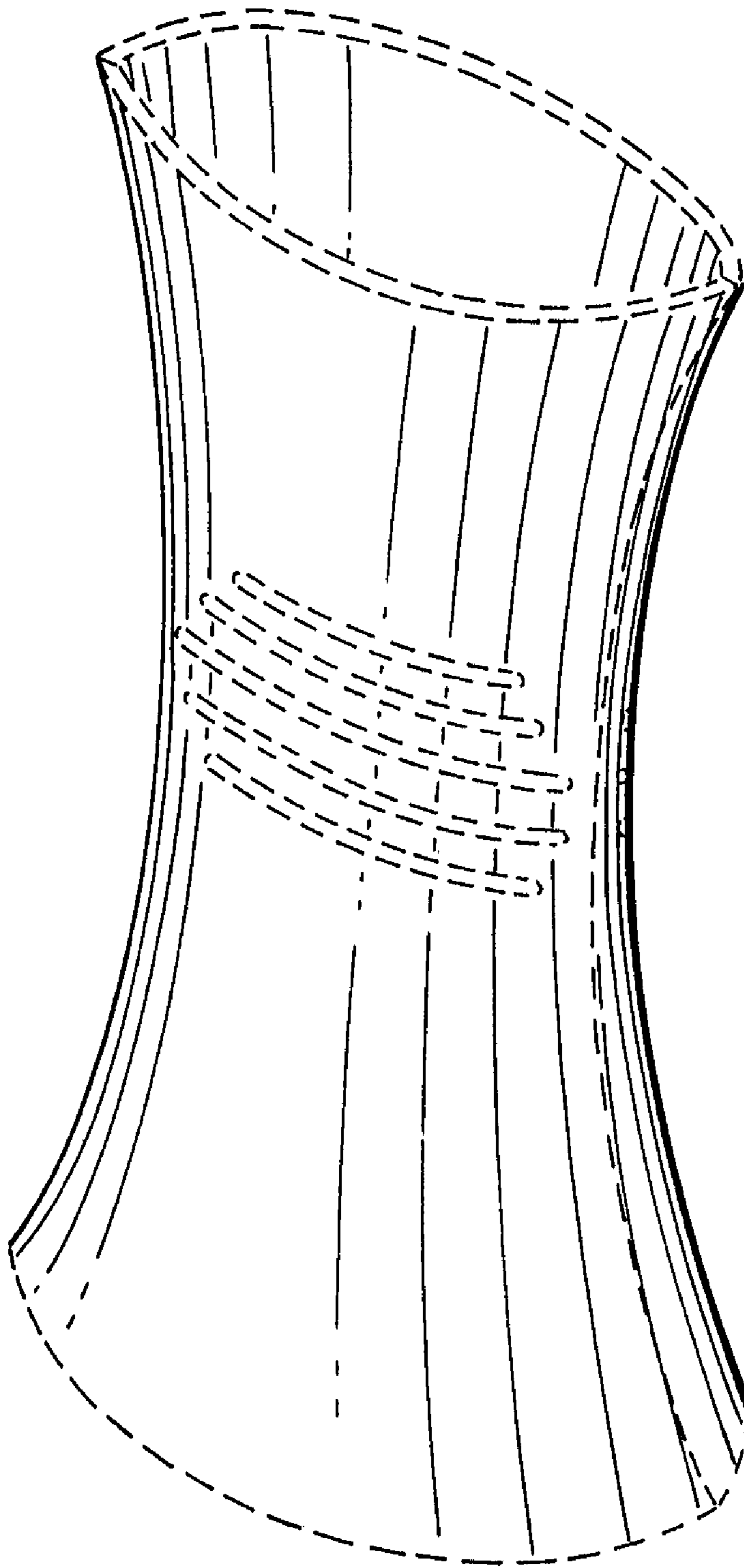


FIG. 4

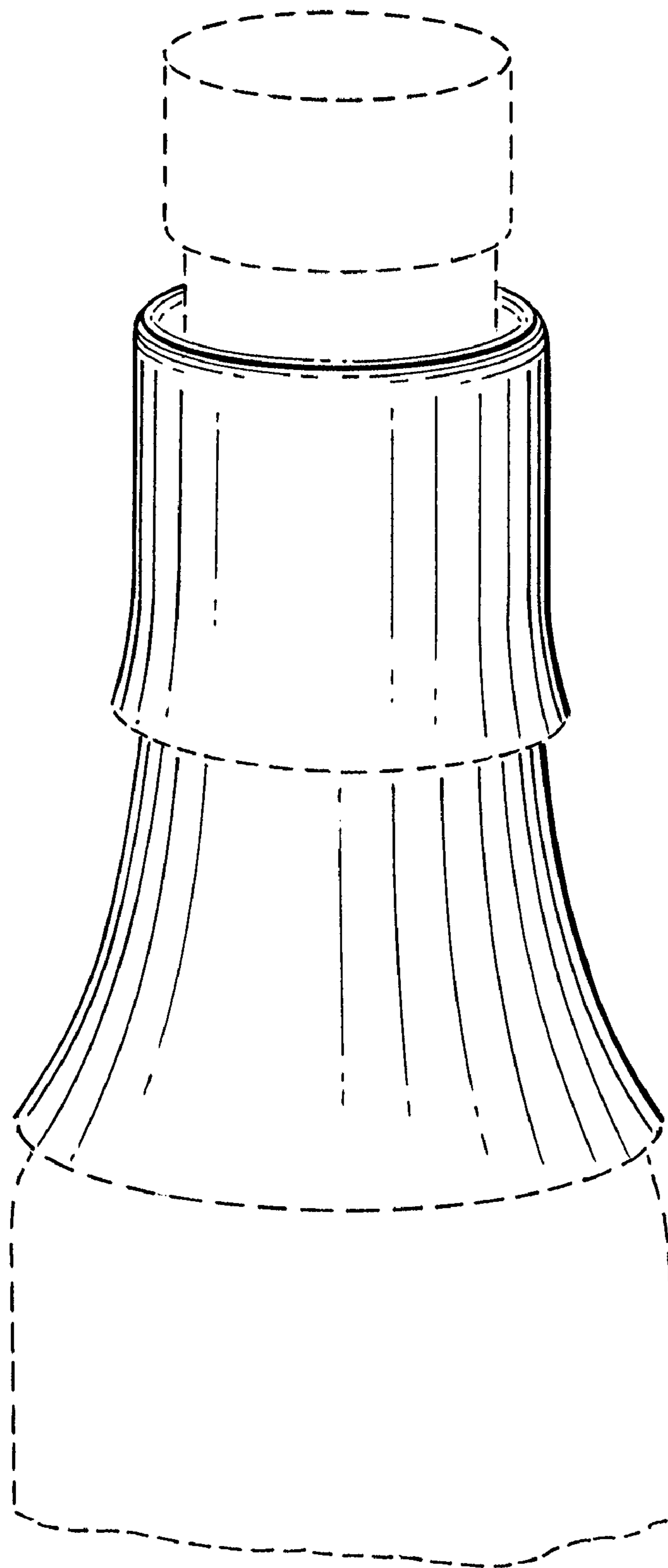


FIG. 5