



US00D563782S

(12) **United States Design Patent**
Benson et al.

(10) **Patent No.: US D563,782 S**
(45) **Date of Patent: ** Mar. 11, 2008**

(54) **CAP FOR A COSMETIC ARTICLE**

(75) Inventors: **Greg J. Benson**, Cokato, MN (US);
Frank J. Lang, Plainfield, IL (US)

(73) Assignee: **Federal Package Network, Inc.**,
Chaska, MN (US)

(**) Term: **14 Years**

(21) Appl. No.: **29/260,483**

(22) Filed: **May 26, 2006**

(51) **LOC (8) Cl.** **09-07**

(52) **U.S. Cl.** **D9/436; D8/356**

(58) **Field of Classification Search** D9/718,
D9/715, 436, 435, 443, 418; 220/751, 212;
215/390, 228; D7/503, 505, 392.1, 538;
D8/395, 394, 383, 382, 356; 73/426; D10/46.2;
383/68

See application file for complete search history.

(56) **References Cited**

U.S. PATENT DOCUMENTS

- D190,204 S * 4/1961 Muller D9/443
- D203,710 S * 2/1966 Woolard D9/450
- 3,240,384 A * 3/1966 Lerner 220/751
- 3,243,074 A * 3/1966 Rindner 220/212
- D273,940 S * 5/1984 Soos et al. D9/436
- D308,471 S * 6/1990 Murai D8/382
- D311,139 S * 10/1990 Butler D9/443

- D312,043 S * 11/1990 van der Tang D9/436
- D422,503 S * 4/2000 Lehn D9/443
- D422,916 S * 4/2000 Herrmann D9/443
- D481,937 S * 11/2003 McRae D9/443
- D538,138 S * 3/2007 Knight D8/356

* cited by examiner

Primary Examiner—Gary D. Watson

Assistant Examiner—Susan Bennett Hattan

(74) *Attorney, Agent, or Firm*—Breiner & Breiner, L.L.C.

(57) **CLAIM**

The ornamental design for a cap for a cosmetic article, as shown and described.

DESCRIPTION

FIG. 1 is a perspective view of the cap of the invention;

FIG. 2 is a front view of the cap of the invention;

FIG. 3 is a back view of the cap of the invention;

FIG. 4 is a side view of the cap of the invention, wherein the opposite side view is a mirror image;

FIG. 5 is a top view of the cap of the invention; and,

FIG. 6 is a perspective view of the cap of the invention shown on a balm applicator body.

The broken lines in the drawings depict environmental subject matter only and form no part of the claimed design.

1 Claim, 1 Drawing Sheet




FIG. 1




FIG. 2

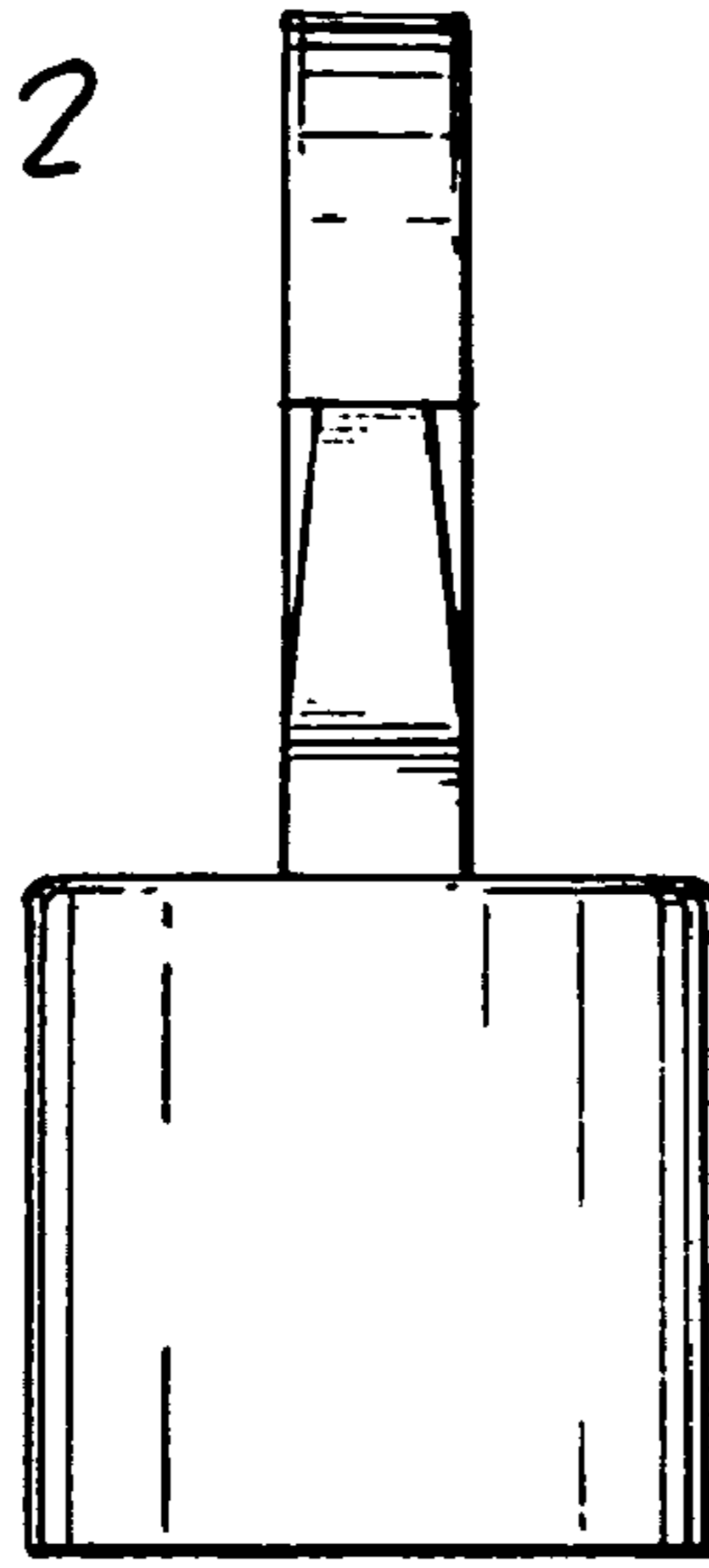


FIG. 3

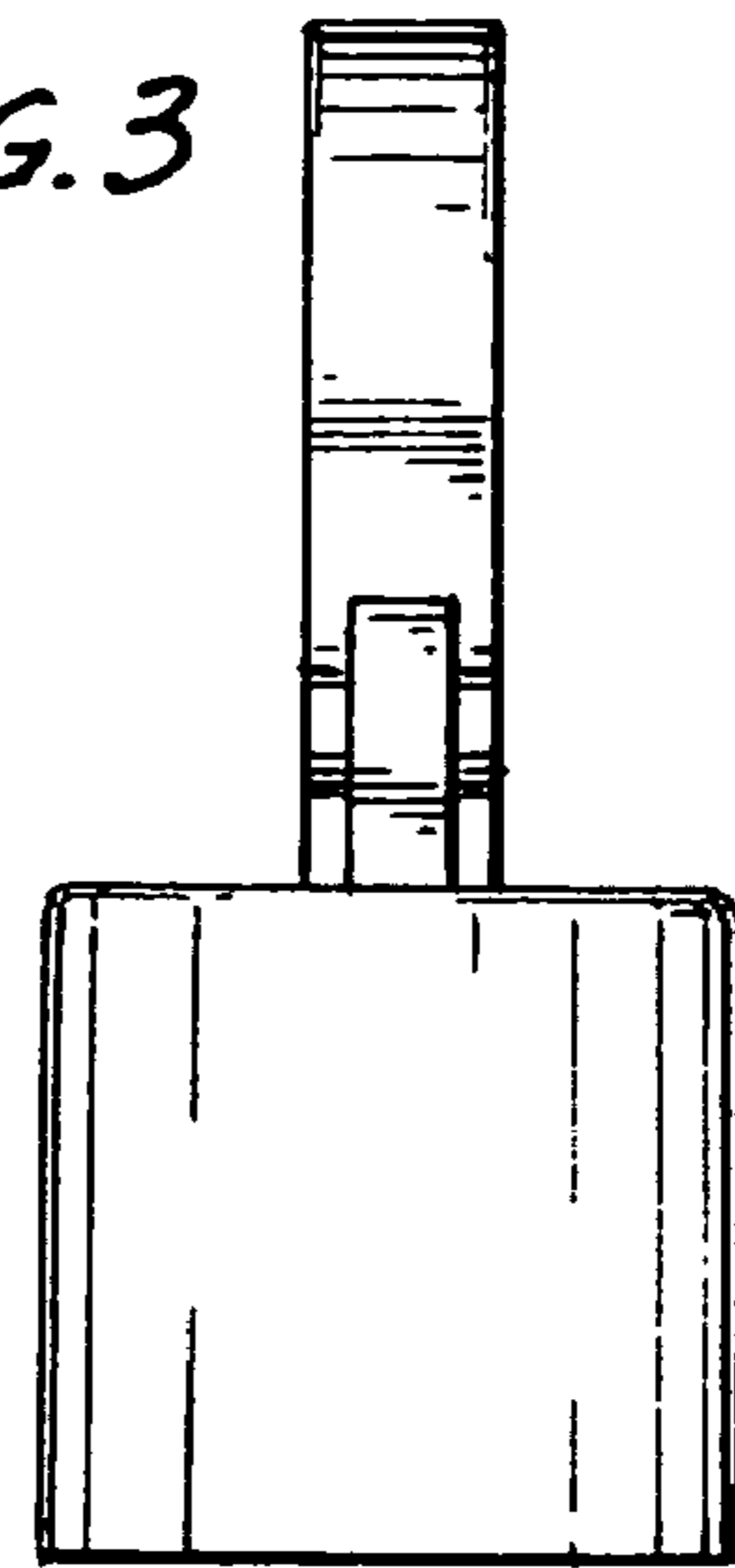


FIG. 4




FIG. 5

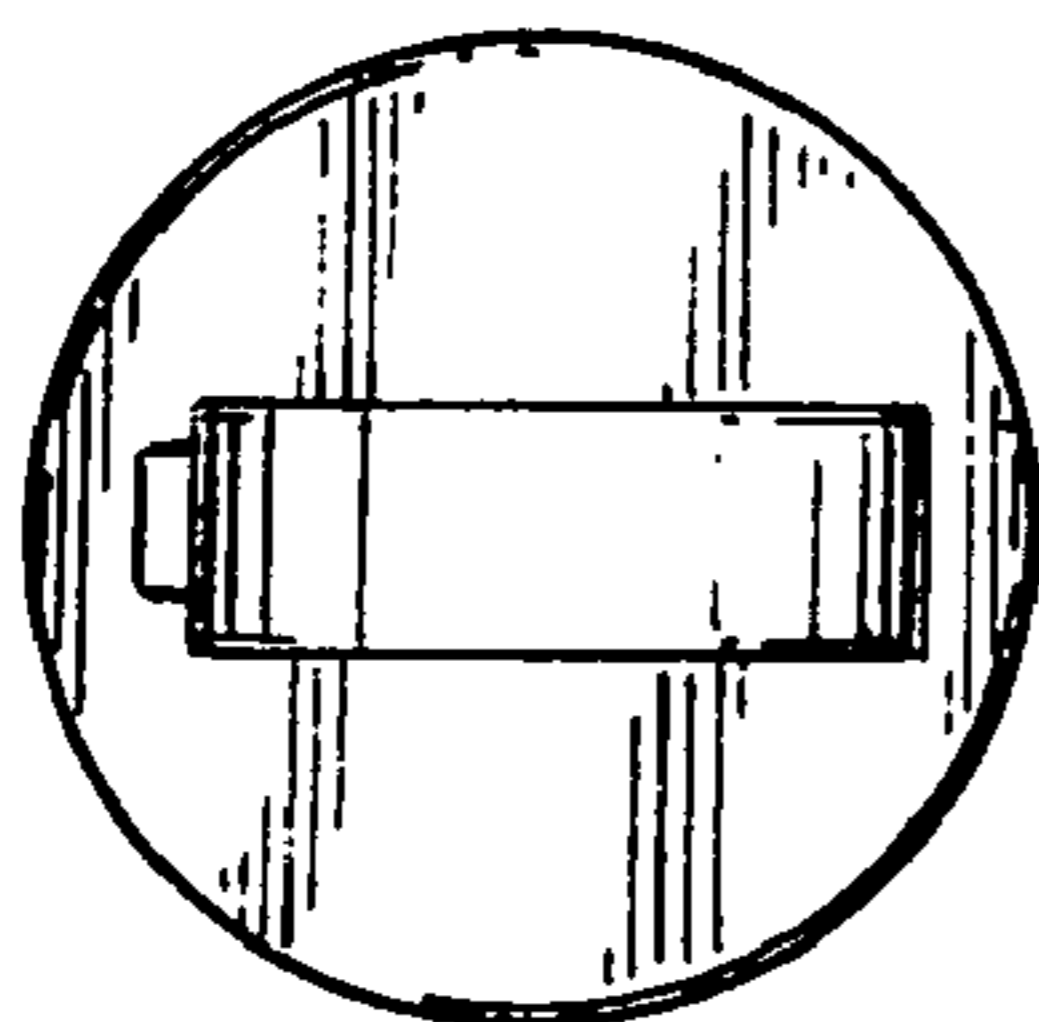


FIG. 6

