



US00D563772S

(12) **United States Design Patent**
Durocher

(10) **Patent No.:** **US D563,772 S**
(45) **Date of Patent:** **** Mar. 11, 2008**

(54) **CABLE TENSIONER**
(75) Inventor: **Mario Durocher**, Mille Isles (CA)
(73) Assignee: **Aquam Aquatic Specialist Inc.**,
Montreal, Quebec (CA)
(**) Term: **14 Years**
(21) Appl. No.: **29/262,709**
(22) Filed: **Jul. 10, 2006**

(51) **LOC (8) Cl.** **08-05**
(52) **U.S. Cl.** **D8/356**
(58) **Field of Classification Search** D8/105,
D8/107, 333, 349, 354, 356, 358, 367, 373,
D8/382, 383, 394-396; D23/261; D26/38;
24/197, 561; 174/153 G; 242/400.1, 405.1,
242/405.2, 600, 816; 248/65, 74.1-74.4,
248/214, 215, 229.26, 201, 302, 204, 316.7,
248/316.8; 439/501; D34/38; 108/57.25
See application file for complete search history.

(56) **References Cited**

U.S. PATENT DOCUMENTS

424,022	A *	3/1890	Park et al.	24/134	R
574,564	A *	1/1897	Nilson	452/187	
805,674	A *	11/1905	Senderling	24/573.11	
925,448	A *	6/1909	Boyden	174/161	R
2,183,435	A *	12/1939	Thornton	294/82.19	
D130,509	S *	11/1941	Shanor	D8/349	
2,420,363	A	5/1947	Espenas	287/60	
2,420,364	A	5/1947	Espenas	287/60	
D157,122	S *	2/1950	Blake et al.	D8/349	
2,715,012	A	8/1955	Huber	254/67	
3,081,116	A	3/1963	Weiner et al.	287/60	
D199,087	S *	9/1964	Rogeres	D8/349	
3,234,615	A *	2/1966	Martinez	24/573.11	
D236,584	S *	9/1975	Svahn et al.	D8/349	
3,960,359	A	6/1976	Svahn et al.	254/67	
D241,005	S *	8/1976	Asano	D8/349	
D241,814	S *	10/1976	Fredriksson	D8/355	
4,198,174	A	4/1980	Borowiec et al.	403/44	
D256,984	S *	9/1980	Leppanen	D8/349	

4,525,900	A	7/1985	Mueller et al.	24/68	
4,606,096	A	8/1986	Wood et al.	24/68	
5,702,196	A *	12/1997	Petercsak	403/46	
5,771,751	A	6/1998	Schwarzlich	74/502.6	
5,792,196	A	8/1998	Cooper et al.	607/17	
5,906,450	A	5/1999	Ng	403/46	
6,497,528	B2	12/2002	Hattan	403/43	
D487,015	S *	2/2004	Kalbach	D8/382	
6,902,342	B1 *	6/2005	Ditzler	403/78	
D531,014	S *	10/2006	Arakawa	D8/383	
2002/0116821	A1	8/2002	Hattan	29/896.7	

FOREIGN PATENT DOCUMENTS

CA 413400 6/1943

(Continued)

Primary Examiner—T. Chase Nelson
Assistant Examiner—Karen Acker
(74) *Attorney, Agent, or Firm*—Roberts & Roberts, LLP

(57) **CLAIM**

The ornamental design for a cable tensioner, as shown and described.

DESCRIPTION

FIG. 1 is a perspective view of the cable tensioner according to the invention. The hook rendered in broken line in this view shows the cable tensioner in condition of use and forms no part of the claimed design.

FIG. 2 is a top view thereof.

FIG. 3 is a right side view thereof.

FIG. 4 is a left side view thereof.

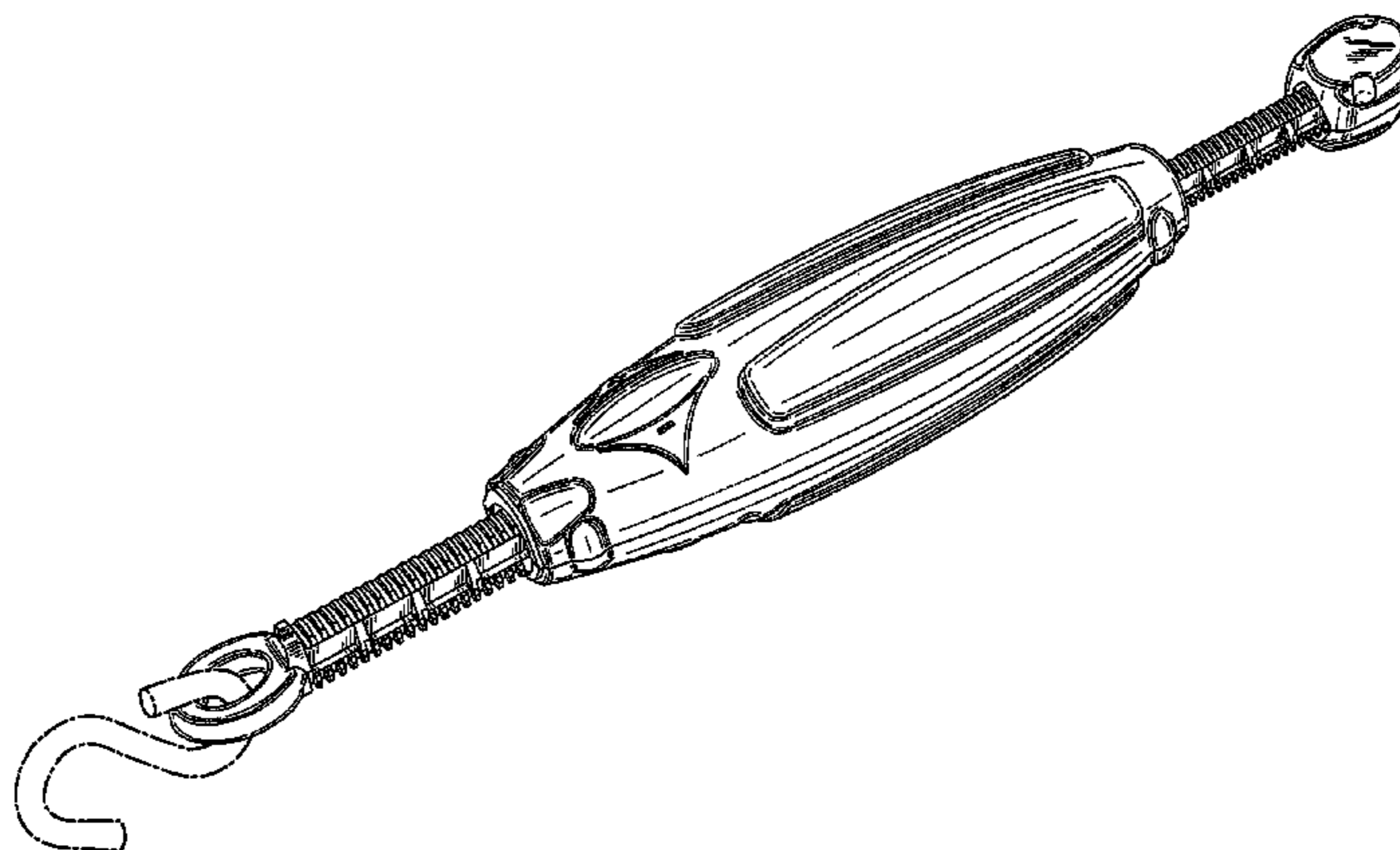
FIG. 5 is a bottom view thereof.

FIG. 6 is a view of one end thereof, which has been magnified for clarity; and,

FIG. 7 is a view of an opposite end thereof which has been magnified for clarity.

The end of the cable tensioner is shown in an alternative position relative to the base of the cable tensioner in the FIGS. 3 and 4 views from that shown in FIG. 6.

1 Claim, 4 Drawing Sheets



US D563,772 S

Page 2

FOREIGN PATENT DOCUMENTS					
			SU	581347	11/1977
			SU	631430	11/1978
JP	8093732	4/1996	SU	1099147	6/1984
JP	9028942	2/1997	SU	1377483	2/1988
SE	520870	9/2003			
SU	1682687	10/1971			

* cited by examiner

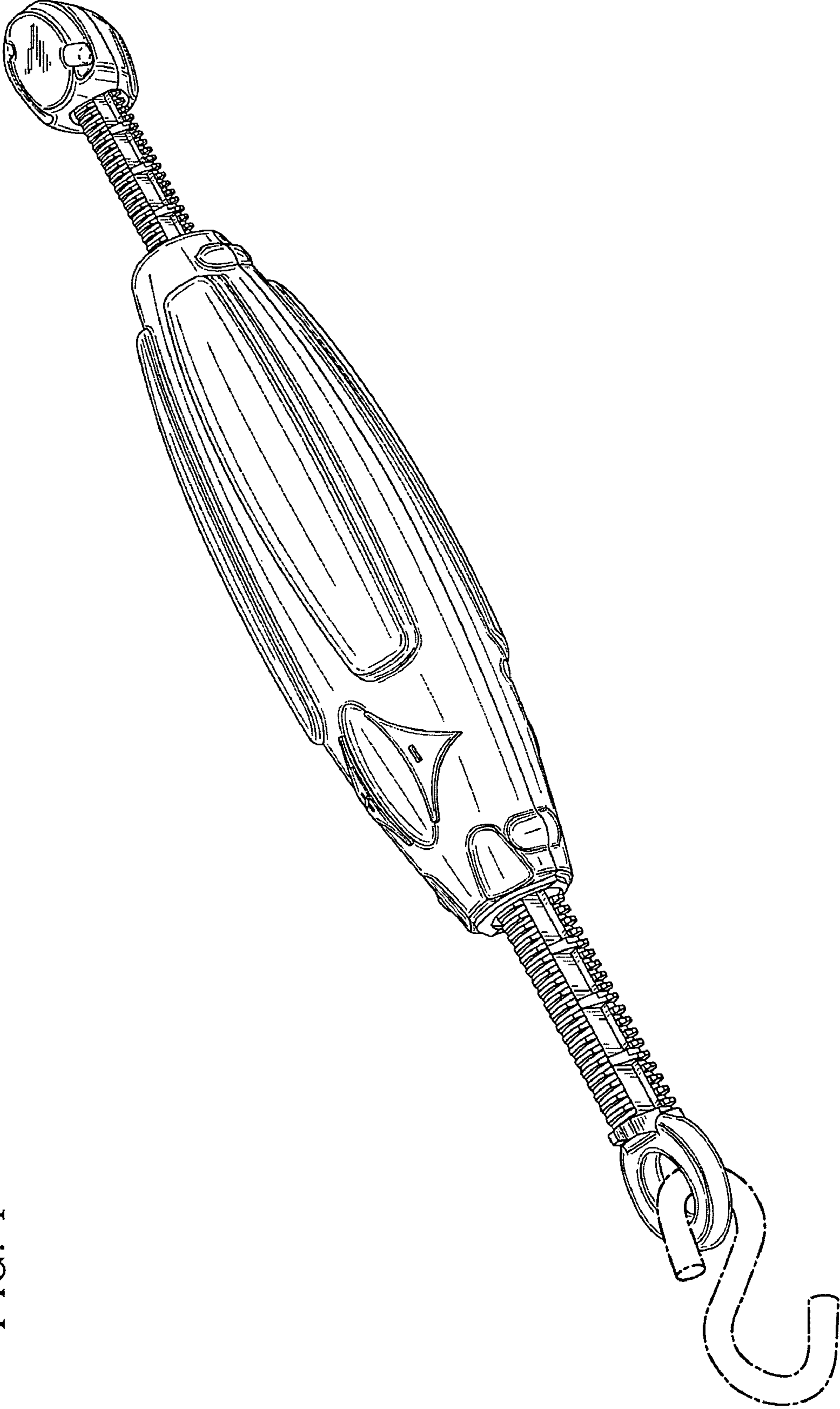


FIG. 1

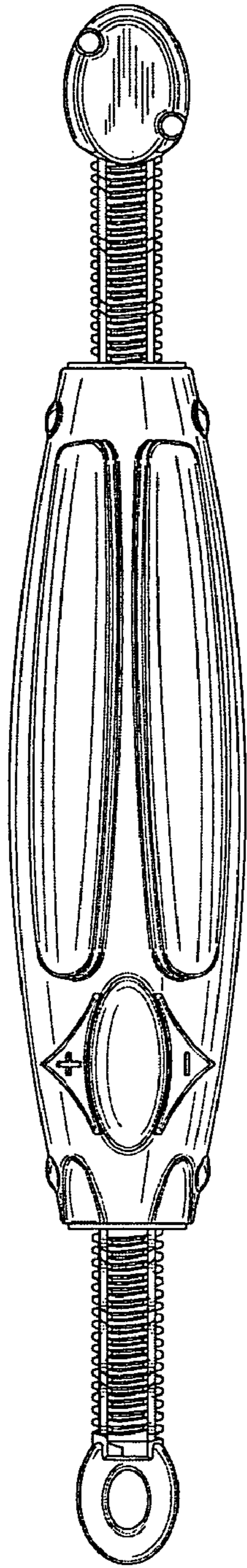


FIG. 2

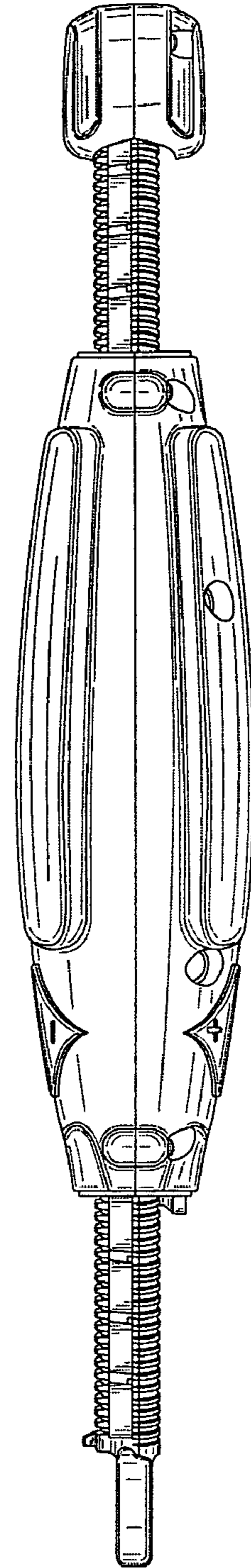


FIG. 3

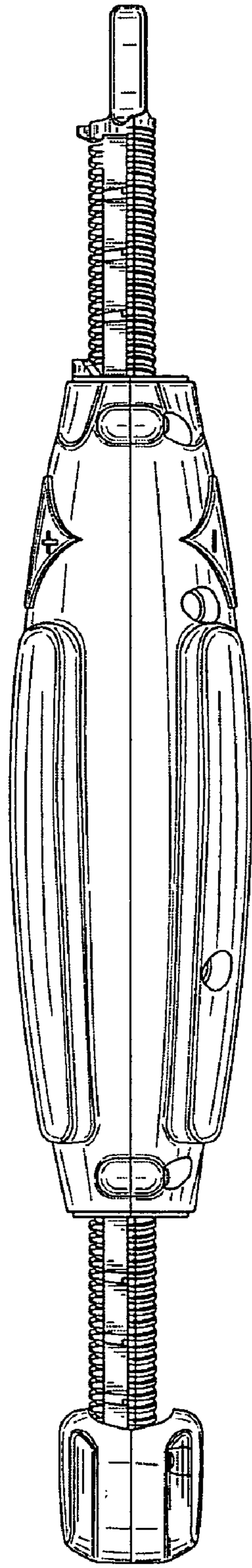


FIG. 4

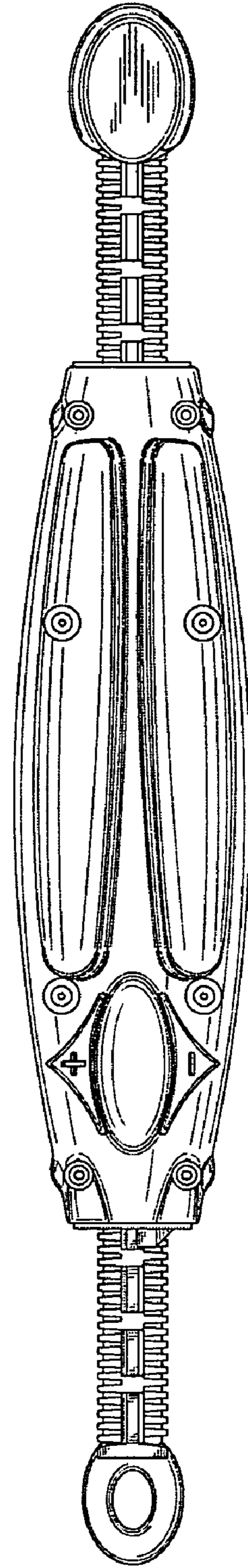


FIG. 5

FIG. 7

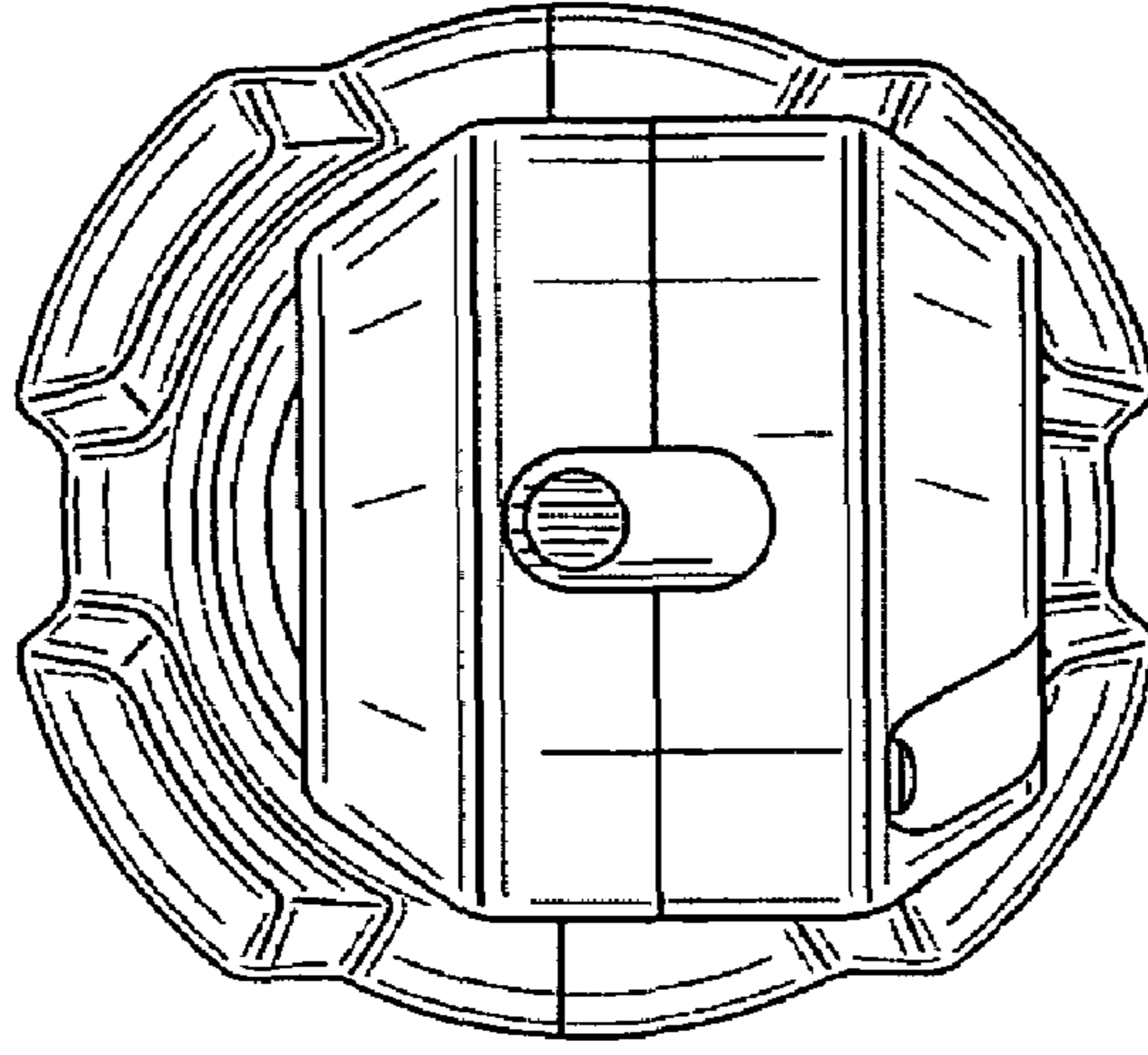


FIG. 6

