



US00D563770S

(12) **United States Design Patent**  
**Payne, Jr.**

(10) **Patent No.:** **US D563,770 S**  
(45) **Date of Patent:** **\*\* Mar. 11, 2008**

(54) **ACOUSTICAL MOUNTING BRACKET FOR ATTACHING CEILING SUSPENSION TO FLOOR JOISTS**

(75) Inventor: **Stephen W. Payne, Jr.**, Wildwood, IL (US)

(73) Assignee: **USG Interiors, Inc.**, Chicago, IL (US)

(\*\*) Term: **14 Years**

(21) Appl. No.: **29/270,388**

(22) Filed: **Dec. 21, 2006**

(51) **LOC (8) Cl.** ..... **08-05**

(52) **U.S. Cl.** ..... **D8/354**

(58) **Field of Classification Search** ..... D8/349,  
D8/354, 373, 380; 248/317, 300, 200  
See application file for complete search history.

(56) **References Cited**

**U.S. PATENT DOCUMENTS**

- 3,390,856 A \* 7/1968 Van Buren, Jr. .... 248/317
- 3,402,909 A \* 9/1968 Ely, Jr. .... 248/317
- D423,909 S \* 5/2000 Hartin ..... D8/349

D483,651 S \* 12/2003 Sander ..... D8/349  
\* cited by examiner

*Primary Examiner*—Holly H. Baynham  
(74) *Attorney, Agent, or Firm*—Greer, Burns & Crain, Ltd.;  
David F. Janci; Pradip K. Sahu

(57) **CLAIM**

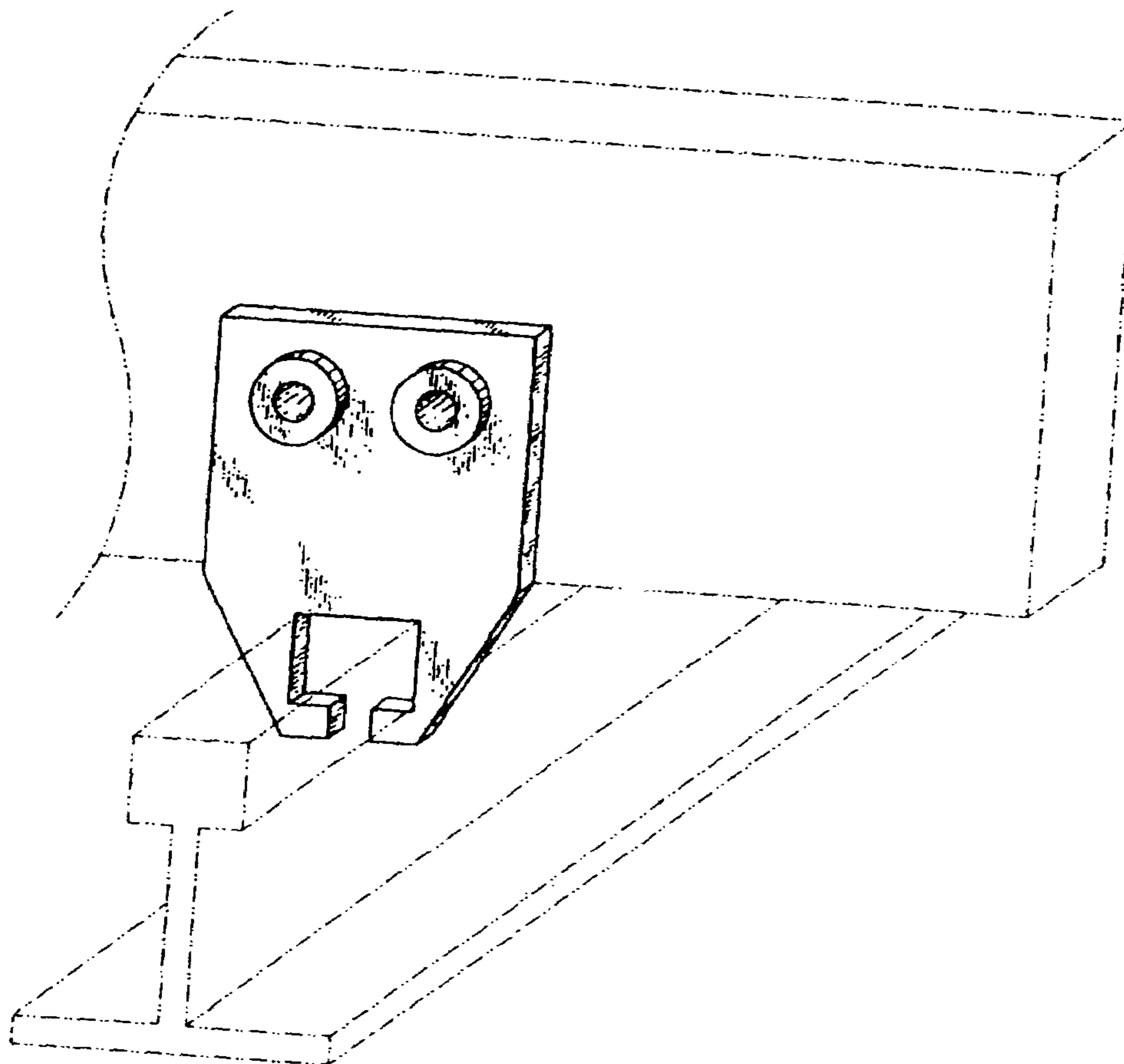
The ornamental design for an acoustical mounting bracket for attaching ceiling suspension to floor joists, as shown and described.

**DESCRIPTION**

FIG. 1 is a top perspective view of the present bracket; FIG. 2 is a front view of same, the rear being identical; FIG. 3 is a right side view of the bracket of FIG. 2, the left side being identical; FIG. 4 is a top view of the bracket of FIG. 2; and, FIG. 5 is a bottom view of same.

The subject matter in broken lines in FIG. 1 are provided for environmental purposes only and are not considered part of the claimed invention.

**1 Claim, 1 Drawing Sheet**



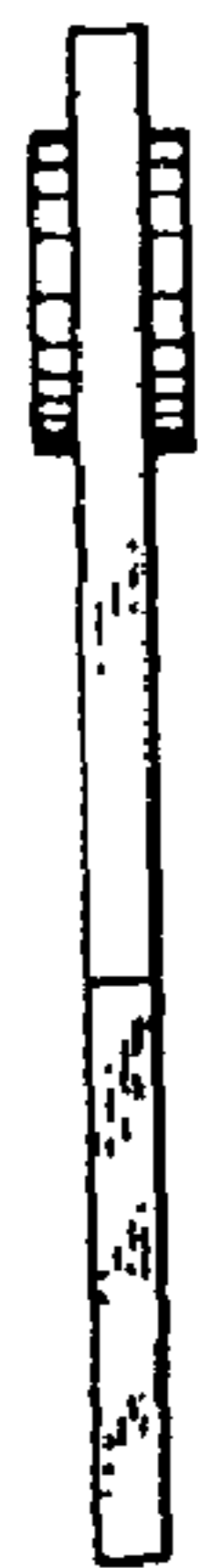
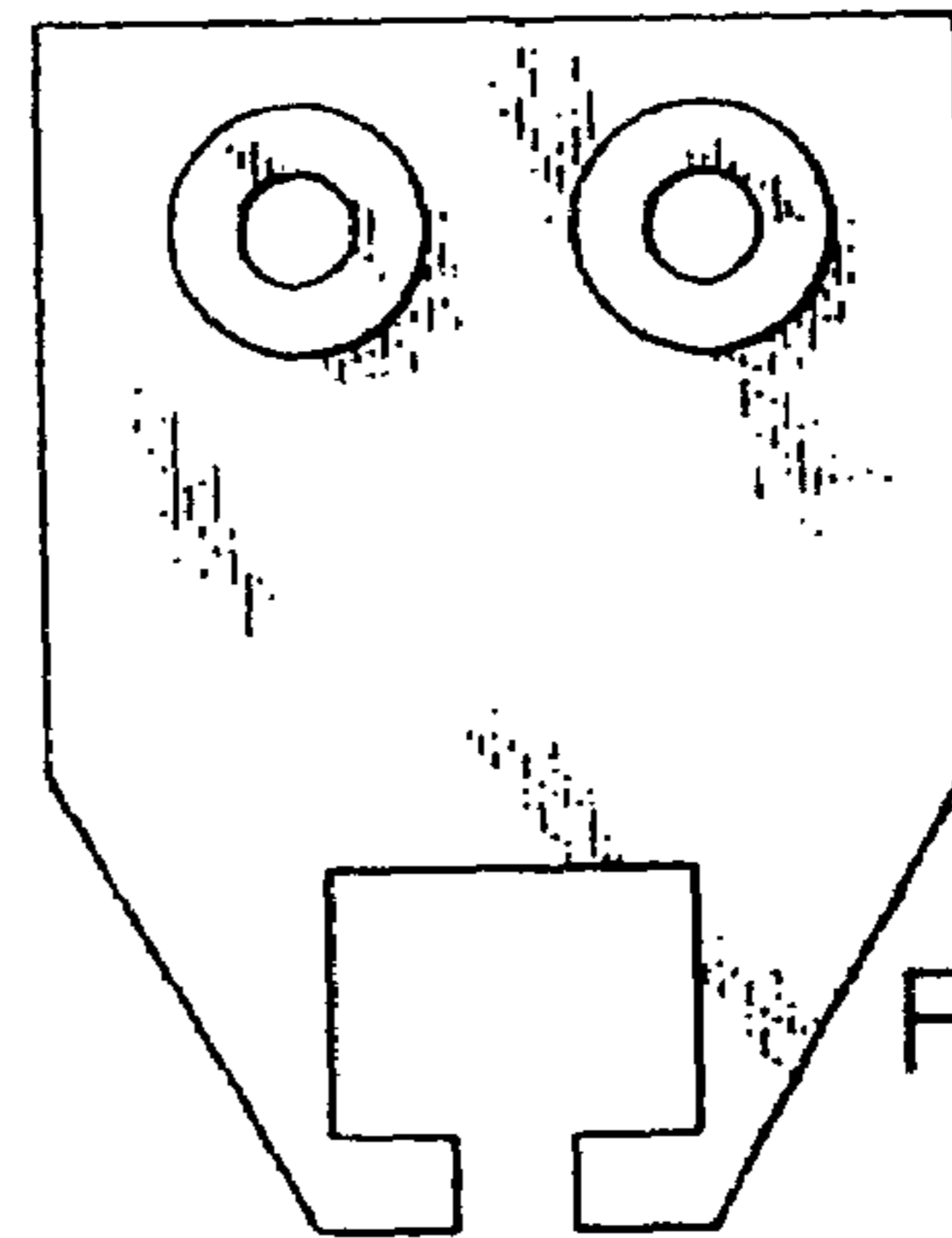
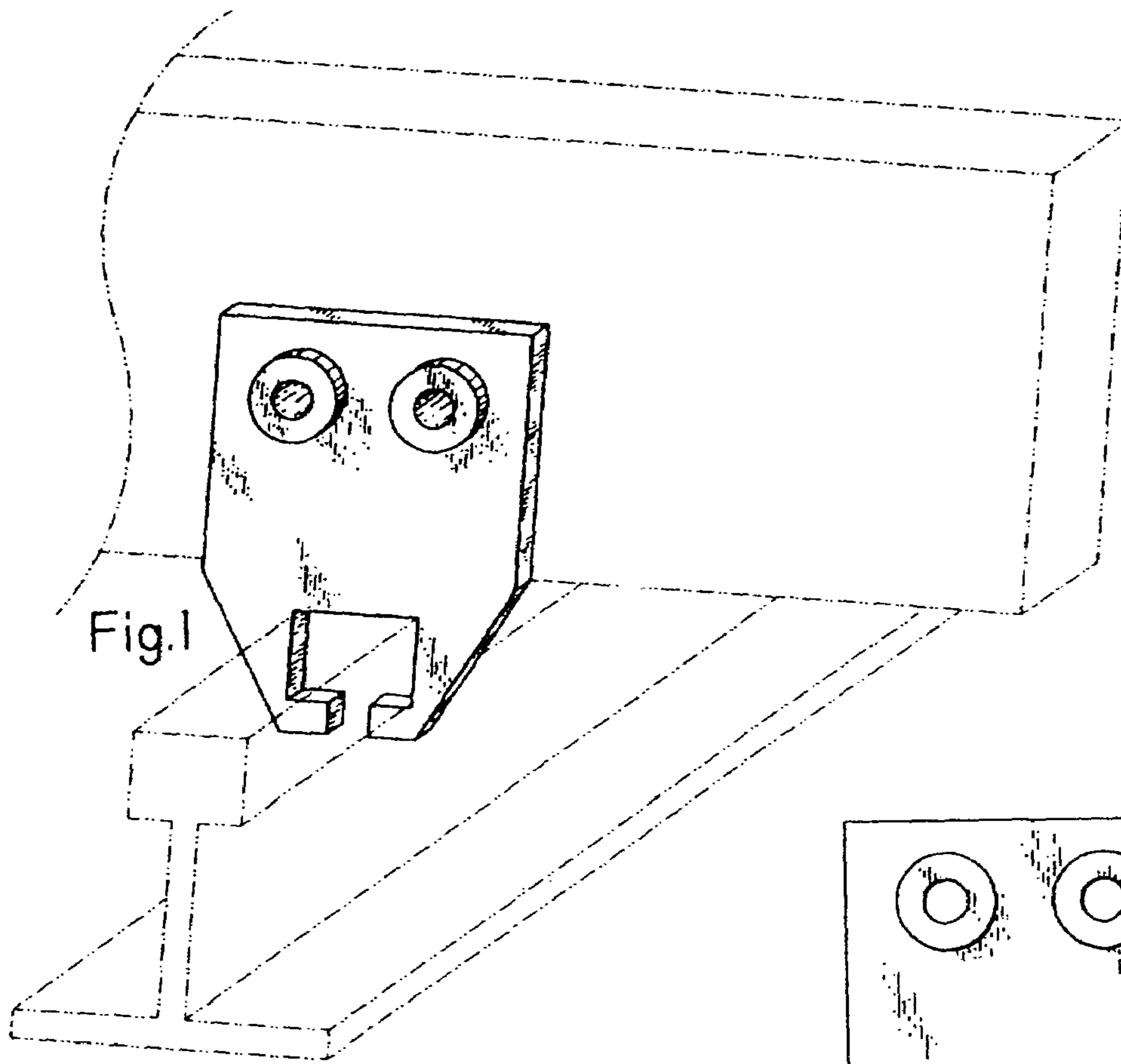


Fig. 4



Fig. 5