

US00D563762S

(12) **United States Design Patent**  
**Spencer, Jr.**

(10) **Patent No.:** **US D563,762 S**  
(45) **Date of Patent:** **\*\* Mar. 11, 2008**

(54) **PULL**

(75) **Inventor:** **William H. Spencer, Jr.**, Burlington,  
NC (US)

(73) **Assignee:** **Liberty Hardware Mfg. Corp.**,  
Winston-Salem, NC (US)

(\*\*) **Term:** **14 Years**

(21) **Appl. No.:** **29/286,054**

(22) **Filed:** **Apr. 20, 2007**

(51) **LOC (8) Cl.** ..... **08-06**

(52) **U.S. Cl.** ..... **D8/316**

(58) **Field of Classification Search** ..... D8/300,  
D8/302, 305, 307, 310-312, 315-321, DIG. 1,  
D8/DIG. 2; D7/393, 394, 318; D23/250-254,  
D23/303, 305; D6/549; D15/89; 292/347,  
292/336.3; 200/336, 341; 16/441, 118,  
16/110 R, 111 R, DIG. 19, DIG. 20, 110.1,  
16/412, 414-420, 443-446; 211/16  
See application file for complete search history.

(56) **References Cited**

**U.S. PATENT DOCUMENTS**

D319,962 S \* 9/1991 Cousins ..... D8/306

D344,007 S \* 2/1994 Jans ..... D8/316  
D350,273 S \* 9/1994 Jans ..... D8/317  
D356,485 S \* 3/1995 Off ..... D8/317  
6,003,202 A \* 12/1999 Dauterive ..... 16/429

\* cited by examiner

*Primary Examiner*—Stella M. Reid

*Assistant Examiner*—Mark Goodwin

(74) *Attorney, Agent, or Firm*—Edgar A. Zarins; Lloyd D.  
Doigan

(57) **CLAIM**

The ornamental design for a pull, as shown and described.

**DESCRIPTION**

FIG. 1 is a perspective view of a pull showing my new design;

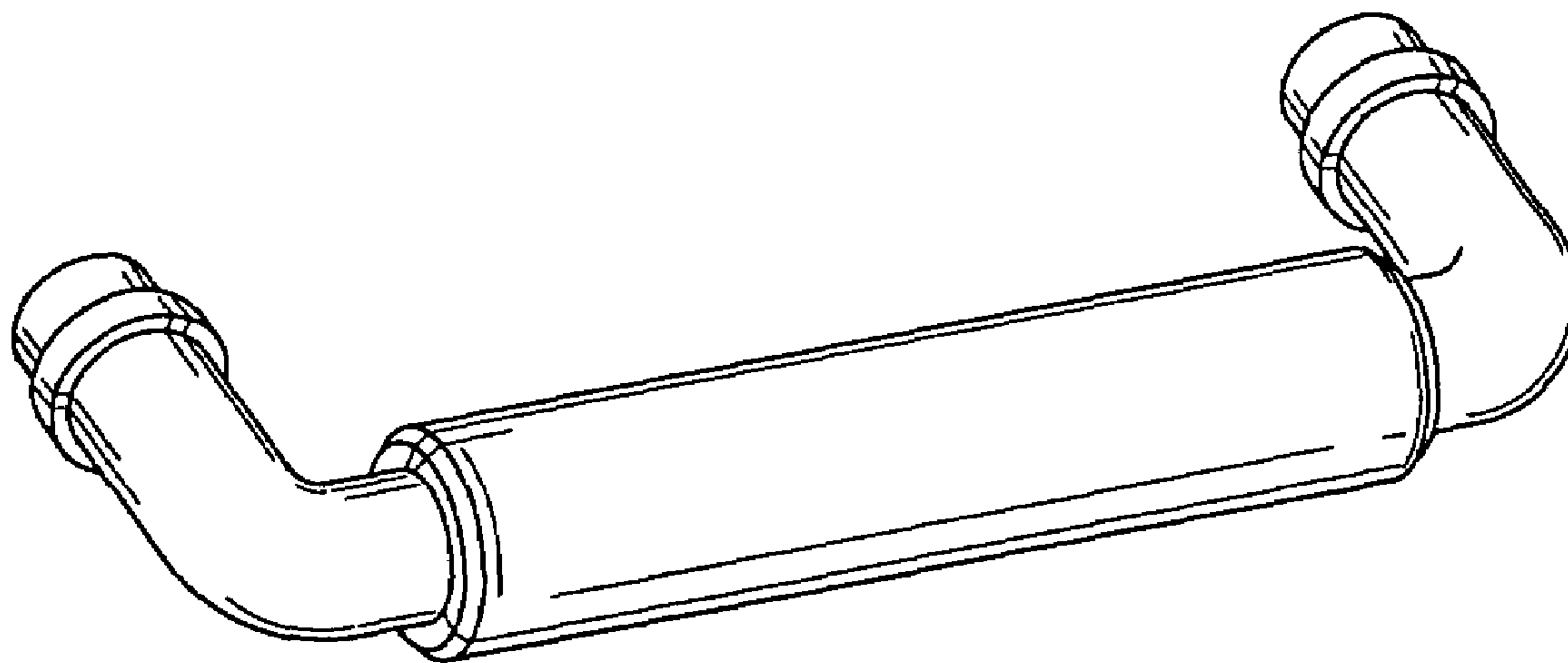
FIG. 2 is a top plan view thereof, the opposite side being a mirror image of the side shown;

FIG. 3 is a front elevational view thereof; and,

FIG. 4 is a front end view thereof, the opposite end being a mirror image of the end shown.

All views of the claim not shown form no part of the claimed design.

**1 Claim, 1 Drawing Sheet**






Fig-1

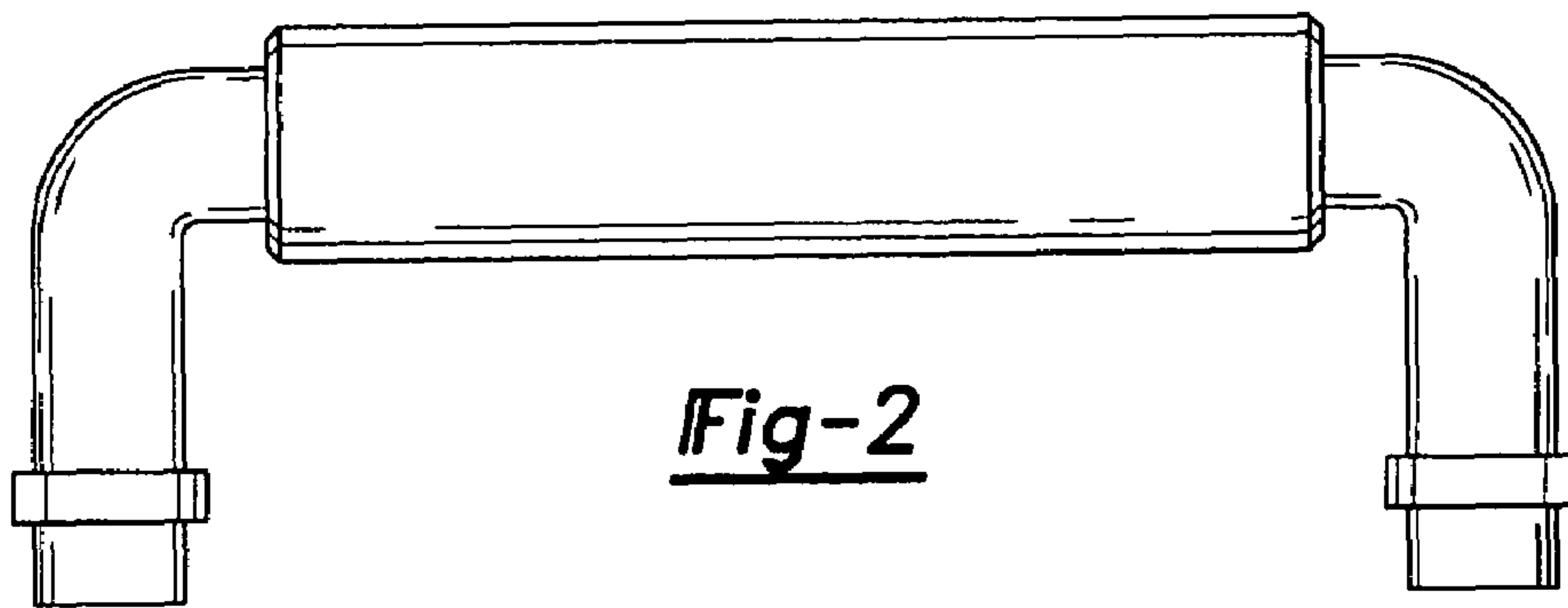


Fig-2




Fig-3

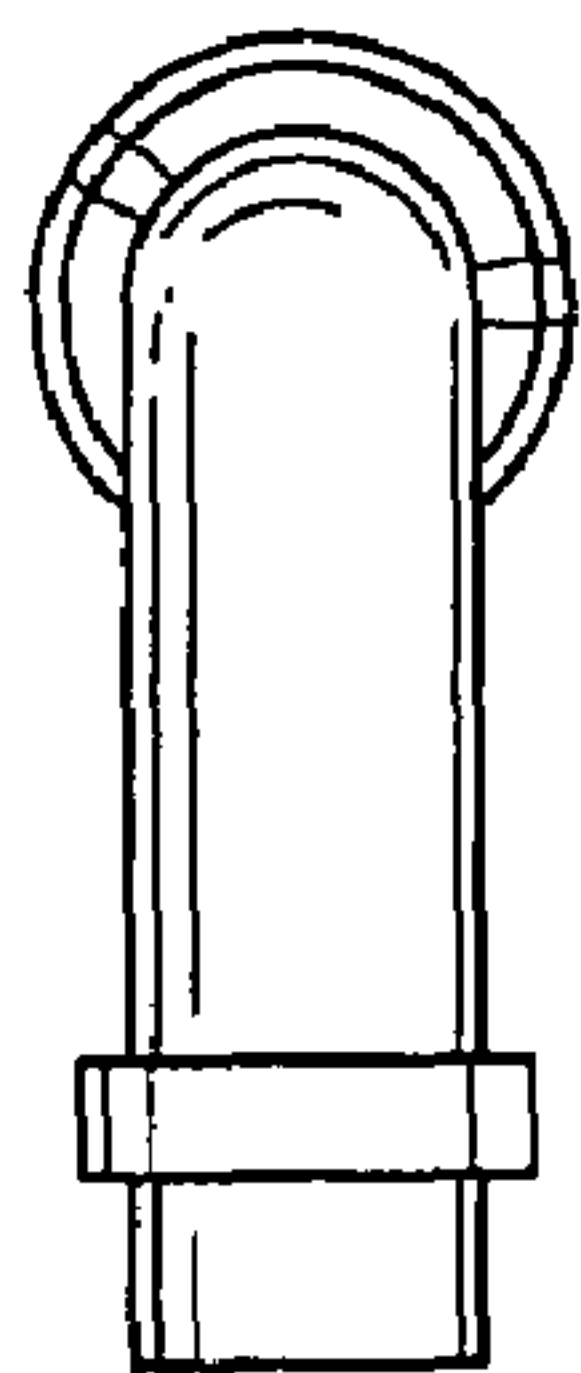


Fig-4