

US00D563752S

(12) **United States Design Patent**
Fach

(10) **Patent No.:** **US D563,752 S**

(45) **Date of Patent:** **** Mar. 11, 2008**

(54) **TOOL HANDLE**

(75) Inventor: **Axel Fach**, Remscheid (DE)

(73) Assignee: **VP Werkzeuge GmbH**, Remscheid (DE)

(**) Term: **14 Years**

(21) Appl. No.: **29/275,908**

(22) Filed: **Jan. 10, 2007**

(30) **Foreign Application Priority Data**

Jul. 10, 2006 (EM) 000 558 234

(51) **LOC (8) Cl.** **08-04**

(52) **U.S. Cl.** **D8/83; D8/107**

(58) **Field of Classification Search** D4/129,
D4/138; D8/82-87, 107, 303; D21/777,
D21/771; D24/147, 133, 127; D32/15, 17,
D32/24, 25, 38, 39; 16/110.1; 81/177.1,
81/177.4, 436, 348, 439, 440, 489, 117.1,
81/480

See application file for complete search history.

(56) **References Cited**

U.S. PATENT DOCUMENTS

1,711,062 A * 4/1929 Purinton 72/479
D146,898 S * 6/1947 Daniels D8/83
D256,547 S * 8/1980 Holland-Letz D8/83
D310,011 S * 8/1990 Holland-Letz D8/82
5,437,212 A * 8/1995 Thompson et al. 81/63.1
D386,063 S * 11/1997 Badiali D8/107
D445,658 S * 7/2001 Dierolf D8/83

D452,423 S * 12/2001 Shimansky D8/83
D454,770 S * 3/2002 Chang D8/107
D456,686 S * 5/2002 Holland-Letz D8/83
D463,243 S * 9/2002 Lisle et al. D8/107
D475,268 S * 6/2003 Lisle et al. D8/107
6,629,338 B2 * 10/2003 Dierolf et al. 16/430
D482,590 S * 11/2003 Lisle et al. D8/107
D487,690 S * 3/2004 Hu D8/83
6,749,790 B1 * 6/2004 Lieser et al. 264/279
D523,315 S * 6/2006 Kienzler D8/83
D525,850 S * 8/2006 Huang D8/83
2005/0098002 A1 * 5/2005 Holland-Letz 81/451
2005/0178251 A1 * 8/2005 Holland-Letz 81/438
2005/0247587 A1 * 11/2005 Holland-Letz 206/373

* cited by examiner

Primary Examiner—Cathron Brooks

Assistant Examiner—Barbara Fox

(74) *Attorney, Agent, or Firm*—Gundrun E. Huckett

(57) **CLAIM**

The ornamental design for a tool handle, as shown.

DESCRIPTION

FIG. 1 is a side view of my tool handle;

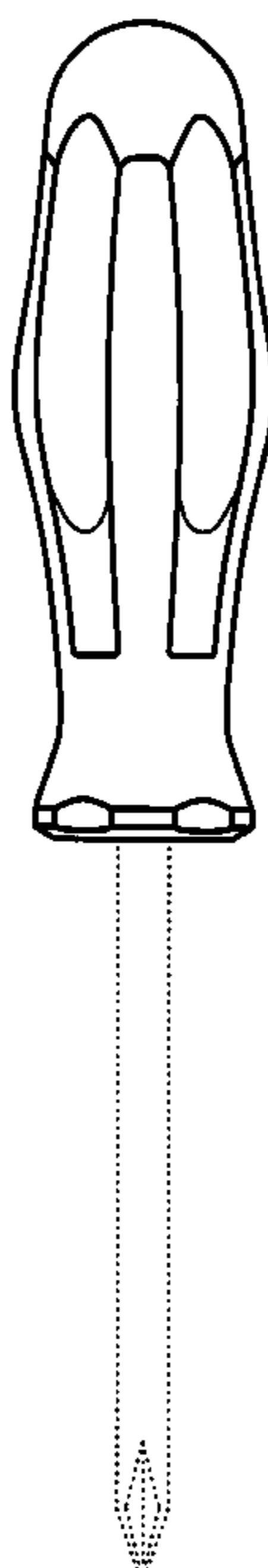
FIG. 2 is an end view of my tool handle;

FIG. 3 is a side view of a modification of my tool handle;
and,

FIG. 4 is an end view of my tool handle according to FIG.
3.

The portions of the article shown in broken lines form no
part of the claimed design.

1 Claim, 2 Drawing Sheets



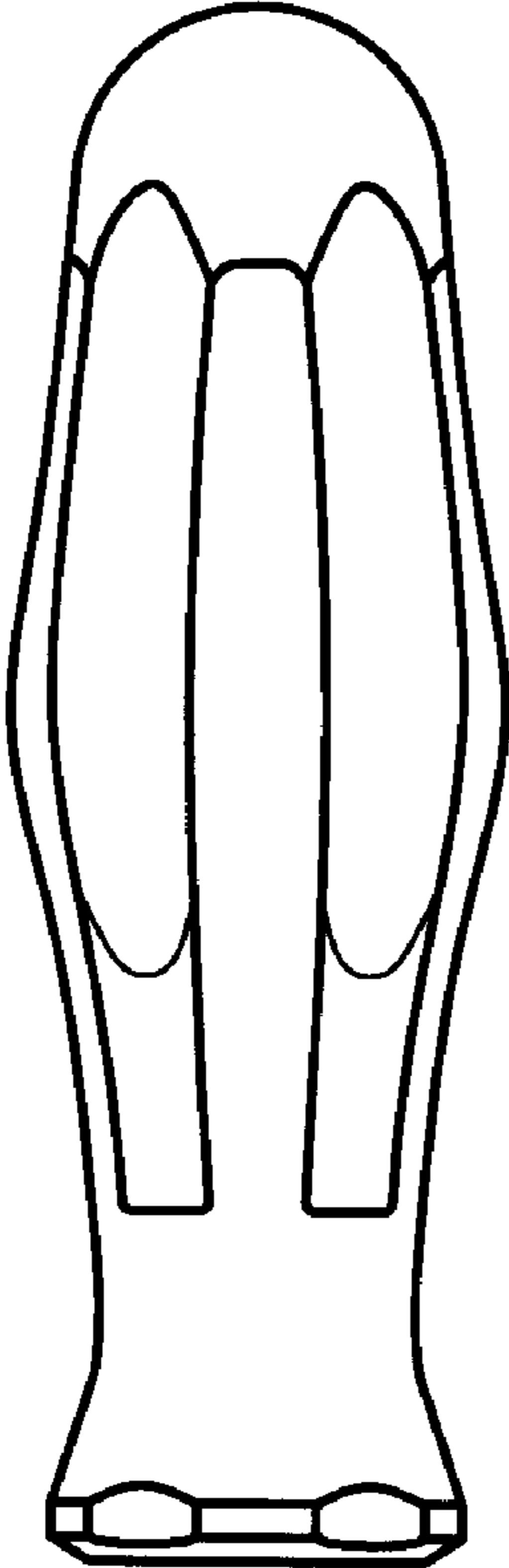


Fig. 1

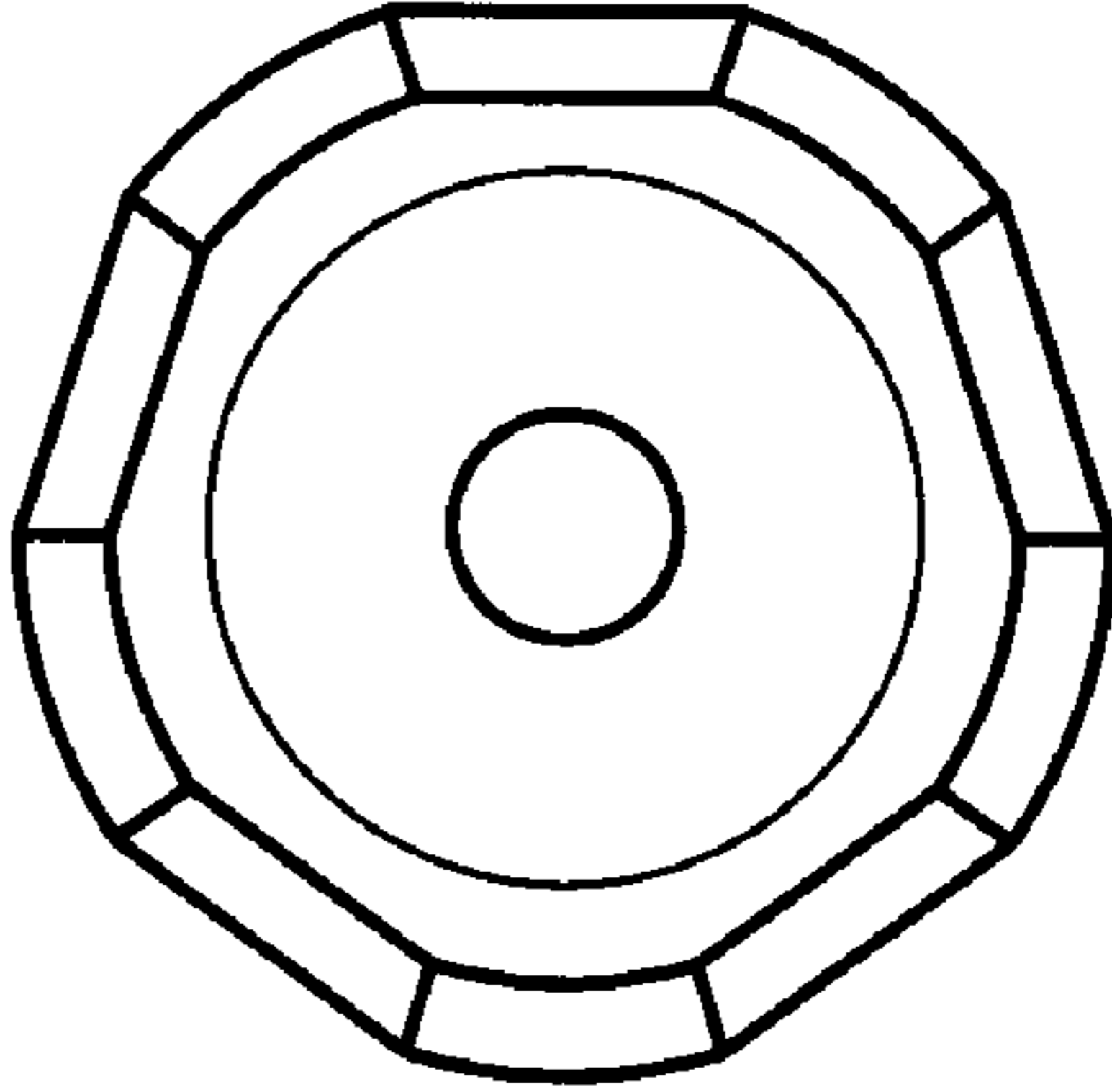


Fig. 2

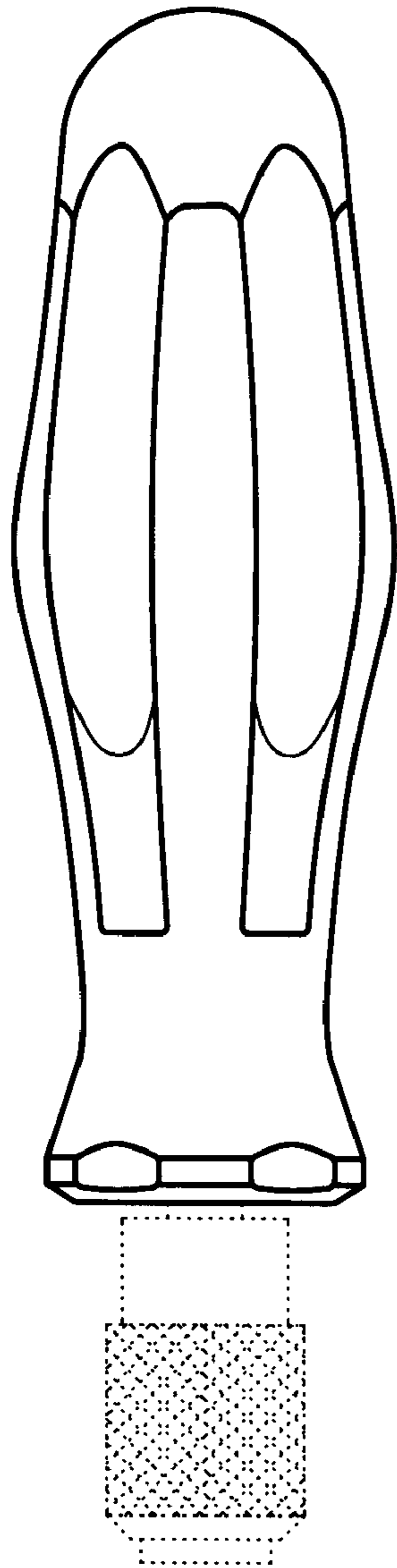


Fig. 3

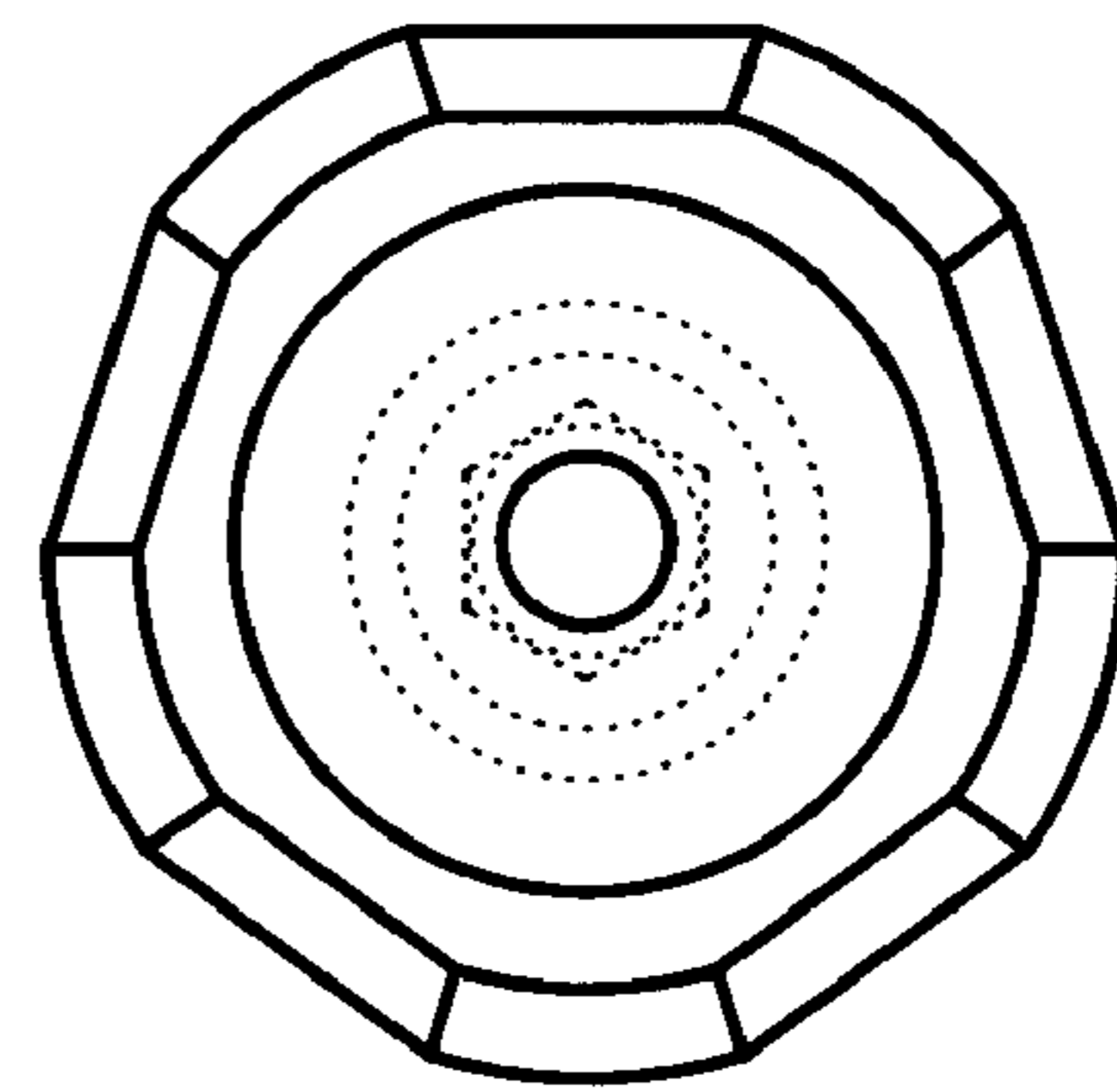


Fig. 4