



US00D563750S

(12) **United States Design Patent**  
**Peters**

(10) **Patent No.:** **US D563,750 S**

(45) **Date of Patent:** **\*\* Mar. 11, 2008**

(54) **UNIVERSAL SHANK FOR TOOLS**

(75) Inventor: **Michael P. Peters**, Lutherville, MD  
(US)

(73) Assignee: **Black & Decker Inc.**, Newark, DE  
(US)

(\*\*) Term: **14 Years**

(21) Appl. No.: **29/245,883**

(22) Filed: **Dec. 29, 2005**

(51) **LOC (8) Cl.** ..... **08-05**

(52) **U.S. Cl.** ..... **D8/70**

(58) **Field of Classification Search** ..... D8/5-9,  
D8/16, 19, 20, 61-74, 80, 90, 93, 98, 99,  
D8/105, 107, 303, 312, 314, 394-396; D15/7,  
D15/15, 17, 29, 77, 78, 124-140; 30/346,  
30/347; 83/478, 676, 834, 835, 839, 848,  
83/852, 854, 855; 125/15, 18; 144/230,  
144/231; 451/41, 47, 56, 324, 443, 451,  
451/523, 533, 544, 545, 547, 548-551; 407/51,  
407/118; D24/146, 152, 176; 433/165, 166,  
433/176; 606/79, 82, 105.5, 176, 180, 205  
See application file for complete search history.

(56) **References Cited**

**U.S. PATENT DOCUMENTS**

- 1,469,792 A \* 10/1923 Johnson ..... 81/438
- 2,806,706 A 9/1957 Fitch
- 3,336,611 A \* 8/1967 Schepp ..... 7/158
- 3,843,143 A 10/1974 Laxson
- D245,395 S 8/1977 Cognevich
- 4,189,976 A 2/1980 Becker
- D261,098 S \* 10/1981 Hendon et al. .... D8/70
- D264,930 S \* 6/1982 Lindsay ..... D8/70
- D271,206 S \* 11/1983 Devey ..... D15/138
- 4,448,097 A 5/1984 Rocca

- 4,525,111 A \* 6/1985 Gutsche ..... 408/239 A
- 4,692,073 A 9/1987 Martindell
- 4,934,717 A \* 6/1990 Budelman et al. .... 279/79
- D316,363 S \* 4/1991 Lisenbee ..... D8/70
- D318,781 S 8/1991 Nishiki

(Continued)

**FOREIGN PATENT DOCUMENTS**

DE 3008394 6/1984

(Continued)

**OTHER PUBLICATIONS**

Jeoutay Liu Industrial Co., Ltd. brochure (2 pages); <http://www.jeoutay.com>; Oct. 2005.

*Primary Examiner*—T. Chase Nelson  
*Assistant Examiner*—Karen Acker

(74) *Attorney, Agent, or Firm*—Harness, Dickey & Pierce, P.L.C.

(57) **CLAIM**

The ornamental design for a universal shank for tools, as shown and described.

**DESCRIPTION**

FIG. 1 is a front perspective view of a universal shank for tools;

FIG. 2 is a front view thereof;

FIG. 3 is a left side view thereof;

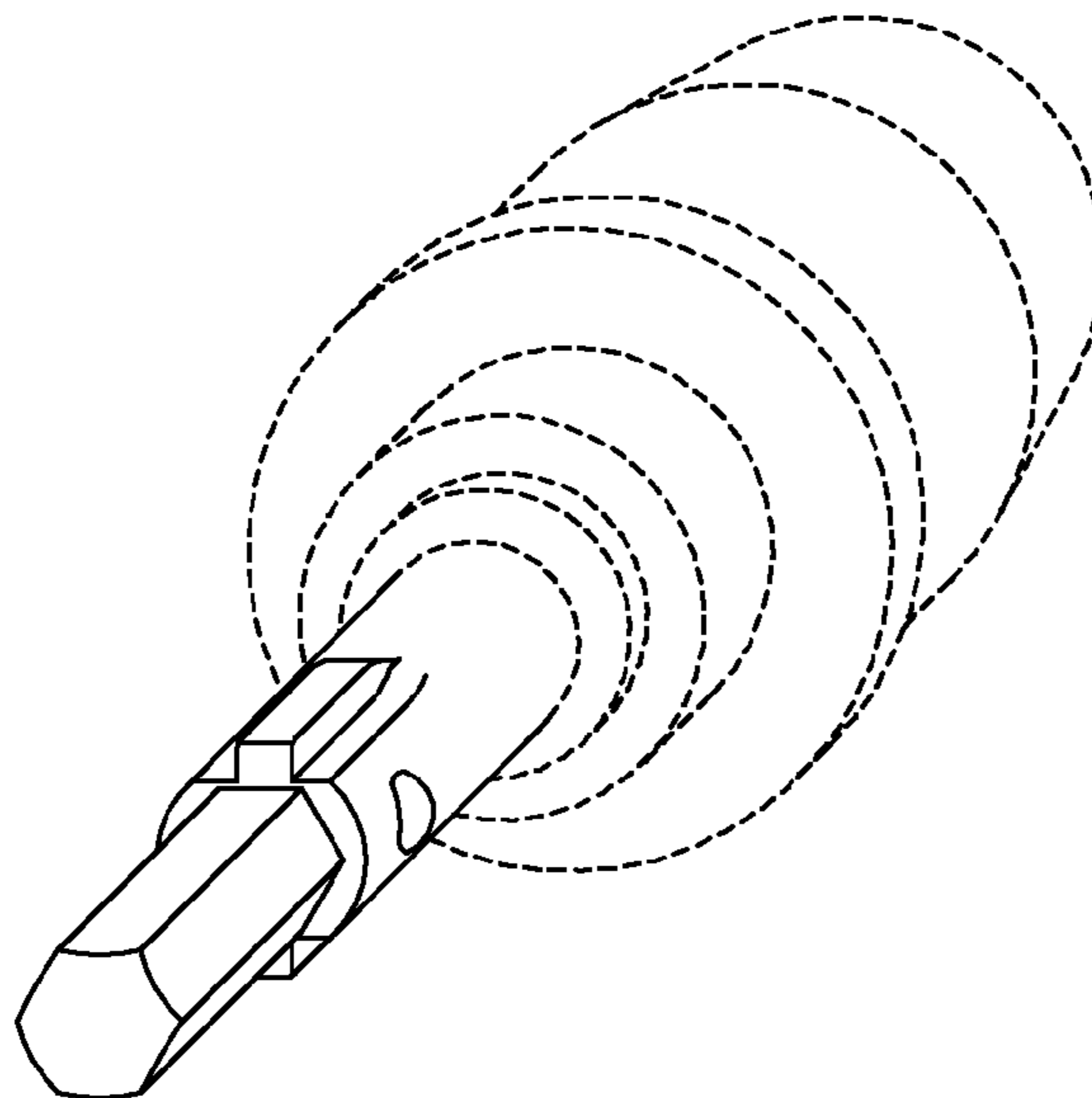
FIG. 4 is a rear view thereof;

FIG. 5 is a right side view thereof; and,

FIG. 6 is a bottom view thereof.

The phantom lines in FIGS. 1-6 are for illustrative purposes only and do not form part of the claimed invention.

**1 Claim, 2 Drawing Sheets**



# US D563,750 S

Page 2

## U.S. PATENT DOCUMENTS

D337,889 S *	8/1993	Benson	.....	D4/102	6,543,959 B1	4/2003	Jore	
D343,563 S *	1/1994	Tinault	.....	D8/70	D478,263 S	8/2003	Welsh	
D350,887 S *	9/1994	Sjolander et al.	.....	D8/70	D479,253 S	9/2003	Chen	
5,398,946 A	3/1995	Quiring			6,612,788 B2 *	9/2003	Thomas et al.	..... 408/214
D361,579 S *	8/1995	Asano	.....	D15/138	6,637,755 B2	10/2003	Chen et al.	
D361,776 S *	8/1995	Asano	.....	D15/138	6,695,321 B2	2/2004	Bedi et al.	
D365,113 S	12/1995	Ronan			6,722,667 B2	4/2004	Cantlon	
5,568,757 A *	10/1996	Lewis	.....	81/177.2	6,755,423 B2	6/2004	Chiu	
D378,655 S	4/1997	Anderson			6,755,424 B1	6/2004	Paulsen	
D384,563 S *	10/1997	Robinson	.....	D8/70	D497,300 S	10/2004	Chen	
D401,828 S *	12/1998	Schneider	.....	D8/70	6,808,182 B2	10/2004	Lin	
5,901,622 A	5/1999	Sweeny			6,813,978 B1	11/2004	Karpp	
D415,180 S	10/1999	Rosanwo			6,854,742 B2 *	2/2005	Salyer et al.	..... 279/93
5,967,693 A *	10/1999	Braaten et al.	.....	403/383	6,860,489 B2	3/2005	Chen	
6,053,675 A	4/2000	Holland et al.			6,863,280 B2	3/2005	Chiu	
D429,262 S	8/2000	Streich			6,877,751 B2	4/2005	Hsing	
6,270,085 B1	8/2001	Chen et al.			6,929,266 B2 *	8/2005	Peters et al.	..... 279/82
D449,504 S	10/2001	Boyle et al.			D525,839 S *	8/2006	Rauckman	..... D8/29
6,311,989 B1	11/2001	Rosanwo			2003/0057661 A1	3/2003	Thomas	
6,349,948 B1	2/2002	Wu			2004/0262856 A1	12/2004	Cantlon	
6,354,177 B2 *	3/2002	Peters	.....	81/439	2007/0152408 A1 *	7/2007	Peters	..... 279/143
6,363,819 B1	4/2002	Li						
D457,046 S	5/2002	Boyle et al.						
D457,797 S	5/2002	Huang						
6,474,656 B1	11/2002	Thomas						
6,494,121 B1	12/2002	Hu						

## FOREIGN PATENT DOCUMENTS

EP	0891831	1/1999
WO	WO-00/51790	9/2000

\* cited by examiner

FIG 1

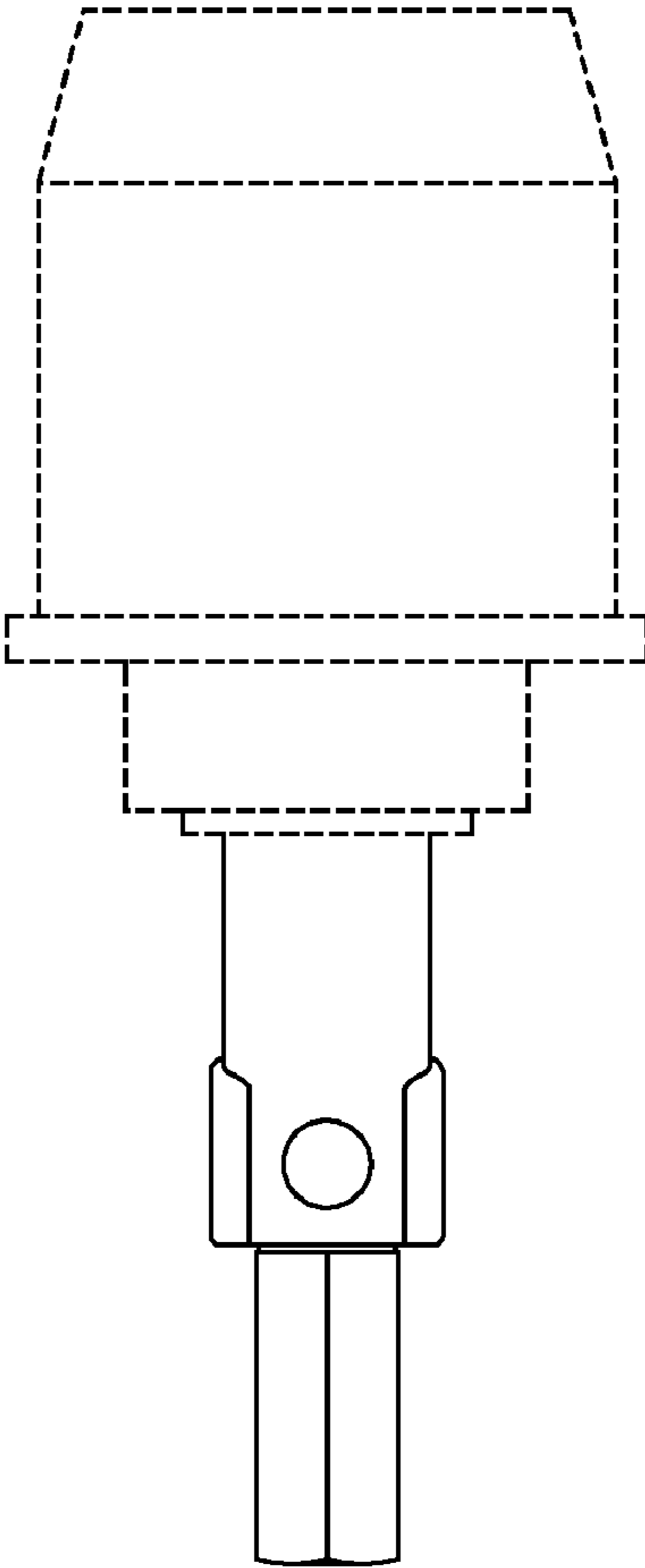
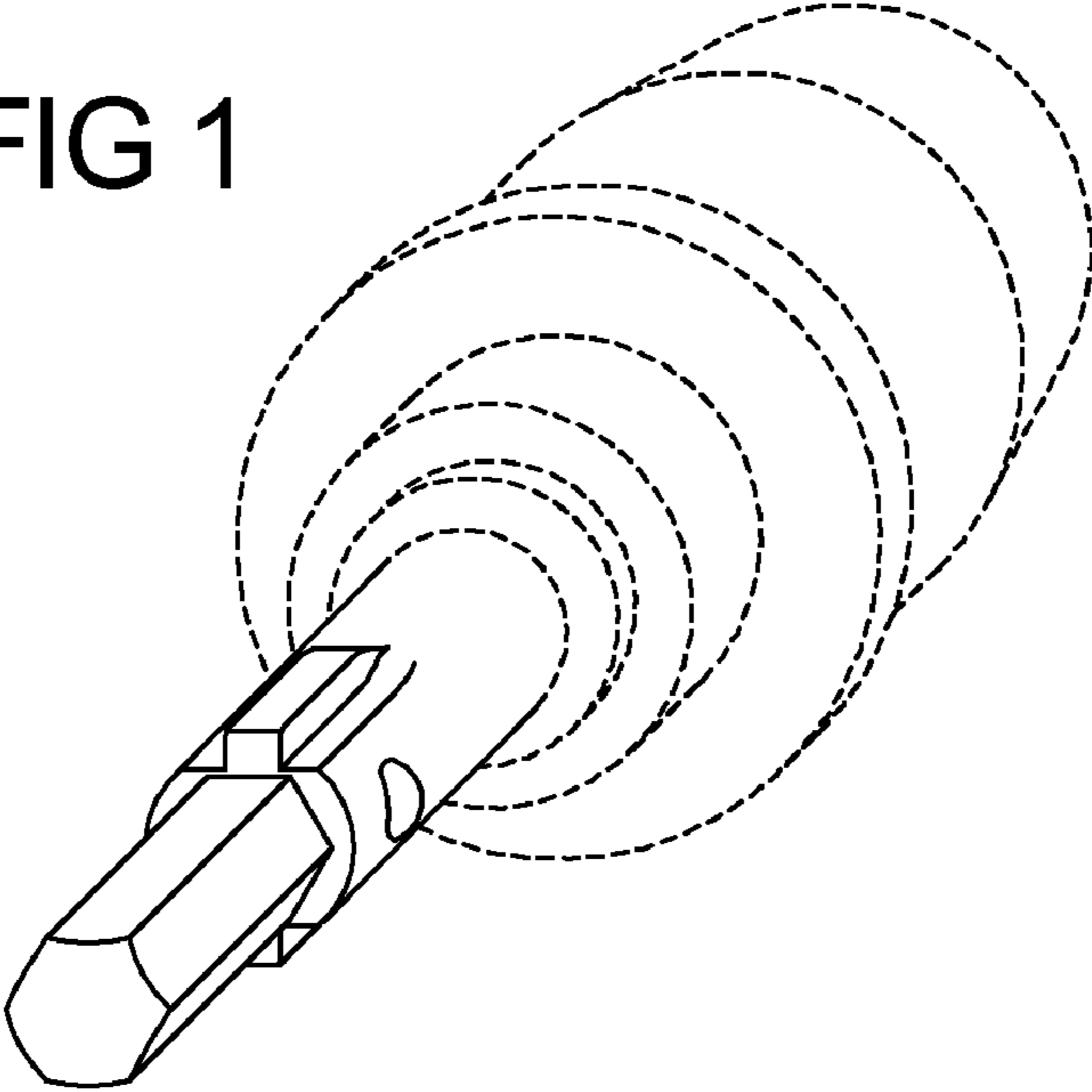


FIG 2

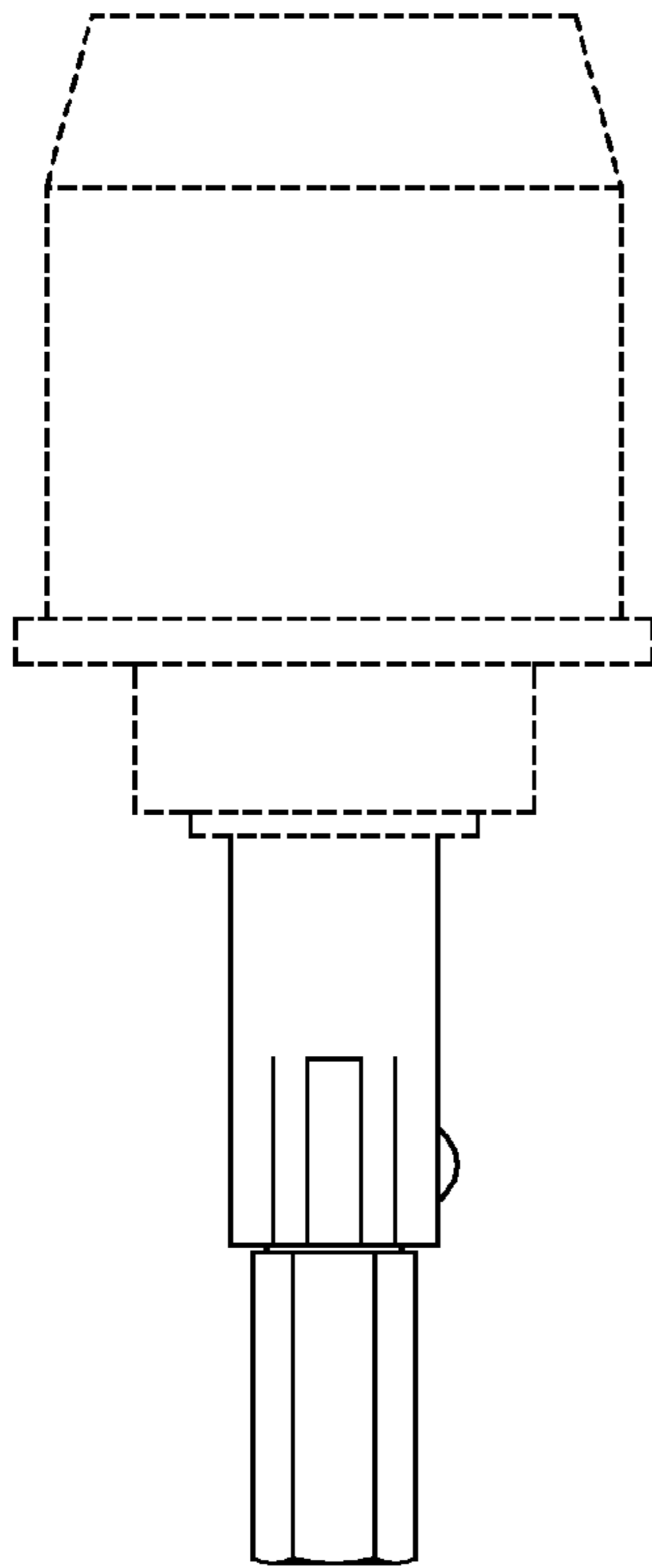


FIG 3

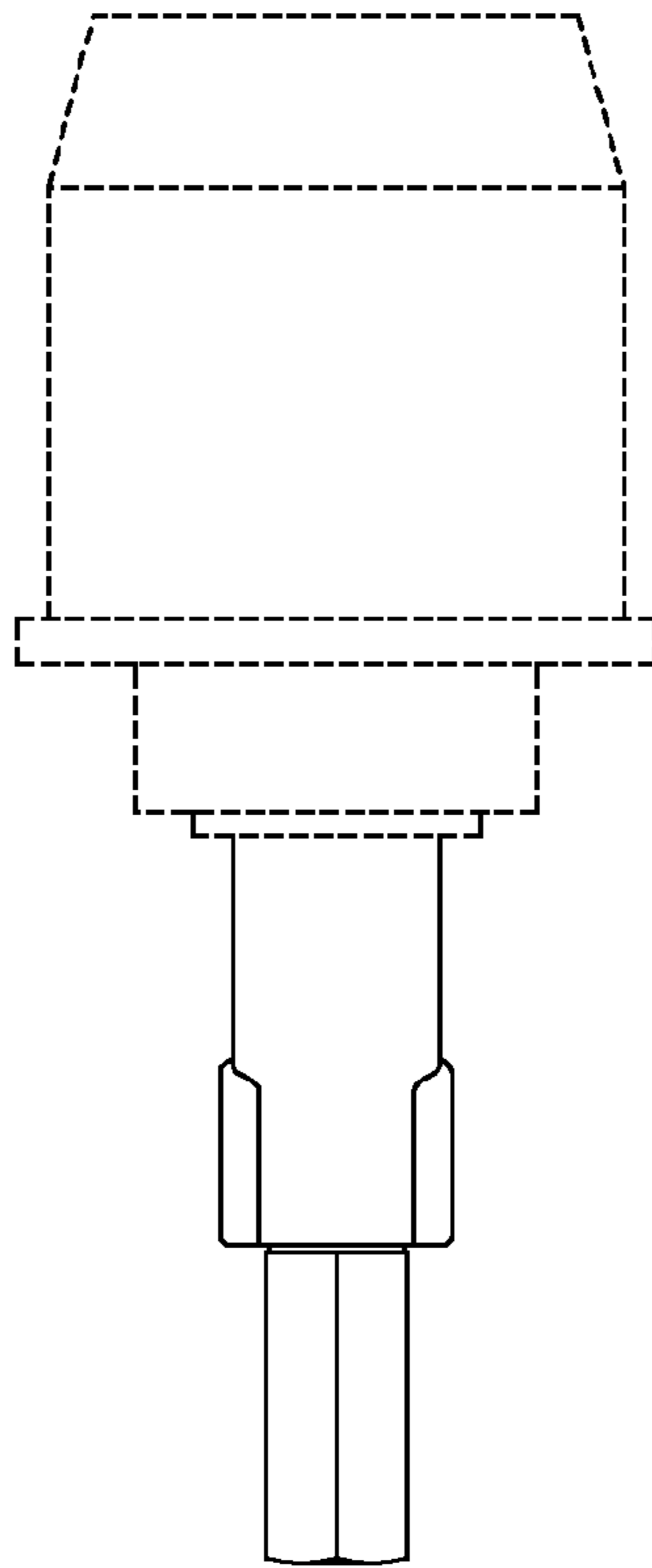


FIG 4

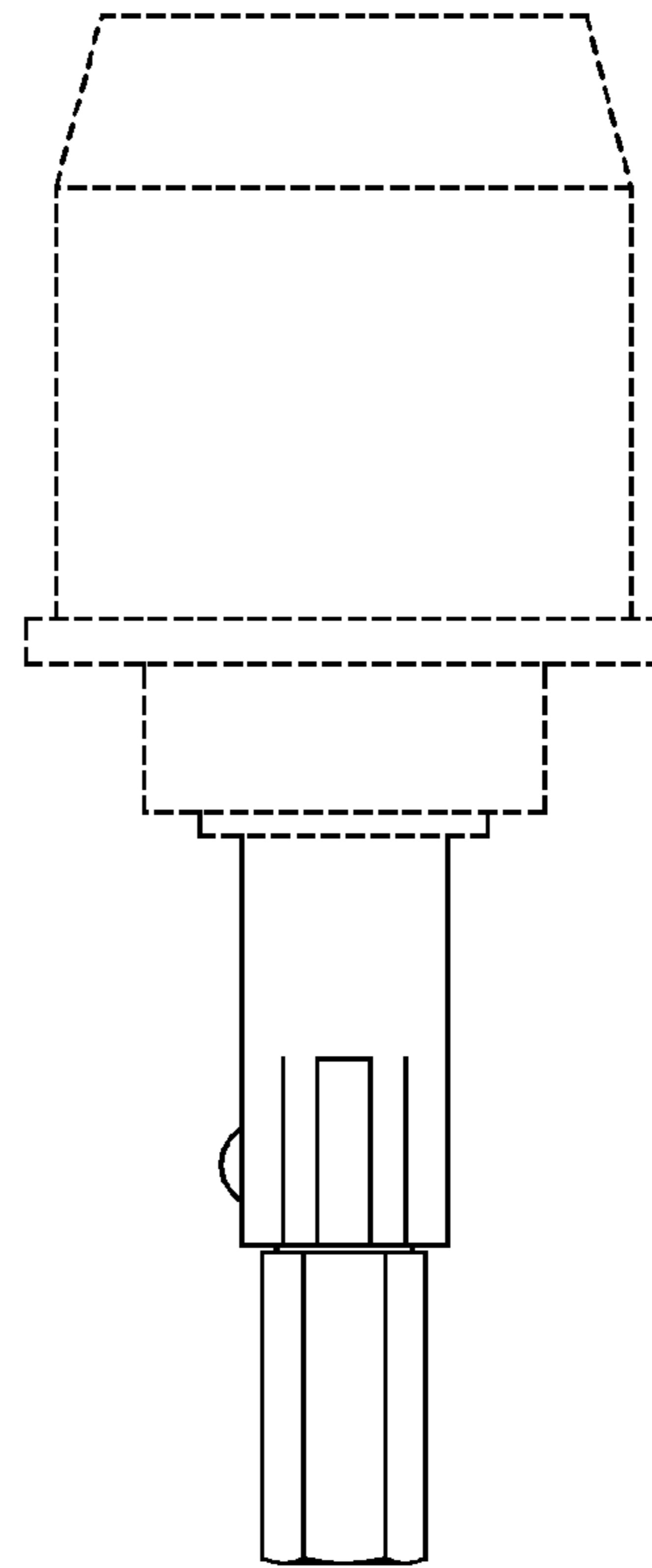


FIG 5

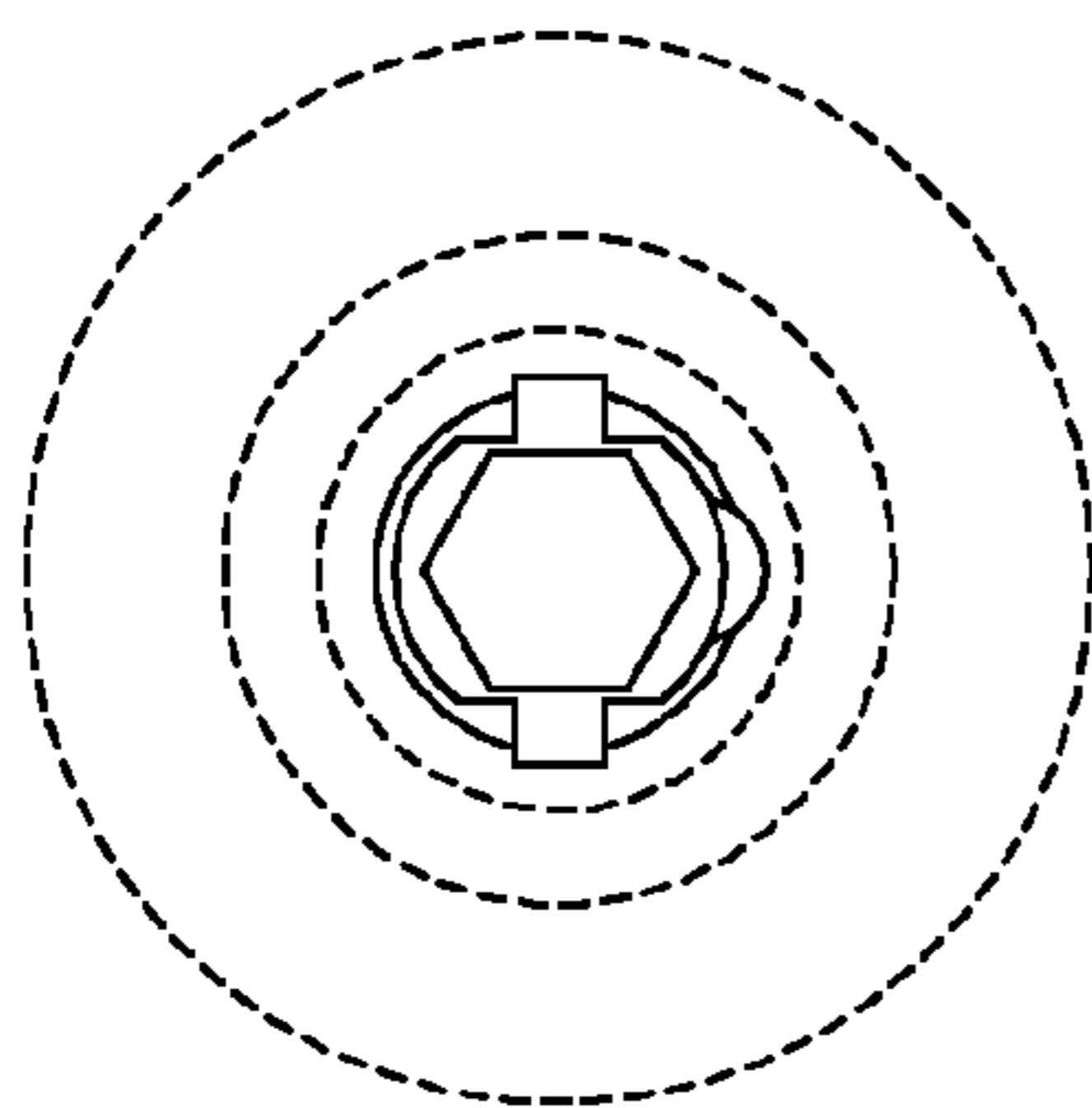


FIG 6