



US00D563737S

(12) **United States Design Patent**  
**Shane-Schuldt**

(10) **Patent No.:** **US D563,737 S**  
(45) **Date of Patent:** **\*\* Mar. 11, 2008**

(54) **SPOON**

(75) Inventor: **Diane Shane-Schuldt**, Sherrill, NY  
(US)

(73) Assignee: **Oneida, Ltd.**, Oneida, NY (US)

(\*\*) Term: **14 Years**

(21) Appl. No.: **29/292,209**

(22) Filed: **Oct. 3, 2007**

(51) **LOC (8) Cl.** ..... **07-03**

(52) **U.S. Cl.** ..... **D7/653**

(58) **Field of Classification Search** ..... D7/368,  
D7/401.2, 642-664, 688-692, 669, 675, 676,  
D7/683; 30/137, 141, 142, 340, 147-150,  
30/322-329, 342-345; 416/70 R  
See application file for complete search history.

(56) **References Cited**

**U.S. PATENT DOCUMENTS**

- D209,704 S \* 12/1967 Siune ..... D7/653
- D234,017 S \* 12/1974 Christian ..... D7/653
- D401,481 S \* 11/1998 Boilard et al. .... D7/643
- D490,280 S \* 5/2004 Shane-Schuldt ..... D7/653

- D544,317 S \* 6/2007 Shane-Schuldt ..... D7/653
- D551,032 S \* 9/2007 Lion et al. .... D7/653
- D554,442 S \* 11/2007 Croll ..... D7/653

\* cited by examiner

*Primary Examiner*—Caron D. Veynar

*Assistant Examiner*—Ricky Pham

(74) *Attorney, Agent, or Firm*—Marjama Muldoon Blasiak  
& Sullivan LLP

(57) **CLAIM**

The ornamental design for a spoon, as shown and described.

**DESCRIPTION**

FIG. 1 is a top plan view of a spoon, illustrating my new design;

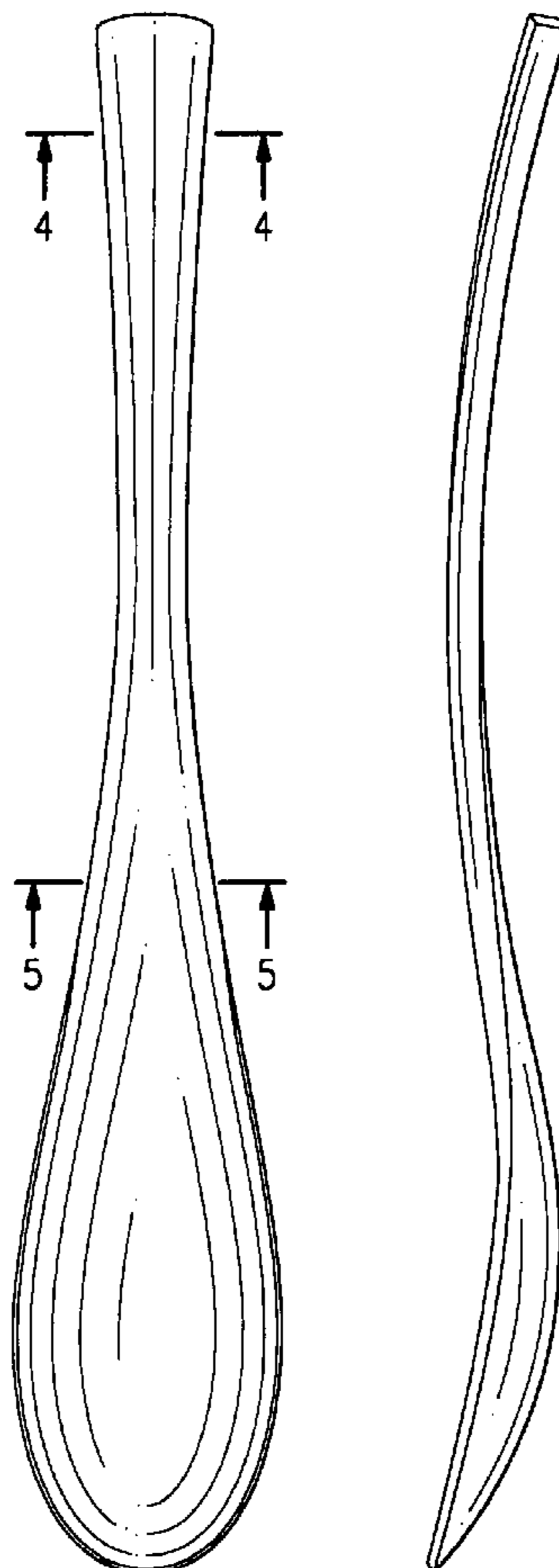
FIG. 2 is a right side view thereof, the left side view being a mirror image;

FIG. 3 is a bottom view thereof;

FIG. 4 is a cross-sectional view taken through line 4—4 of FIG. 1; and,

FIG. 5 is a cross-sectional view taken through line 5—5 of FIG. 1.

**1 Claim, 1 Drawing Sheet**



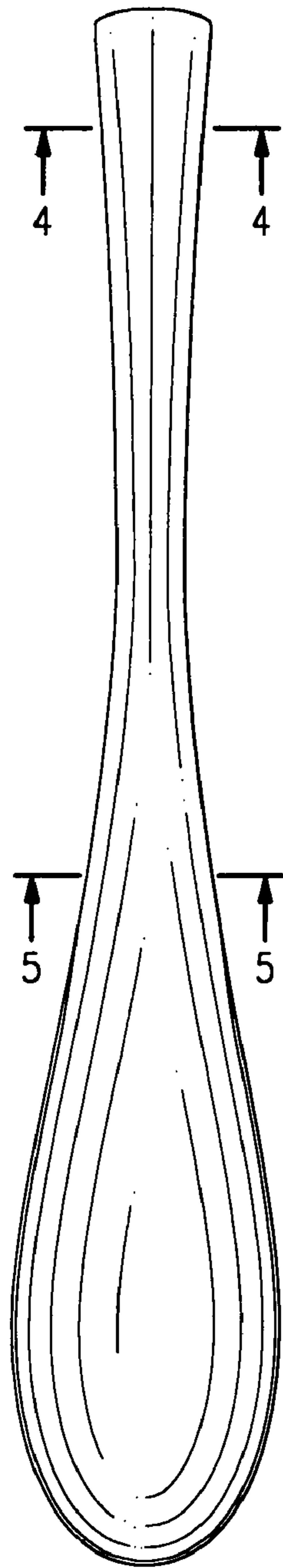


FIG. 1

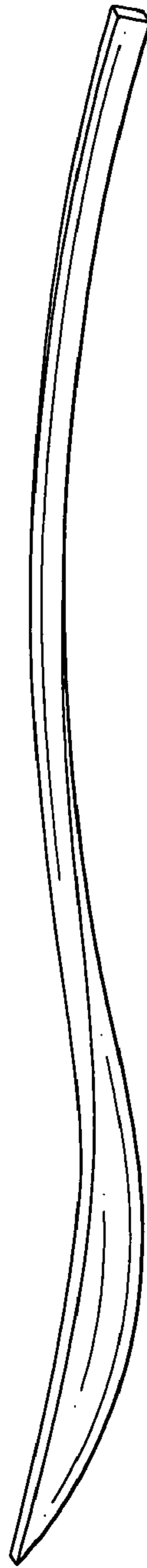


FIG. 2

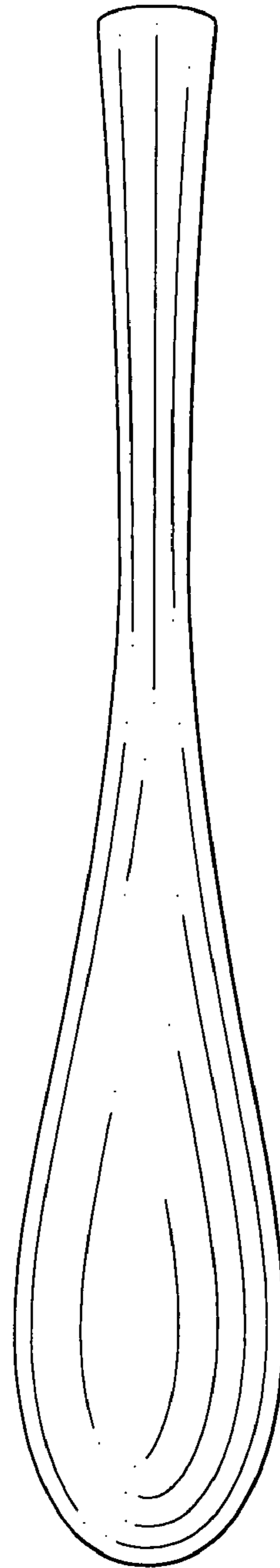


FIG. 3



FIG. 4



FIG. 5