



US00D563736S

(12) **United States Design Patent**
Junko

(10) **Patent No.:** **US D563,736 S**
(45) **Date of Patent:** **** Mar. 11, 2008**

(54) **SPOON**
(75) Inventor: **Theodore Junko**, Manlius, NY (US)
(73) Assignee: **Oneida, Ltd.**, Oneida, NY (US)
(**) Term: **14 Years**
(21) Appl. No.: **29/291,220**
(22) Filed: **Aug. 20, 2007**

D435,402 S * 12/2000 Junko D7/662
D454,285 S * 3/2002 Richmond D7/662
D454,763 S * 3/2002 Croll D7/662

* cited by examiner

Primary Examiner—Caron D. Veynar
Assistant Examiner—Ricky Pham
(74) *Attorney, Agent, or Firm*—Marjama Muldoon Blasiak & Sullivan LLP

(51) **LOC (8) Cl.** **07-03**
(52) **U.S. Cl.** **D7/653**
(58) **Field of Classification Search** D7/300.2,
D7/401.2, 642–664, 688–692, 669, 675, 676,
D7/683; 30/137, 141, 142, 340, 147–150,
30/322–329, 342–345; 416/70 R
See application file for complete search history.

(57) **CLAIM**

The ornamental design for a spoon, as shown and described.

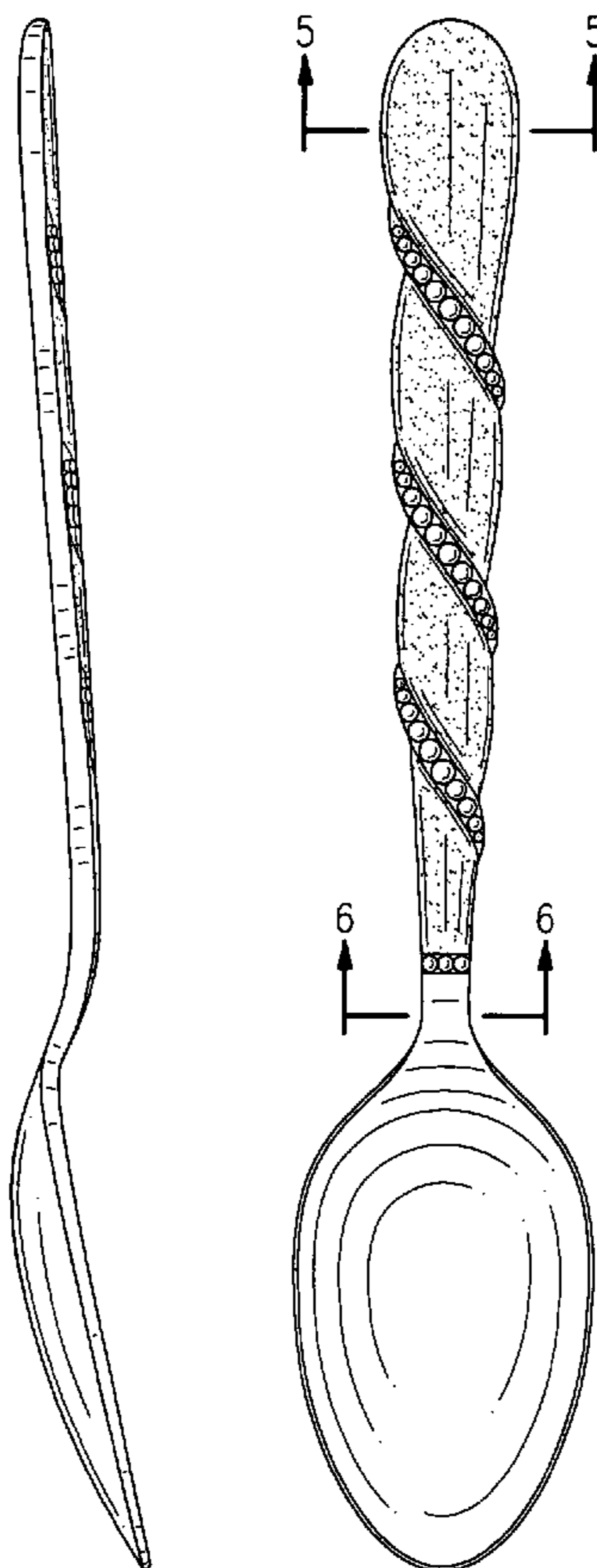
DESCRIPTION

FIG. 1 is a left side view of a spoon, illustrating my new design;
FIG. 2 is a top plan view thereof;
FIG. 3 is a right side view thereof;
FIG. 4 is a bottom view thereof;
FIG. 5 is a cross-sectional view taken through line 5–5 of FIG. 2; and,
FIG. 6 is a cross-sectional view taken through line 6–6 of FIG. 2.

(56) **References Cited**
U.S. PATENT DOCUMENTS

D184,942 S * 4/1959 Jones D7/662
D185,085 S * 5/1959 Jones D7/662
D227,153 S * 6/1973 Balow D7/662
D330,481 S * 10/1992 Green D7/300.2
D362,373 S * 9/1995 Richmond D7/662
D390,424 S * 2/1998 Shane-Schuldt D7/662
D431,415 S * 10/2000 Yot D7/401.2

1 Claim, 1 Drawing Sheet



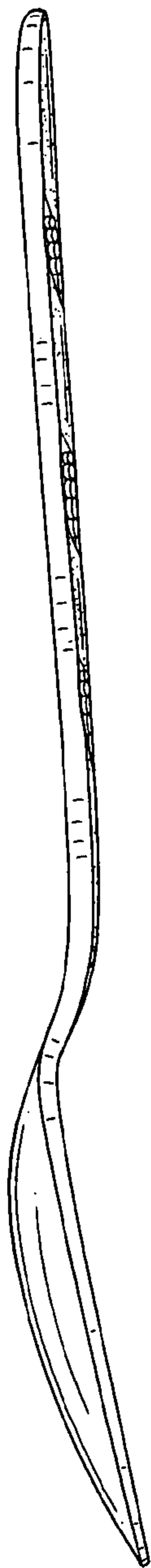


FIG. 1

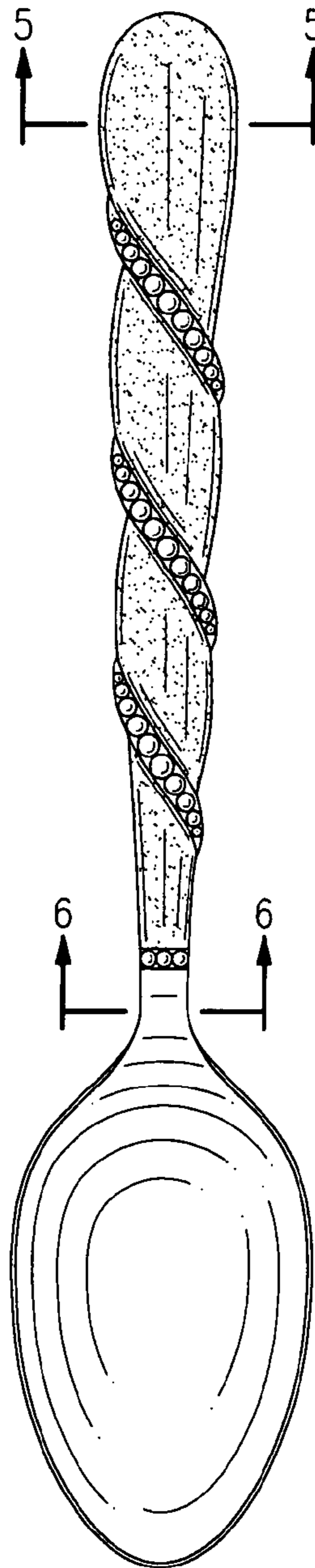


FIG. 2

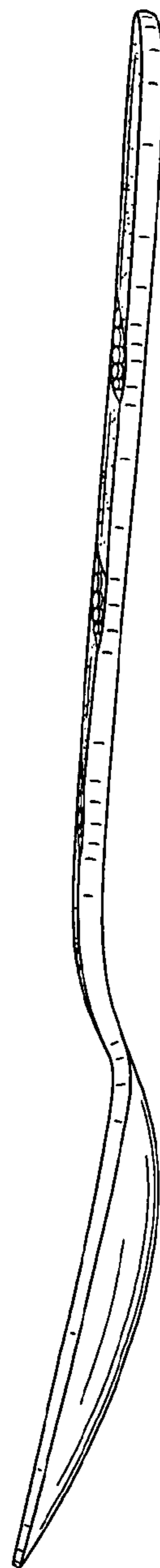


FIG. 3

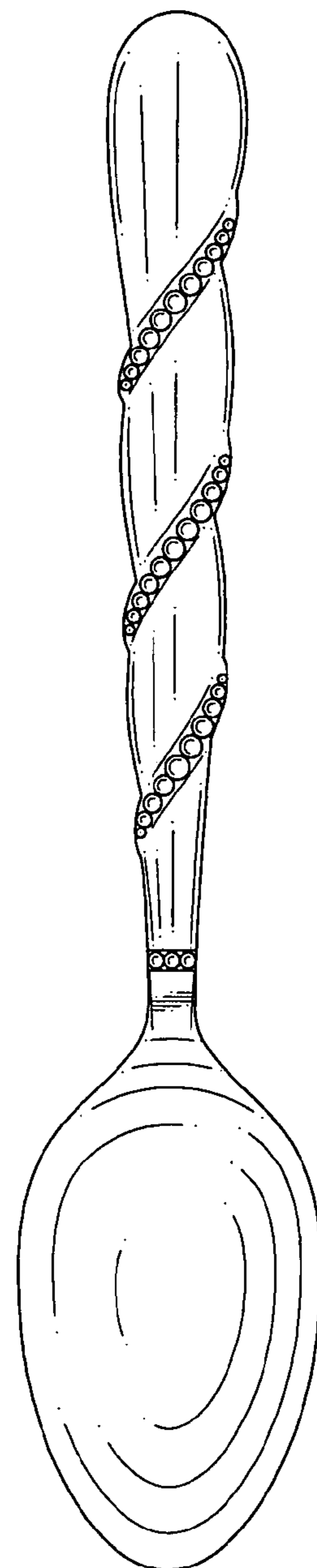


FIG. 4



FIG. 5



FIG. 6