

US00D563729S

(12) **United States Design Patent**
Eide et al.

(10) **Patent No.:** **US D563,729 S**
(45) **Date of Patent:** **** Mar. 11, 2008**

(54) **BOWL**
(75) Inventors: **Anna Eide**, Elmira, NY (US); **Timothy Virkus**, Painted Post, NY (US)
(73) Assignee: **WKI Holding Company, Inc.**, Rosemont, IL (US)

D513,935 S 1/2006 Achenbach
D518,334 S 4/2006 Wolhendler
D525,083 S * 7/2006 Hayes et al. D7/570
D527,584 S 9/2006 Hayes et al.
D528,361 S 9/2006 Wolhendler
D528,366 S 9/2006 Medard
D540,622 S * 4/2007 Cox D7/555
D542,098 S * 5/2007 Wasserman et al. D7/584
D545,133 S * 6/2007 Wasserman et al. D7/565
D545,630 S * 7/2007 Serra D7/560
2004/0016762 A1 * 1/2004 Hayes et al. 220/669

(**) **Term:** **14 Years**
(21) **Appl. No.:** **29/273,679**

(22) **Filed:** **Mar. 9, 2007**

(51) **LOC (8) Cl.** **07-01**
(52) **U.S. Cl.** **D7/584**
(58) **Field of Classification Search** D7/500,
D7/543-549, 550.1, 552.1, 554.1-554.4,
D7/553.7, 566, 570, 584, 586-587; 220/573.1,
220/574, 669

FOREIGN PATENT DOCUMENTS

EM 000786884-0001 * 9/2007
GB 2102200 * 7/2001

* cited by examiner

Primary Examiner—Charles A. Rademaker
Assistant Examiner—Anna J. Burmeister
(74) *Attorney, Agent, or Firm*—McDermott Will & Emery LLP

See application file for complete search history.

(56) **References Cited**

U.S. PATENT DOCUMENTS

533,765 A * 2/1895 Warner 220/671
1,301,596 A * 4/1919 Patton 220/574.3
2,323,356 A * 7/1943 Rosay 220/574.3
D220,846 S * 6/1971 Mascetti D7/584
D264,792 S * 6/1982 Conti D7/584
D320,532 S 10/1991 Zielinski et al.
D320,533 S 10/1991 Zielinski et al.
D335,798 S 5/1993 Crawford et al.
D402,850 S 12/1998 Davis et al.
D402,852 S 12/1998 Benson
D448,246 S * 9/2001 Indekeu D7/586
D457,777 S 5/2002 Bradley
D496,224 S 9/2004 Bennett
D499,305 S 12/2004 Laib

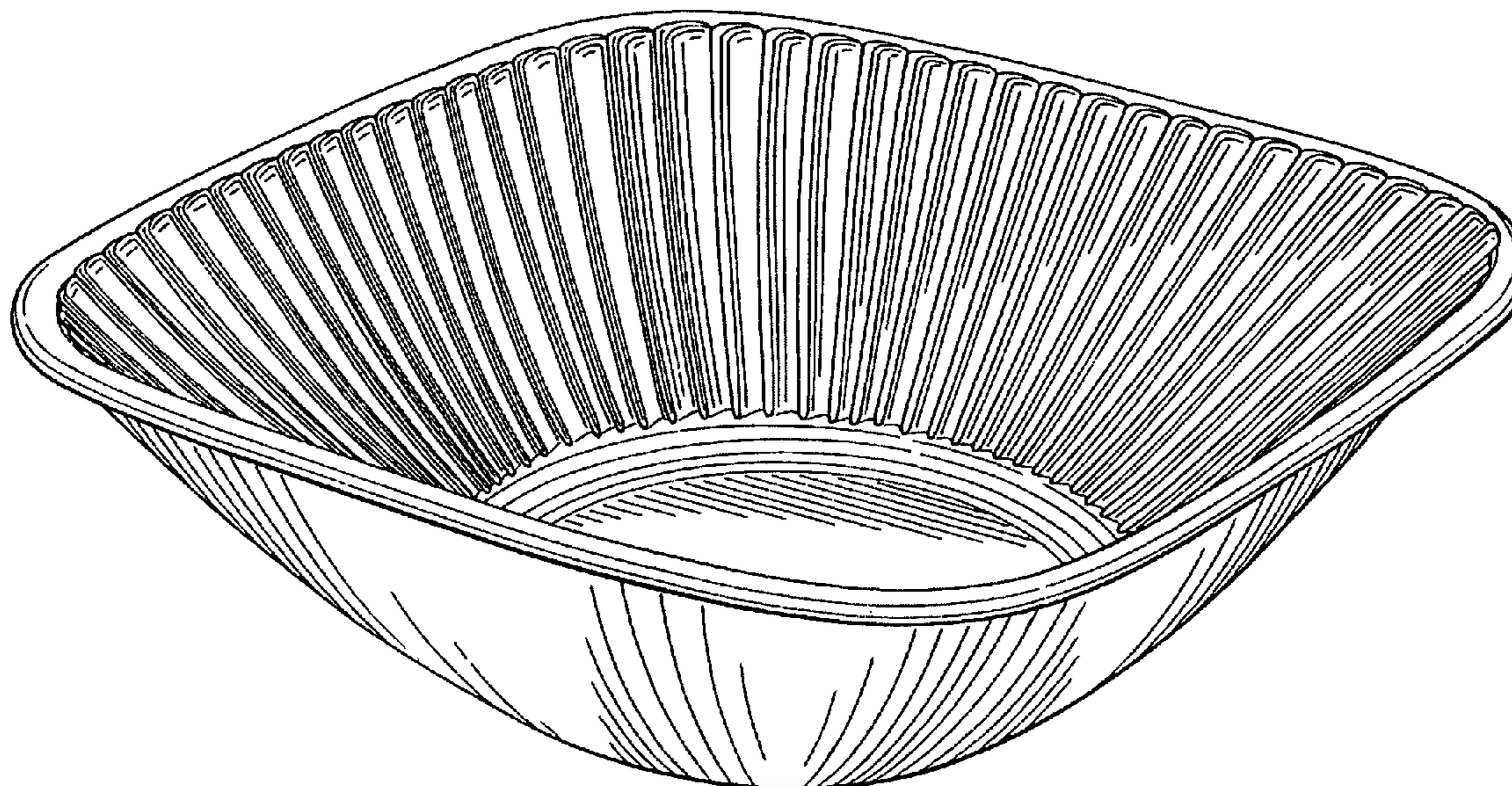
(57) **CLAIM**

The ornamental design for bowl, as shown and described.

DESCRIPTION

FIG. 1 is a top and side perspective view of a bowl showing my new design;
FIG. 2 is a top plan view thereof;
FIG. 3 is a side elevational view thereof; and,
FIG. 4 is bottom plan view thereof.
Features shown in broken lines in the drawings are not part of the claim.

1 Claim, 3 Drawing Sheets



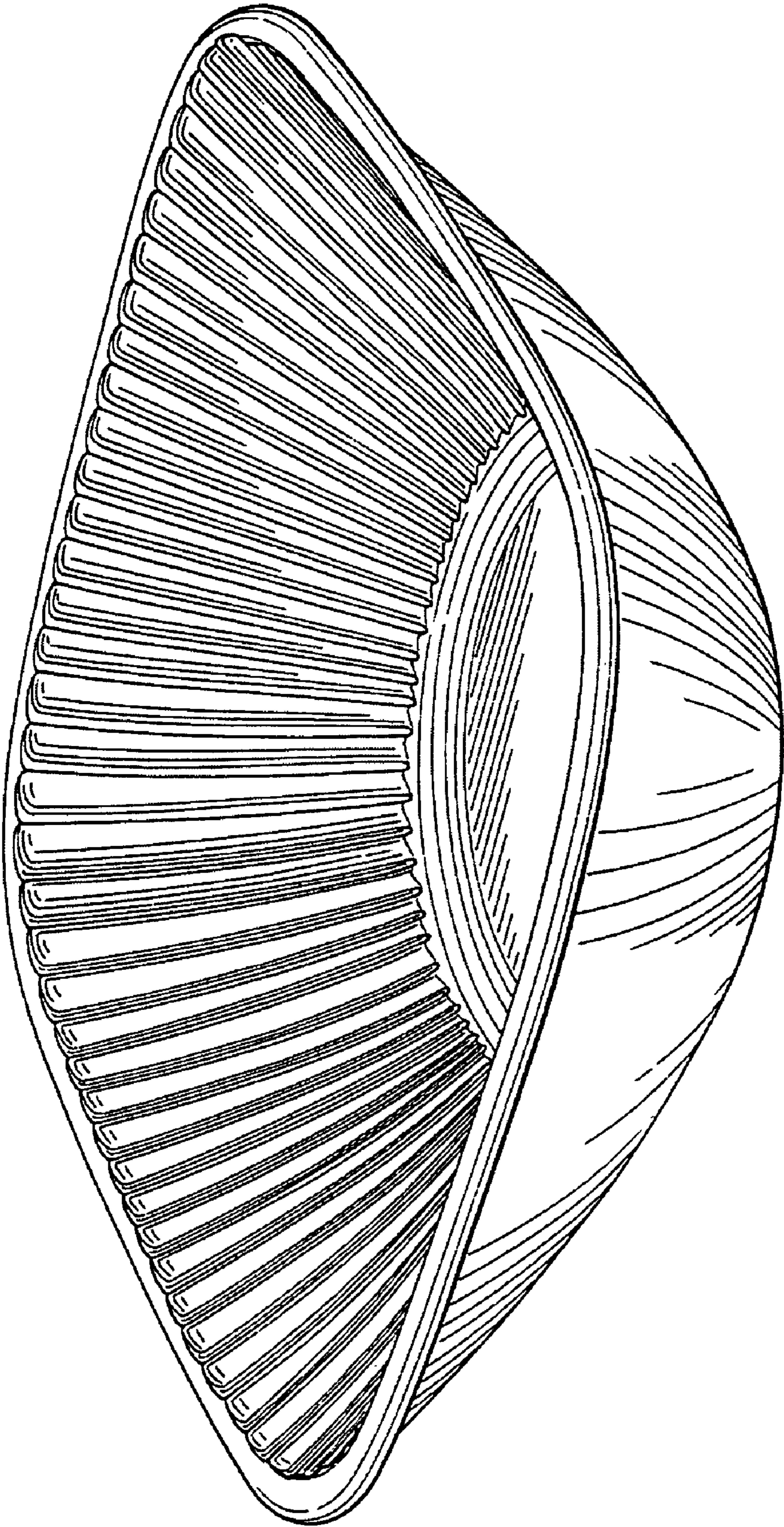


FIG. 1

FIG. 2




FIG. 3




FIG. 4

