



US00D563723S

(12) **United States Design Patent**  
**Gluck**

(10) **Patent No.:** **US D563,723 S**

(45) **Date of Patent:** **\*\* Mar. 11, 2008**

(54) **CUP**

(75) Inventor: **J. Robert Gluck**, Lawrence, NY (US)

(73) Assignee: **Robert Gordon Industries, Ltd.**,  
Lynbrook, NY (US)

(\*\*) Term: **14 Years**

(21) Appl. No.: **29/220,148**

(22) Filed: **Dec. 28, 2004**

(51) **LOC (8) Cl.** ..... **07-01**

(52) **U.S. Cl.** ..... **D7/396.2; D7/532**

(58) **Field of Classification Search** ..... D7/509,  
D7/510, 511, 523, 531, 532, 533, 536, 396.2;  
D24/197, 199; 220/703, 592.16, 592.17,  
220/719, 603, 715, 212, 711, 713; 215/376,  
215/388, 387, 12.1, DIG. 7; D9/530, 525,  
D9/446; 229/400

See application file for complete search history.

(56) **References Cited**

**U.S. PATENT DOCUMENTS**

D249,111 S \* 8/1978 Geyer ..... D7/523  
D280,267 S \* 8/1985 Bryant et al. .... D4/130  
D356,160 S \* 3/1995 Cautereels ..... D24/197  
D371,936 S \* 7/1996 Goto et al. .... D7/523  
D383,037 S \* 9/1997 Asberg ..... D7/511  
D408,221 S 4/1999 Asberg

(Continued)

**OTHER PUBLICATIONS**

U.S. Appl. No. 29/231,417, filed Jun. 6, 2005, in the name of J. Robert Gluck, entitled "Travel Mug".

U.S. Appl. No. 29/231,299, filed Jun. 3, 2005, in the name of J. Robert Gluck, entitled "Travel Mug".

U.S. Appl. No. 29/231,416, filed Jun. 6, 2005, in the name of J. Robert Gluck, entitled "Travel Mug".

U.S. Appl. No. 29/231,418, filed Jun. 6, 2005, in the name of J. Robert Gluck, entitled Yin Yang Mu.

U.S. Appl. No. 29/245,902, filed Jan. 3, 2006, in the name of J. Robert Gluck, entitled "Travel Mug".

U.S. Appl. No. 29/231,320, filed Jun. 3, 2005, in the name of J. Robert Gluck, entitled "Travel Mug".

U.S. Appl. No. 29/245,903, filed Jan. 3, 2006, in the name of J. Robert Gluck, entitled "Travel Mug".

*Primary Examiner*—M. N. Pandozzi

(74) *Attorney, Agent, or Firm*—Greenblum & Bernstein, P.L.C.

(57) **CLAIM**

I claim the ornamental design for a cup, as shown and described.

**DESCRIPTION**

FIG. 1 is a front perspective view of another aspect of the cup;

FIG. 2 is a front side view of the design embodiment shown in FIG. 1;

FIG. 3 is a back side view of the design embodiment shown in FIG. 1;

FIG. 4 is a left side view of the design embodiment shown in FIG. 1;

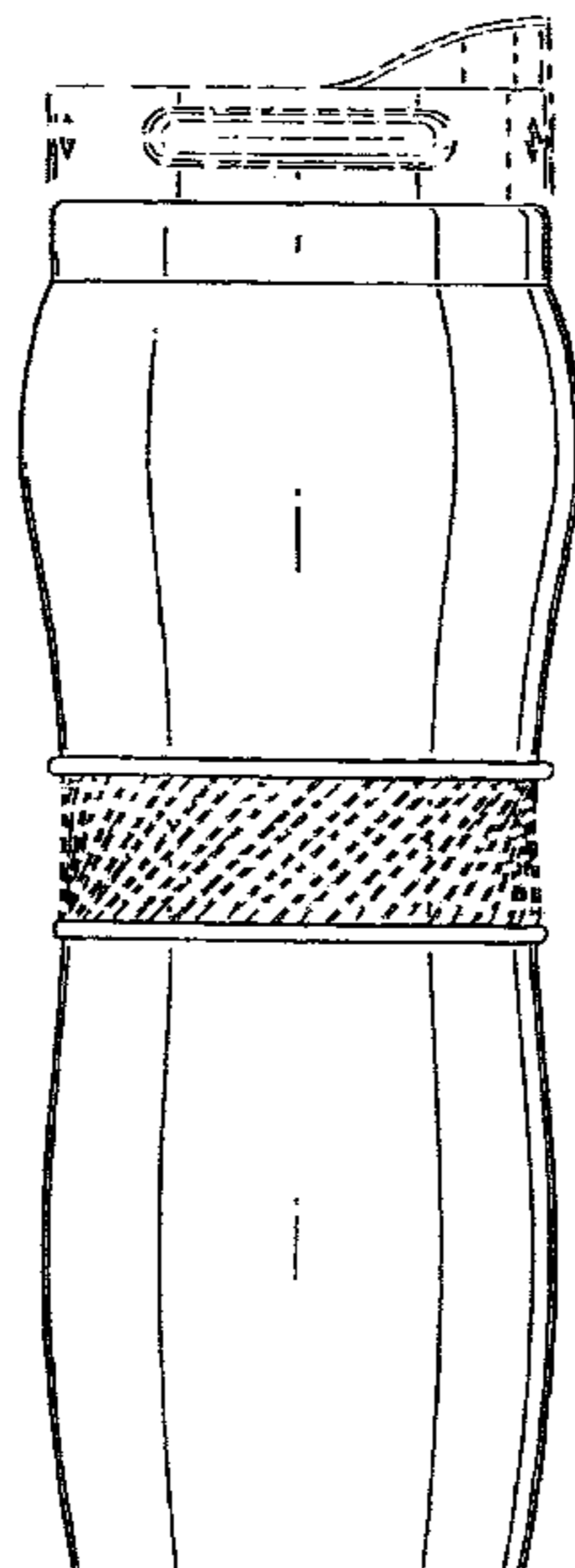
FIG. 5 is a right side view of the design embodiment shown in FIG. 1;

FIG. 6 is a top view of the design embodiment shown in FIG. 1; and,

FIG. 7 is a bottom view of the design embodiment shown in FIG. 1.

The broken lines are included for the purpose of illustration and form no part of the claimed design.

**1 Claim, 7 Drawing Sheets**



# US D563,723 S

Page 2

## U.S. PATENT DOCUMENTS

D425,758 S *	5/2000	Freed .....	D7/533	D479,999 S *	9/2003	Moore .....	D9/500
D436,296 S *	1/2001	Freed .....	D7/523	D480,267 S	10/2003	Freed et al.	
D437,229 S *	2/2001	Andrew .....	D9/516	D482,933 S *	12/2003	Norris et al. ....	D7/533
D445,030 S *	7/2001	Croft et al. ....	D9/502	D483,615 S *	12/2003	Norris et al. ....	D7/533
D452,823 S *	1/2002	Bezek et al. ....	D9/502	6,802,938 B2	10/2004	Mohan et al.	
D457,395 S *	5/2002	Gluck .....	D7/510	D501,140 S *	1/2005	Fung et al. ....	D9/503
D460,894 S *	7/2002	Ziegenfus et al. ....	D7/523	D501,792 S *	2/2005	Priestman .....	D9/500
D466,371 S *	12/2002	Parker .....	D7/510	D502,844 S *	3/2005	Rohe .....	D7/510
D467,124 S	12/2002	Janky		D518,333 S *	4/2006	Gluck .....	D7/523
D469,658 S *	2/2003	Norris et al. ....	D7/523	D519,784 S *	5/2006	Karp .....	D7/523
D475,891 S *	6/2003	Bin .....	D7/510	D528,861 S *	9/2006	Herrera .....	D7/510
D479,437 S *	9/2003	Gluck .....	D7/523				

\* cited by examiner

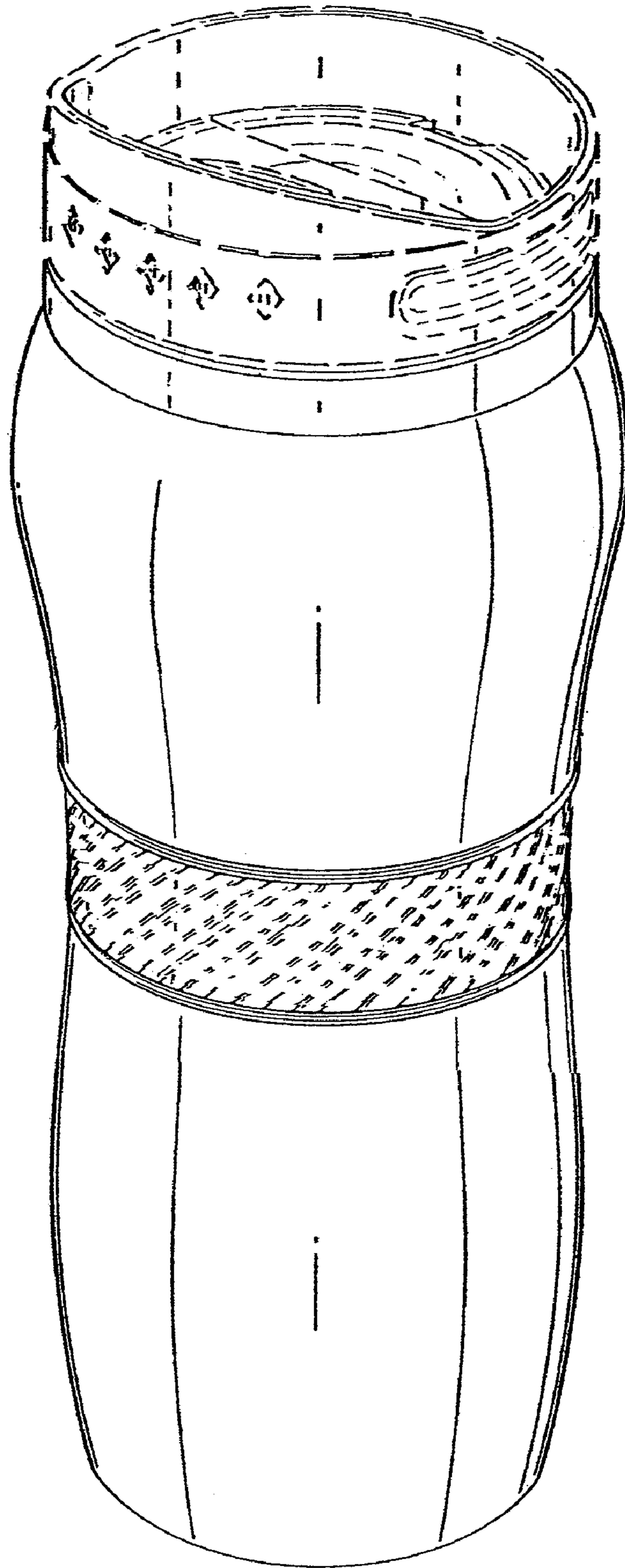


FIG. 1

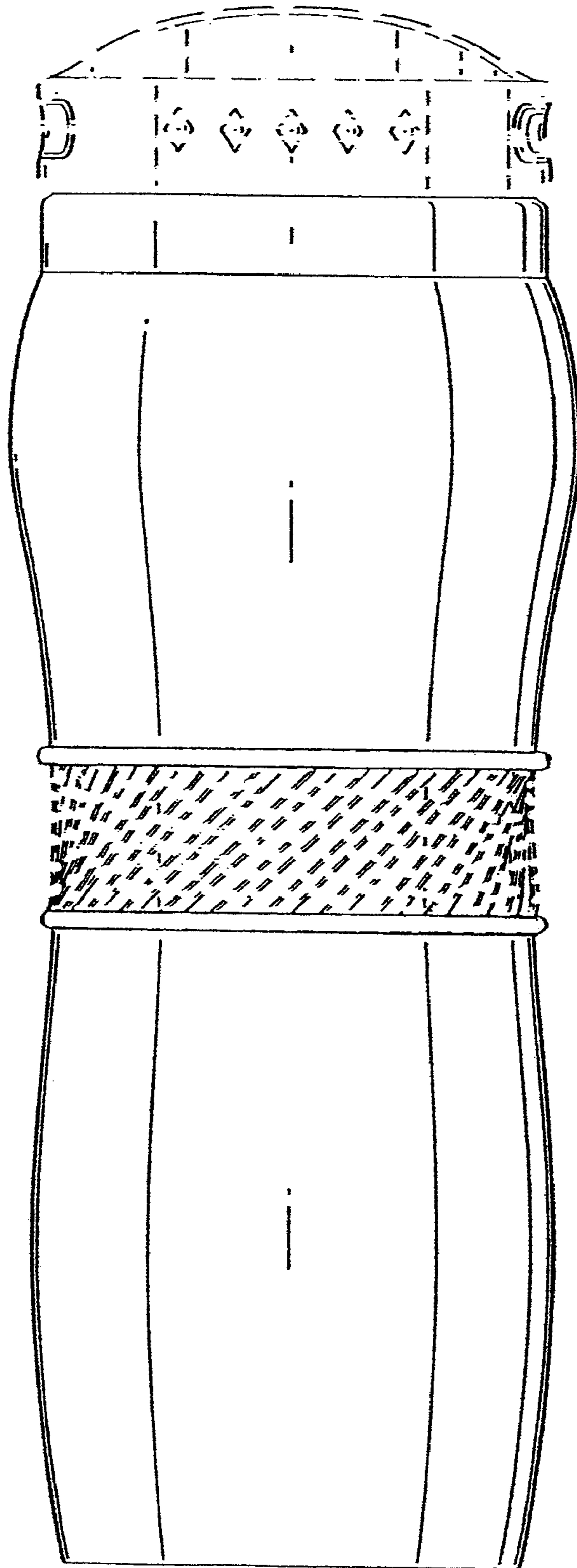


FIG. 2

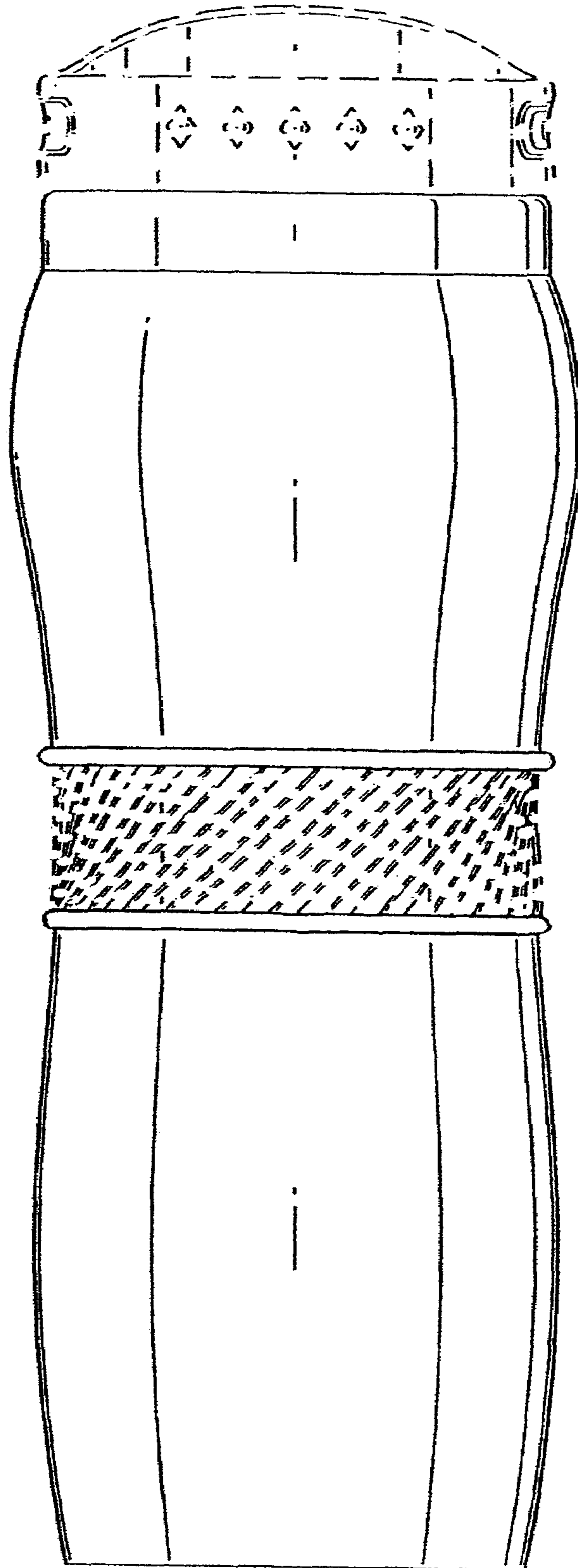


FIG. 3

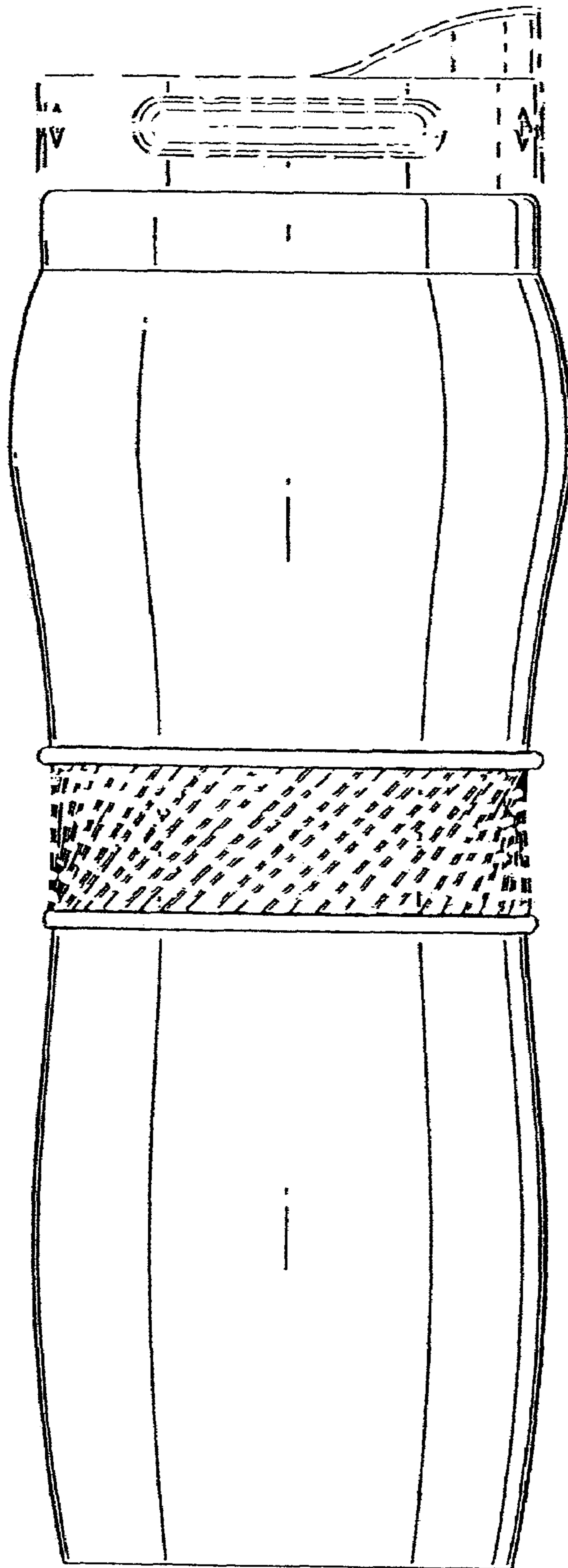


FIG. 4

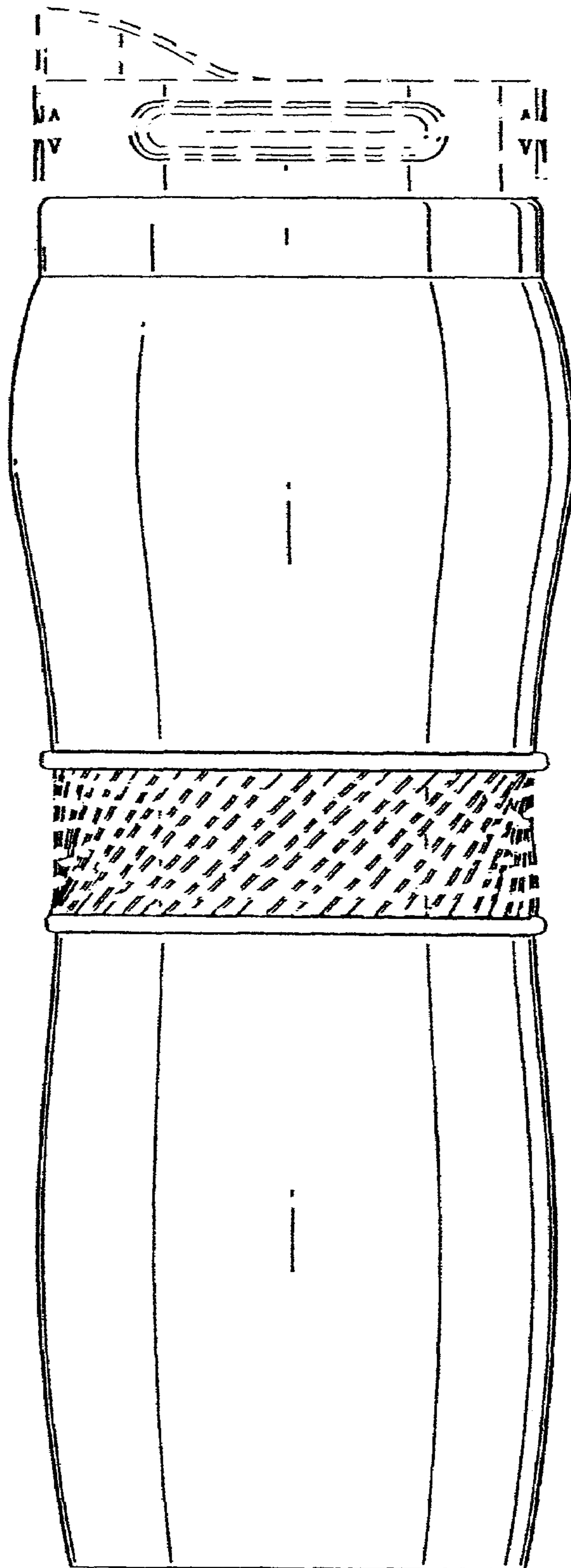


FIG. 5

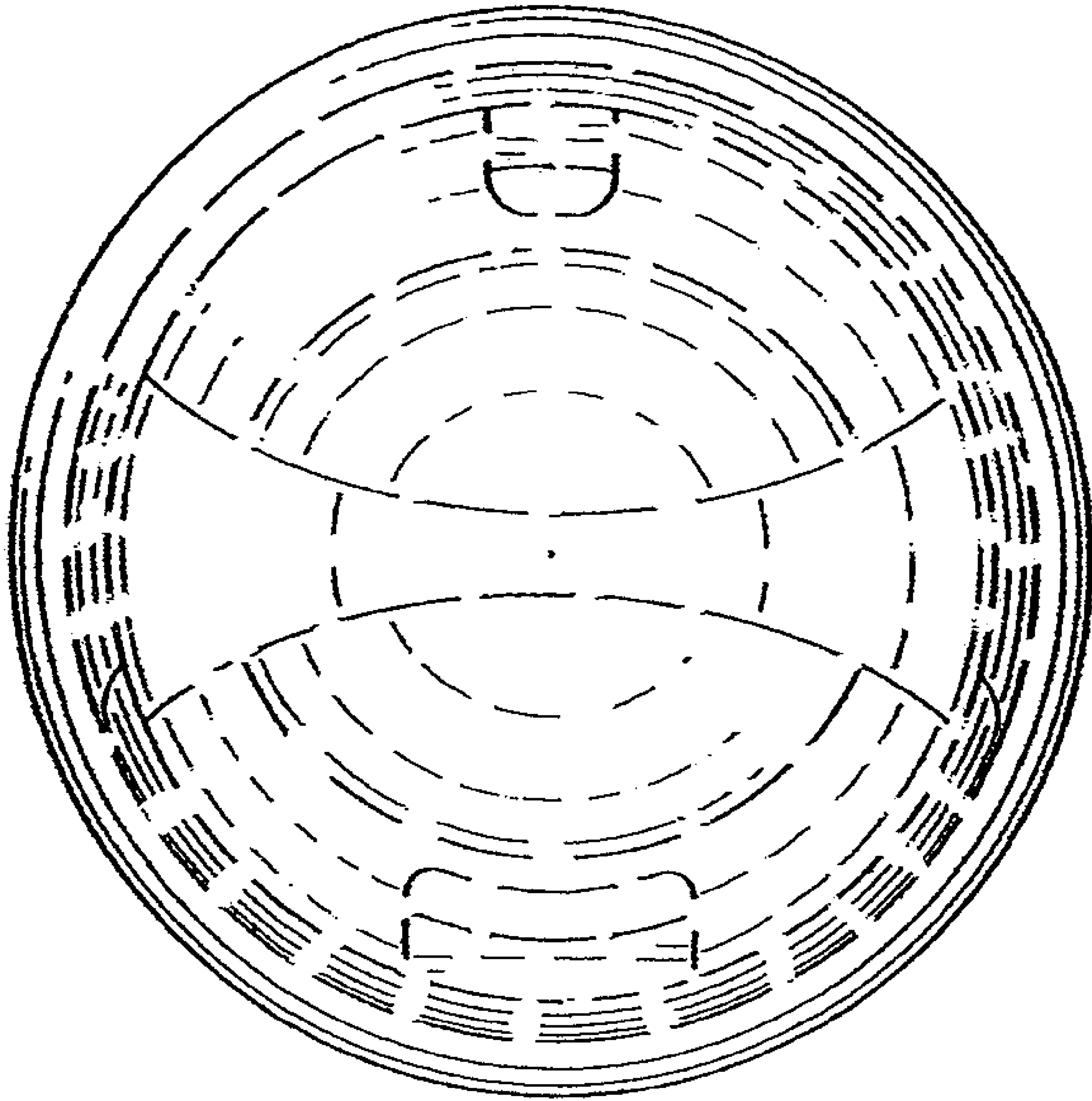


FIG. 6



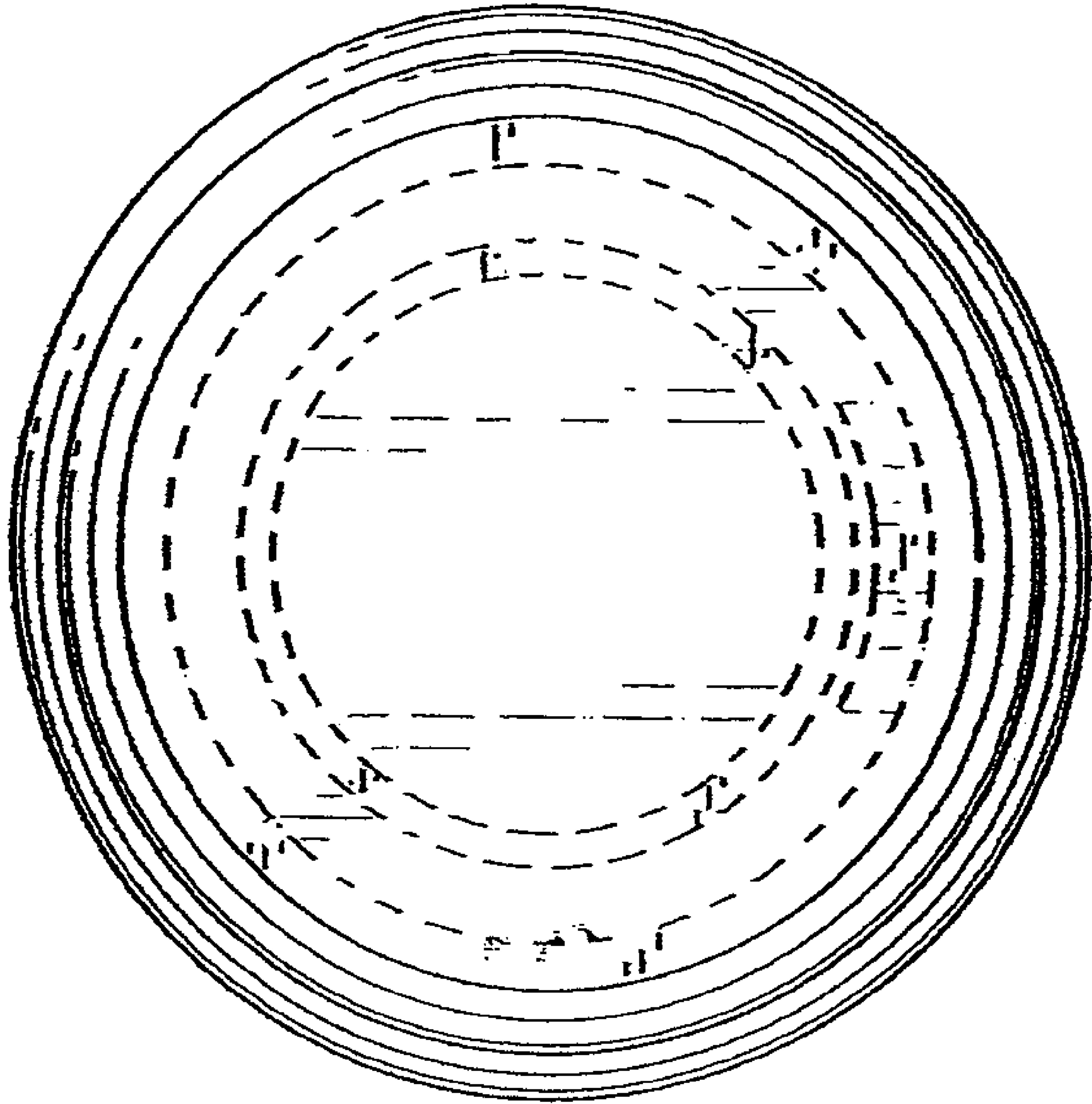


FIG. 7