



US00D563721S

(12) **United States Design Patent**
Gunter

(10) **Patent No.:** **US D563,721 S**
(45) **Date of Patent:** **** Mar. 11, 2008**

(54) **TRIVET**

(75) Inventor: **Carol Gunter**, Sun City Center, FL
(US)

(73) Assignee: **Carol R Gunter**, Sun City Center, FL
(US)

(**) Term: **14 Years**

(21) Appl. No.: **29/273,864**

(22) Filed: **Mar. 16, 2007**

(51) **LOC (8) Cl.** **07-01**

(52) **U.S. Cl.** **D7/388; D7/387**

(58) **Field of Classification Search** D7/213,
D7/387, 388, 391, 408, 409, 624.1; D6/480,
D6/491, 403; D8/374; D24/124, 189; D29/119;
D30/161; 2/16, 158, 916; 99/450; 108/156;
126/214 C; 219/732; 248/346.11, 346.01,
248/346.02; 4/582, 583

See application file for complete search history.

(56) **References Cited**

U.S. PATENT DOCUMENTS

| | | | | |
|---------------|--------|-----------------|-------|---------|
| D192,226 S * | 2/1962 | Curtis | | D7/388 |
| 3,077,618 A * | 2/1963 | O'Link | | 441/113 |
| 4,733,659 A * | 3/1988 | Edenbaum et al. | | 602/54 |
| 4,860,383 A * | 8/1989 | Warn | | 2/88 |
| D323,541 S * | 1/1992 | Ciolino | | D21/803 |

| | | | | |
|----------------|---------|---------------|-------|---------|
| D331,460 S * | 12/1992 | Mulder | | D24/127 |
| D336,549 S * | 6/1993 | Stabile | | D29/119 |
| D341,406 S * | 11/1993 | Scheurer | | D21/805 |
| D361,969 S * | 9/1995 | Petersen | | D12/168 |
| D433,196 S * | 10/2000 | Specht | | D29/119 |
| 6,243,867 B1 * | 6/2001 | Faison | | 2/16 |
| 7,131,223 B2 * | 11/2006 | Krotts et al. | | 38/140 |
| D552,235 S * | 10/2007 | Inoue et al. | | D24/118 |

* cited by examiner

Primary Examiner—Philip S. Hyder

Assistant Examiner—Cynthia Underwood

(57) **CLAIM**

The ornamental design for a trivet, as shown and described.

DESCRIPTION

FIG. 1 is an isometric view of the trivet;

FIG. 2 is a top plan view of the trivet of FIG. 1;

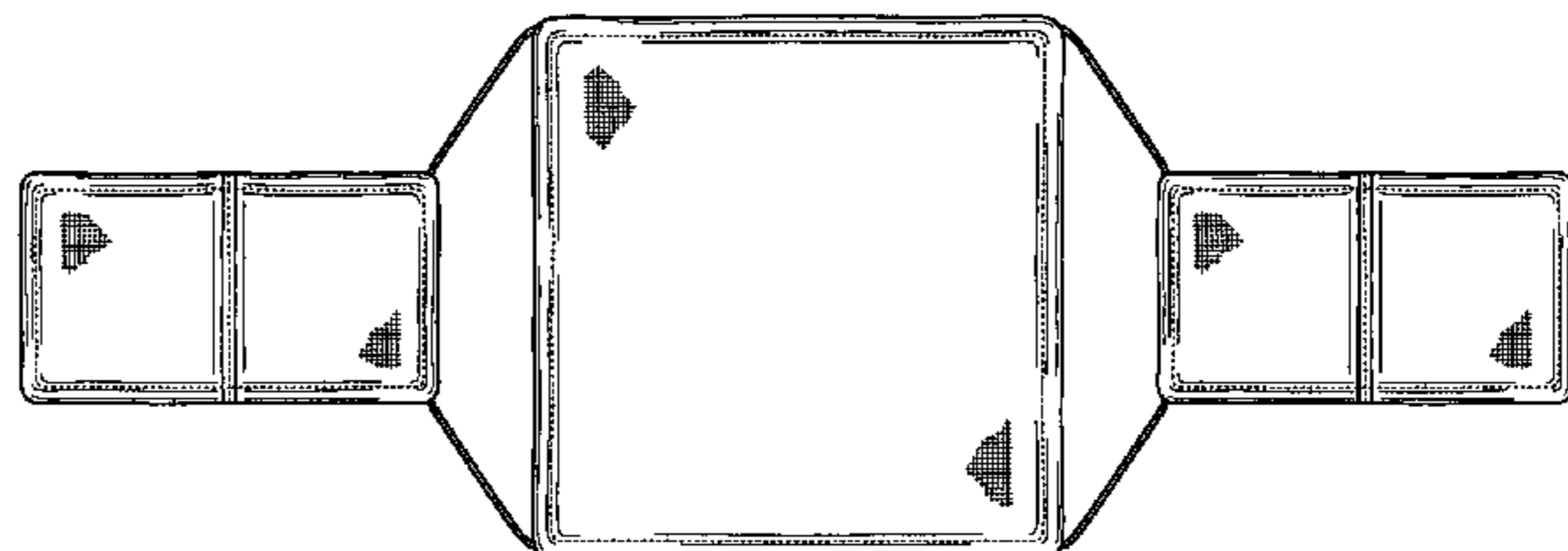
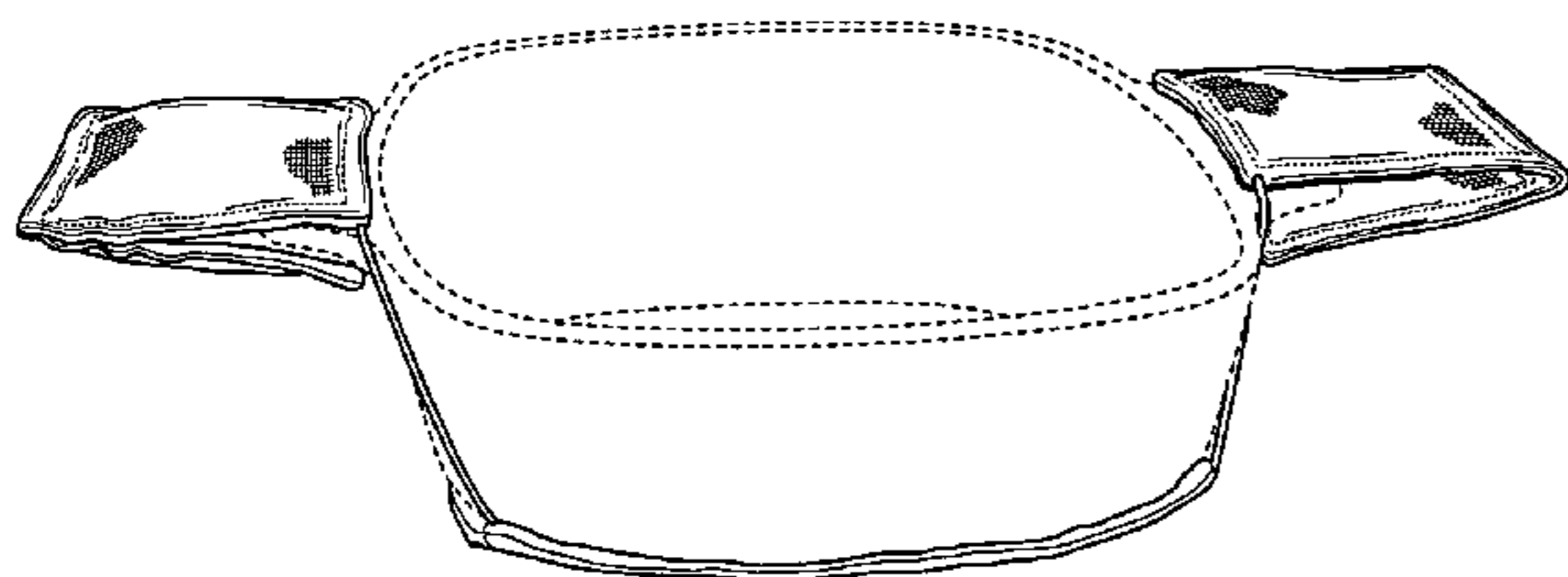
FIG. 3 is a bottom plan of the trivet of FIG. 1; and

FIG. 4 is a side view of the trivet of FIG. 1; the opposite side being the same; and,

FIG. 5 is an end view of the trivet of FIG. 1; the opposite side being the same.

The cross-hatching on the surface of the invention is understood to represent a texture that continues across entire surface.

1 Claim, 3 Drawing Sheets



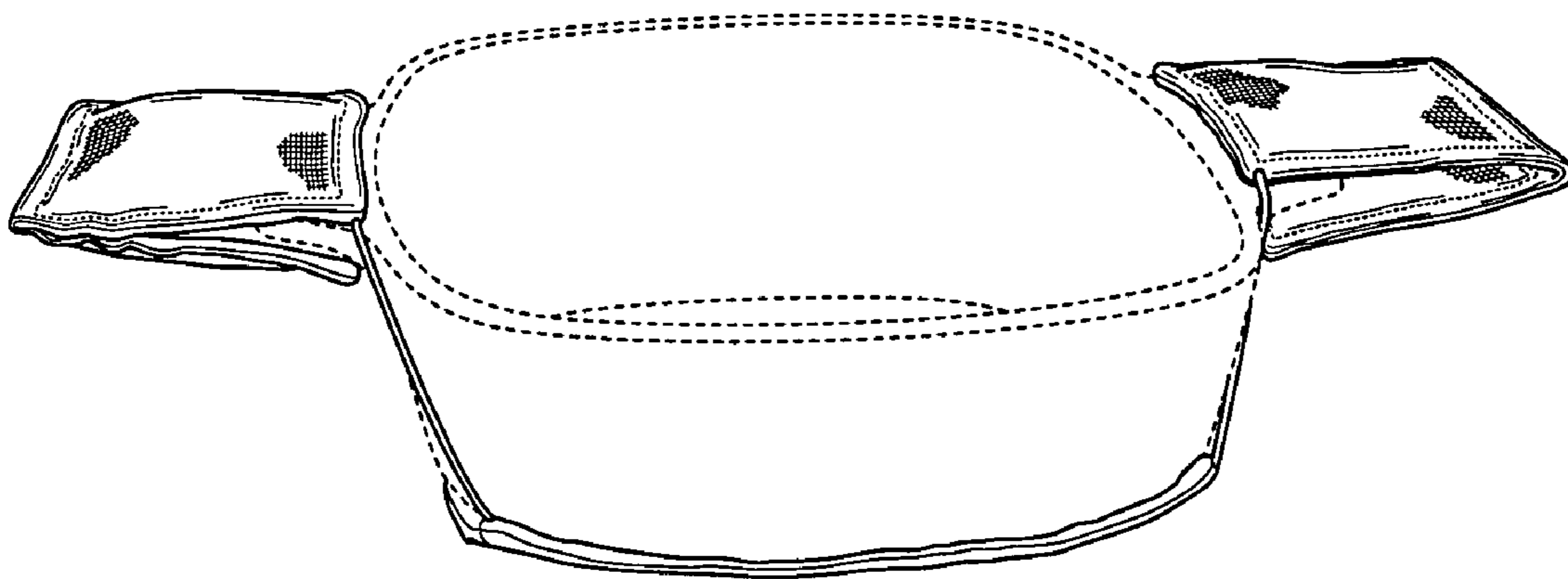


FIG. 1




FIG. 2




FIG. 3

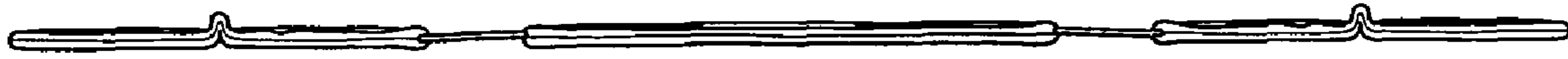


FIG. 4




FIG. 5