



US00D563705S

(12) **United States Design Patent** (10) **Patent No.:** **US D563,705 S**
Binderbauer et al. (45) **Date of Patent:** **** Mar. 11, 2008**

(54) **FLOOR-STANDING LIQUID DISINFECTANT DISPENSER**

(75) Inventors: **Horst Binderbauer**, Ladera Ranch, CA (US); **Michl Binderbauer**, Ladera Ranch, CA (US); **Renato Franchetto**, Coto de Caza, CA (US)

(73) Assignee: **Soaptronic International, LLC**, Ladera Ranch, CA (US)

(**) Term: **14 Years**

(21) Appl. No.: **29/279,661**

(22) Filed: **May 4, 2007**

(51) **LOC (8) Cl.** **23-02**

(52) **U.S. Cl.** **D6/542**

(58) **Field of Classification Search** D6/542-545;
221/281-282; 222/14, 173, 146.3, 628, 251,
222/181.1, 181.3; D9/682, 688, 690, 691,
D9/448, 449

See application file for complete search history.

(56) **References Cited**

U.S. PATENT DOCUMENTS

2,041,370	A	5/1936	Pottorff	
2,520,450	A	8/1950	Austin, Jr.	
3,415,475	A	12/1968	Goodman	
5,125,607	A	6/1992	Pryor	
5,220,740	A	6/1993	Brault	
5,421,548	A	6/1995	Bennett et al.	
D385,348	S	10/1997	Ward et al.	
D416,154	S *	11/1999	Diehl	D6/542
D426,093	S *	6/2000	Cayouette	D6/542
D438,041	S *	2/2001	Huang	D6/542
6,367,749	B2	4/2002	Valiulis	

D458,485	S	6/2002	Tramontina	
D459,623	S	7/2002	Tramontina	
D463,183	S	9/2002	Tramontina	
6,471,176	B2	10/2002	Berthiaume	
6,601,818	B1	8/2003	Larsen	
6,612,534	B2	9/2003	Hennessey	
D483,974	S *	12/2003	Reed	D6/542
6,682,055	B1	1/2004	Tomlinson et al.	
6,691,897	B2	2/2004	Ashe	
D490,262	S *	5/2004	Graves et al.	D6/542
6,820,770	B2	11/2004	Makino et al.	
6,905,039	B2	6/2005	Richter et al.	
D518,893	S	4/2006	Ugent et al.	
D534,753	S *	1/2007	Christianson	D6/542
2003/0145498	A1	8/2003	Venegas, Jr.	

* cited by examiner

Primary Examiner—Brian N Vinson

(74) *Attorney, Agent, or Firm*—Myers Dawes Andras & Sherman LLP; Joseph C. Andras

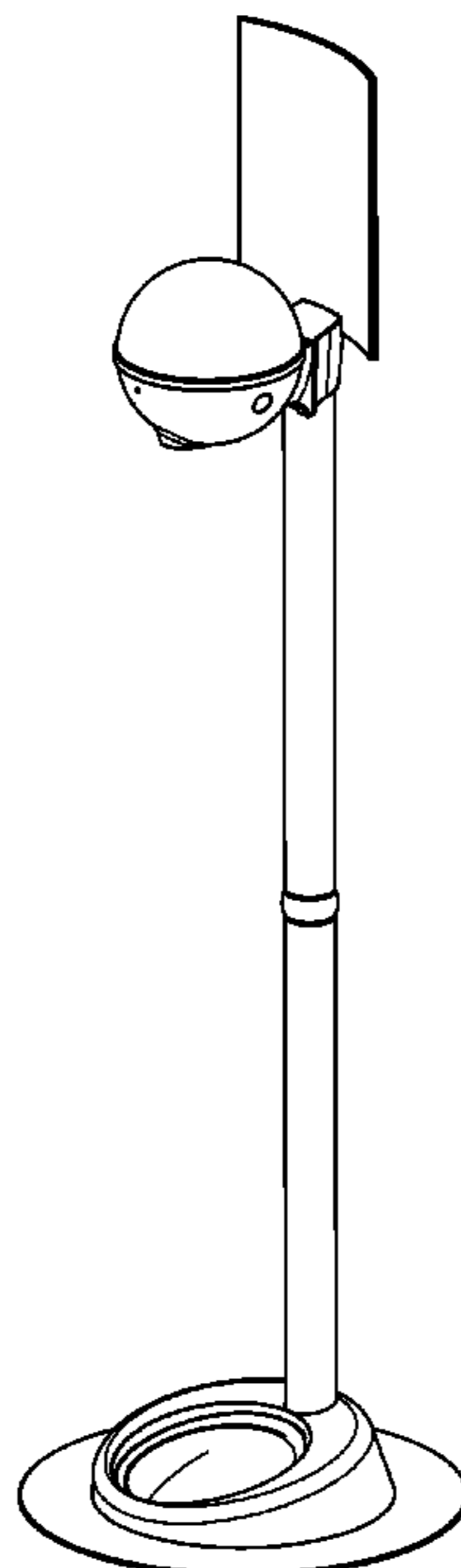
(57) **CLAIM**

We claim the ornamental design for the floor-standing liquid disinfectant dispenser, as shown and described.

DESCRIPTION

FIG. 1 is a perspective view of the floor-standing liquid disinfectant dispenser of the present invention;
FIG. 2 is a front elevational view thereof;
FIG. 3 is a back elevational view thereof;
FIG. 4 is a left-side elevational view thereof, the right-side elevational view being a mirror image;
FIG. 5 is a top plan view thereof; and,
FIG. 6 is a bottom plan view thereof.

1 Claim, 3 Drawing Sheets



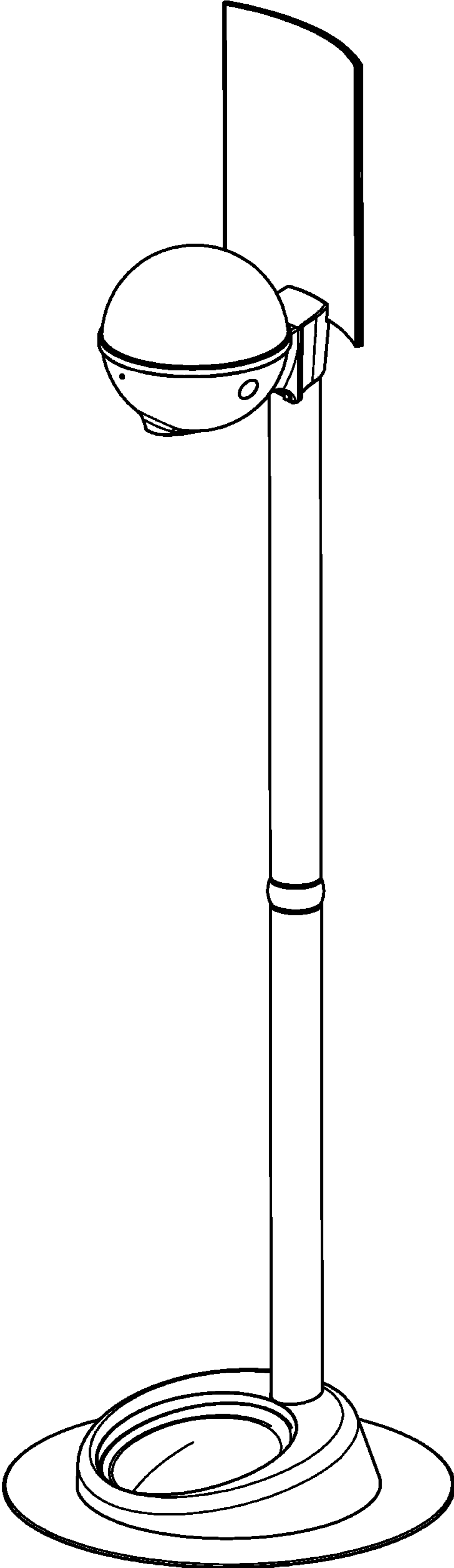


FIG. 1

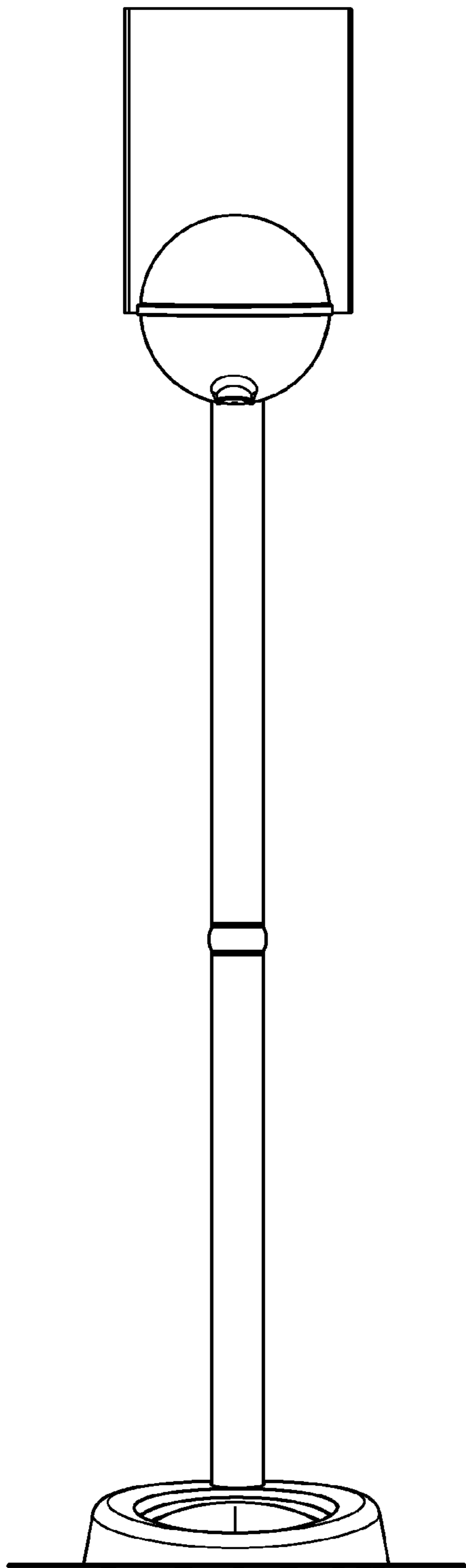


FIG. 2

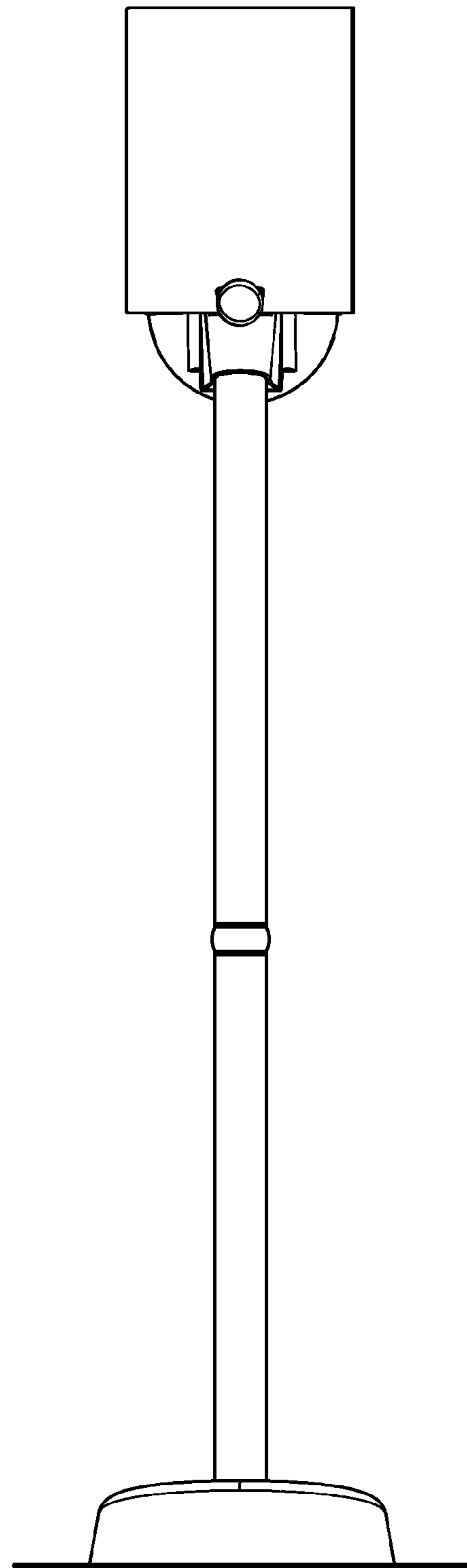


FIG. 3

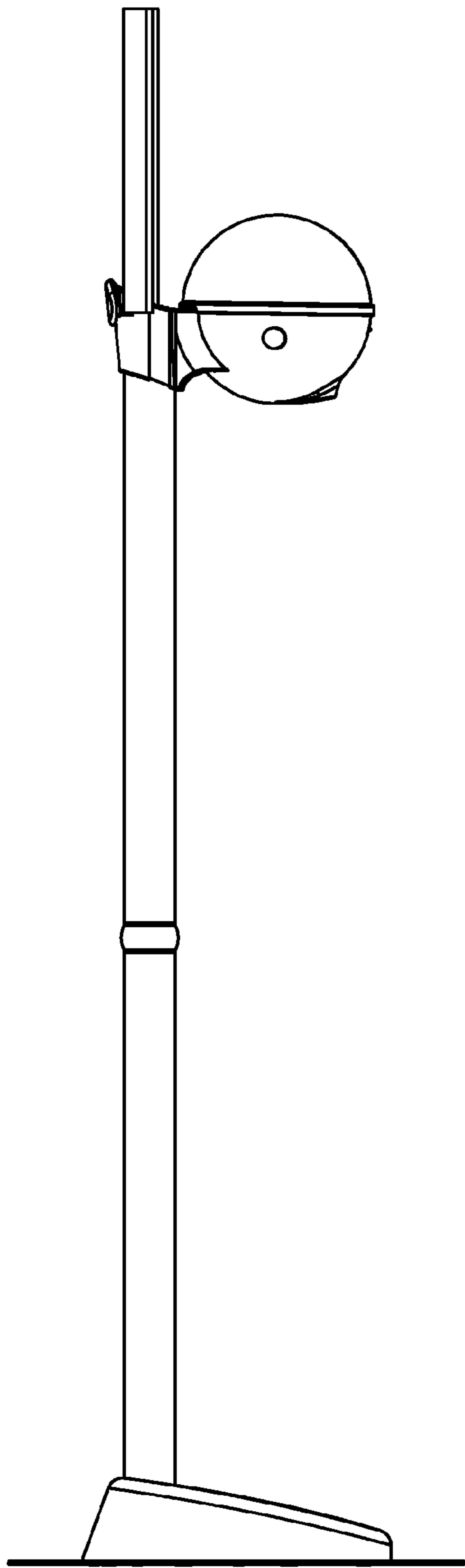


FIG. 4

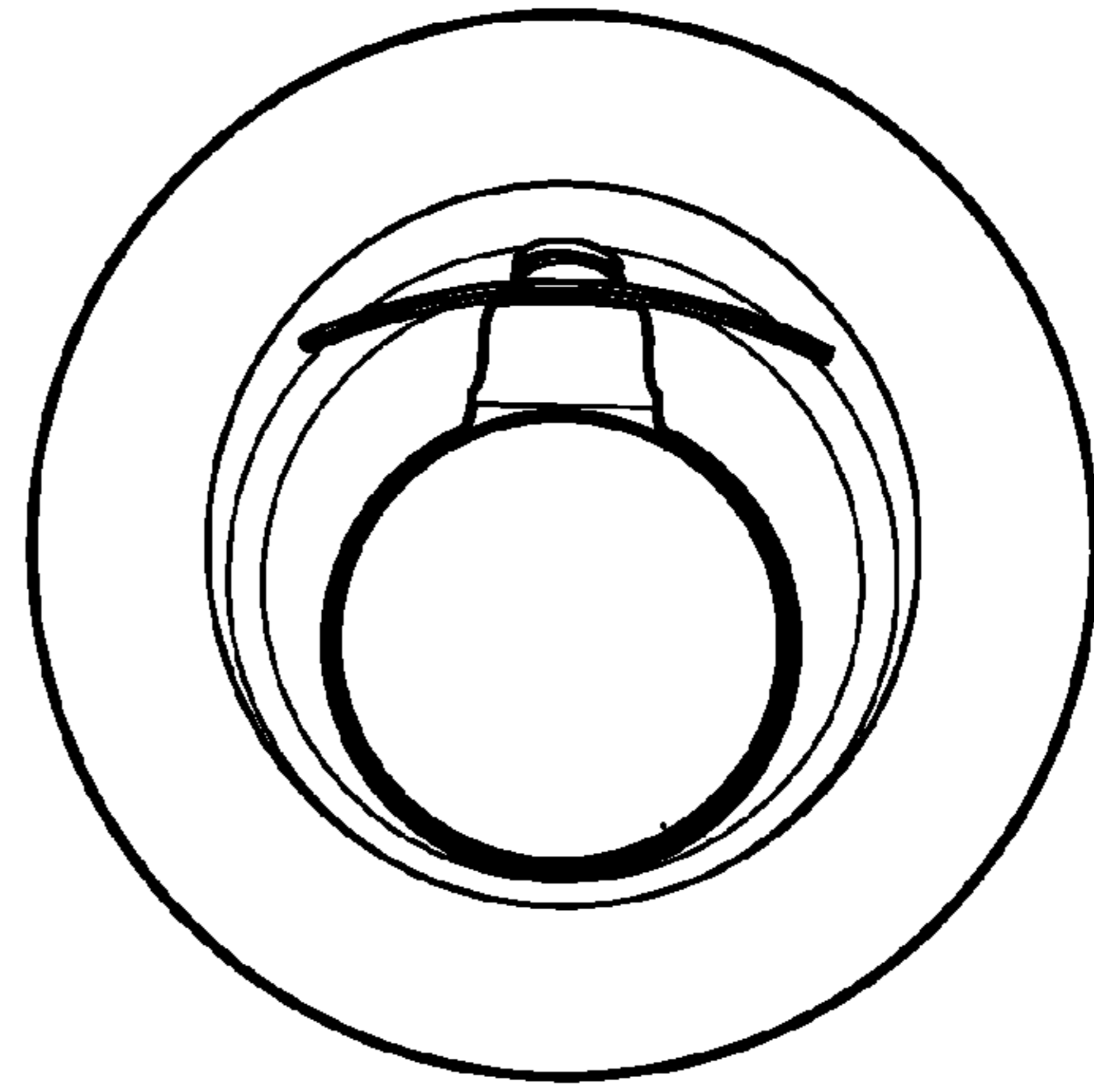


FIG. 5




FIG. 6