



US00D563682S

(12) **United States Design Patent**
Barker

(10) **Patent No.:** **US D563,682 S**

(45) **Date of Patent:** **** Mar. 11, 2008**

(54) **CLOTHING HANGER**

(75) Inventor: **Gary Barker**, Oakland, CA (US)

(73) Assignee: **GreenHeart Global LLC**, Oakland, CA (US)

(**) Term: **14 Years**

(21) Appl. No.: **29/288,334**

(22) Filed: **Jun. 7, 2007**

(51) **LOC (8) Cl.** **06-08**

(52) **U.S. Cl.** **D6/318; D6/315**

(58) **Field of Classification Search** D6/315,
D6/317, 318, 319; 223/85-98; 211/13.1,
211/85.3, 113; 248/309.1, 317
See application file for complete search history.

(56) **References Cited**

U.S. PATENT DOCUMENTS

3,029,005	A *	4/1962	Batts	223/92
D286,584	S *	11/1986	Blanchard	D6/318
D299,889	S *	2/1989	Spitz	D6/318
D405,273	S *	2/1999	Oberdorf	D6/318
D498,935	S *	11/2004	Gouldson	D6/318

D505,795	S *	6/2005	Schultz et al.	D6/318
D510,814	S *	10/2005	Schultz et al.	D6/318
D541,537	S *	5/2007	Cresap et al.	D6/318

* cited by examiner

Primary Examiner—Stella M. Reid

Assistant Examiner—Shanda C. Hill

(74) *Attorney, Agent, or Firm*—Stuart J. Friedman

(57) **CLAIM**

The ornamental design for a clothing hanger, as shown and described.

DESCRIPTION

FIG. 1 is a top plan view of a clothing hanger showing my new design;

FIG. 2 is a left side elevational view thereof;

FIG. 3 is a front elevational view thereof, the rear elevational view being a mirror image thereto;

FIG. 4 is a right side elevational view thereof;

FIG. 5 is a bottom plan view thereof; and,

FIG. 6 is an enlarged perspective view thereof.

1 Claim, 1 Drawing Sheet

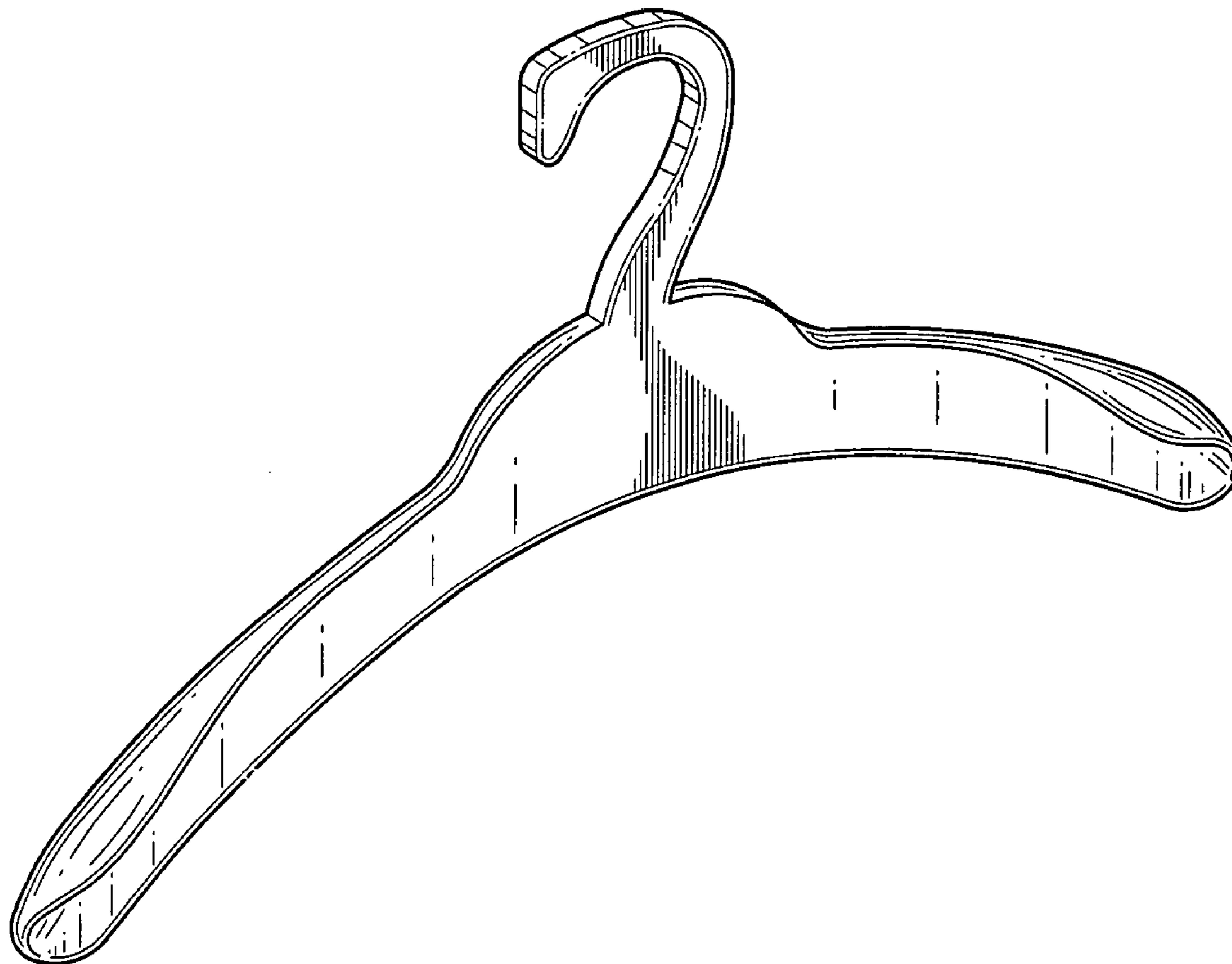




FIG. 1

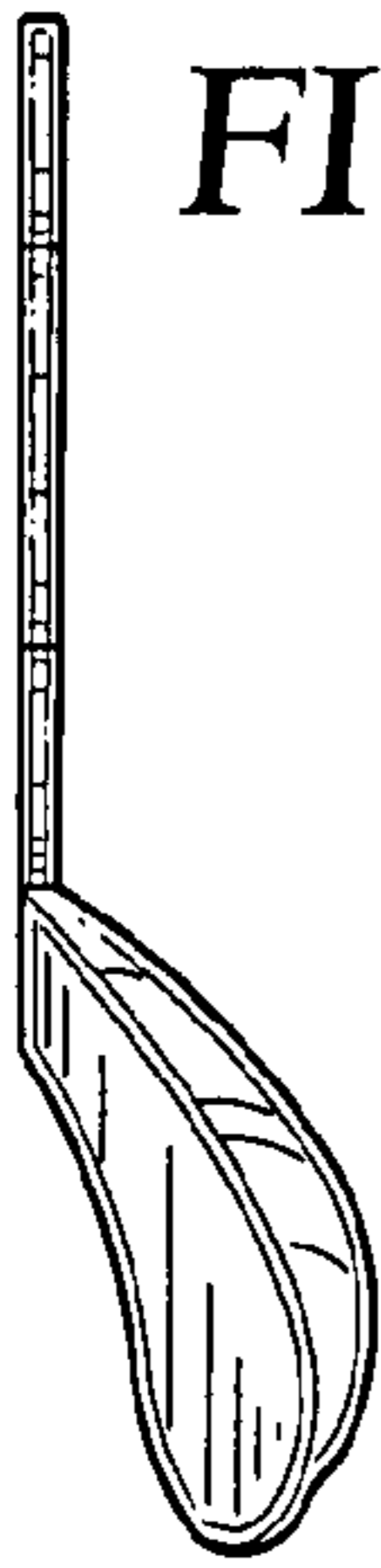


FIG. 2



FIG. 4

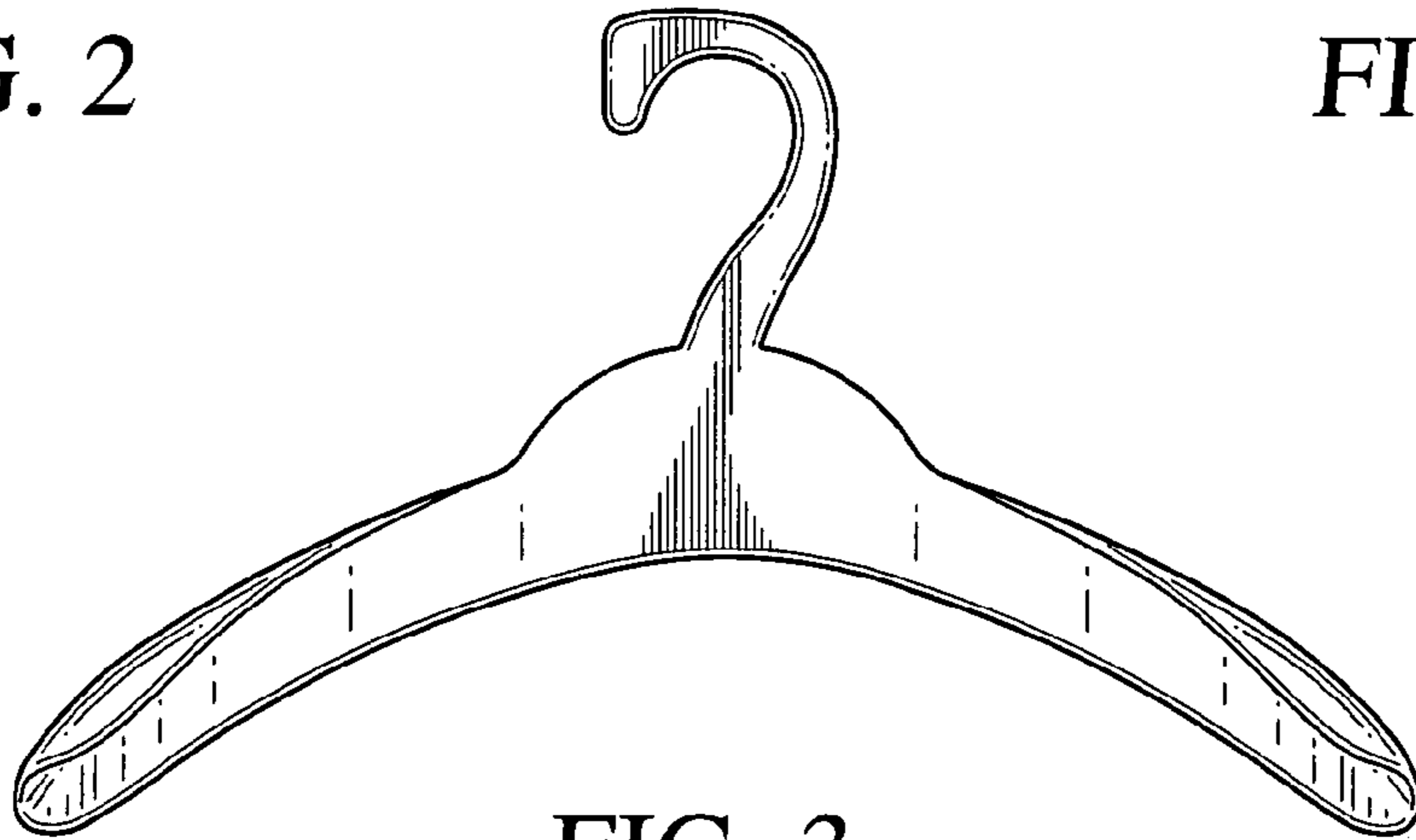


FIG. 3



FIG. 5

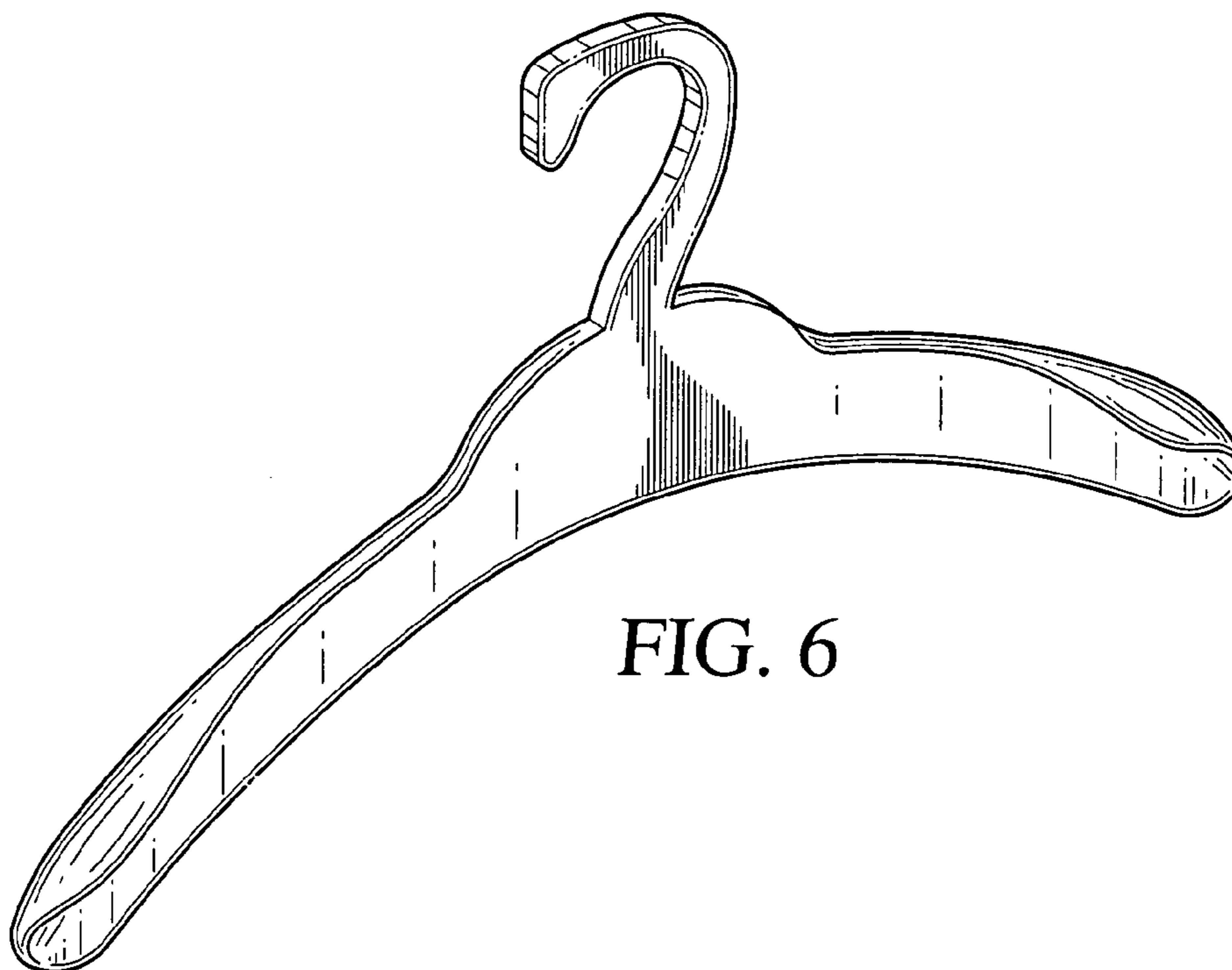


FIG. 6