

US00D563680S

(12) **United States Design Patent**
Barker

(10) **Patent No.:** **US D563,680 S**

(45) **Date of Patent:** **** Mar. 11, 2008**

(54) **CLOTHING HANGER**

(75) Inventor: **Gary Barker**, Oakland, CA (US)

(73) Assignee: **GreenHeart Global LLC**, Oakland, CA (US)

(**) Term: **14 Years**

(21) Appl. No.: **29/288,335**

(22) Filed: **Jun. 7, 2007**

(51) **LOC (8) Cl.** **06-08**

(52) **U.S. Cl.** **D6/315; D6/318**

(58) **Field of Classification Search** D6/315,
D6/317, 318, 319, 327, 328, 513; 223/85-98;
211/13.1, 85.3, 113; 248/309.1, 317; D9/457;
D3/266

See application file for complete search history.

(56) **References Cited**

U.S. PATENT DOCUMENTS

- D264,789 S * 6/1982 Zyla et al. D6/315
- D272,494 S * 2/1984 Mahowald D6/513
- D293,514 S * 1/1988 Hurrelbrink D6/318
- D321,288 S * 11/1991 Nichol, Jr. D6/315
- D326,365 S * 5/1992 Stevens et al. D6/315

- D337,338 S * 7/1993 Chang D3/266
- D366,569 S * 1/1996 Coles et al. D6/315
- D377,868 S * 2/1997 Charlet D6/315
- D548,982 S * 8/2007 Chernicoff et al. D6/318

* cited by examiner

Primary Examiner—Stella M. Reid

Assistant Examiner—Shanda C. Hill

(74) *Attorney, Agent, or Firm*—Stuart J. Friedman

(57) **CLAIM**

The ornamental design for a clothing hanger, as shown and described.

DESCRIPTION

FIG. 1 is a top plan view of a clothing hanger showing my new design;

FIG. 2 is a left side elevational view thereof;

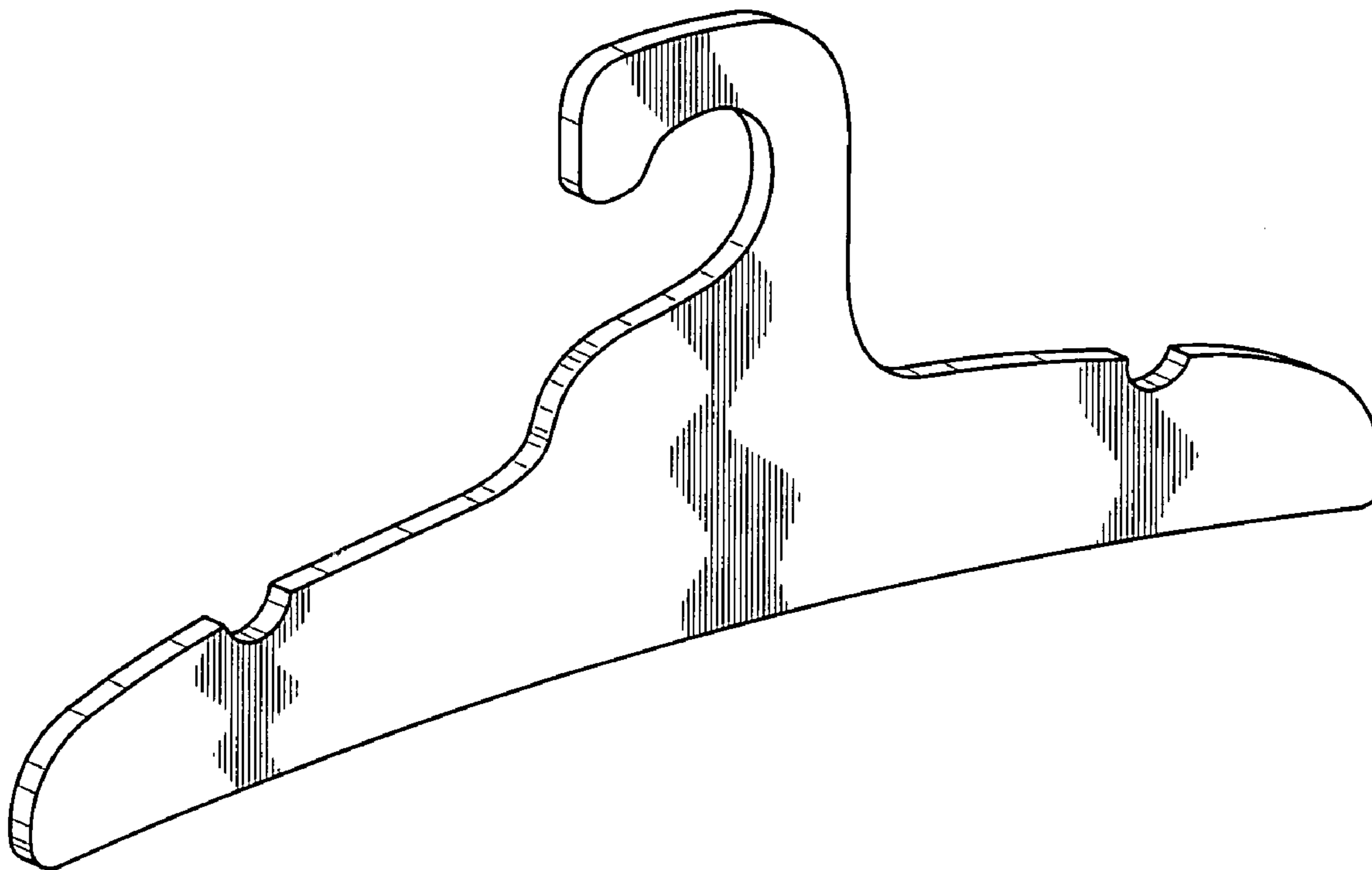
FIG. 3 is a front elevational view thereof, the rear elevational view being a mirror image thereto;

FIG. 4 is a right side elevational view thereof;

FIG. 5 is a bottom plan view thereof; and,

FIG. 6 is an enlarged perspective view thereof.

1 Claim, 1 Drawing Sheet






FIG. 1

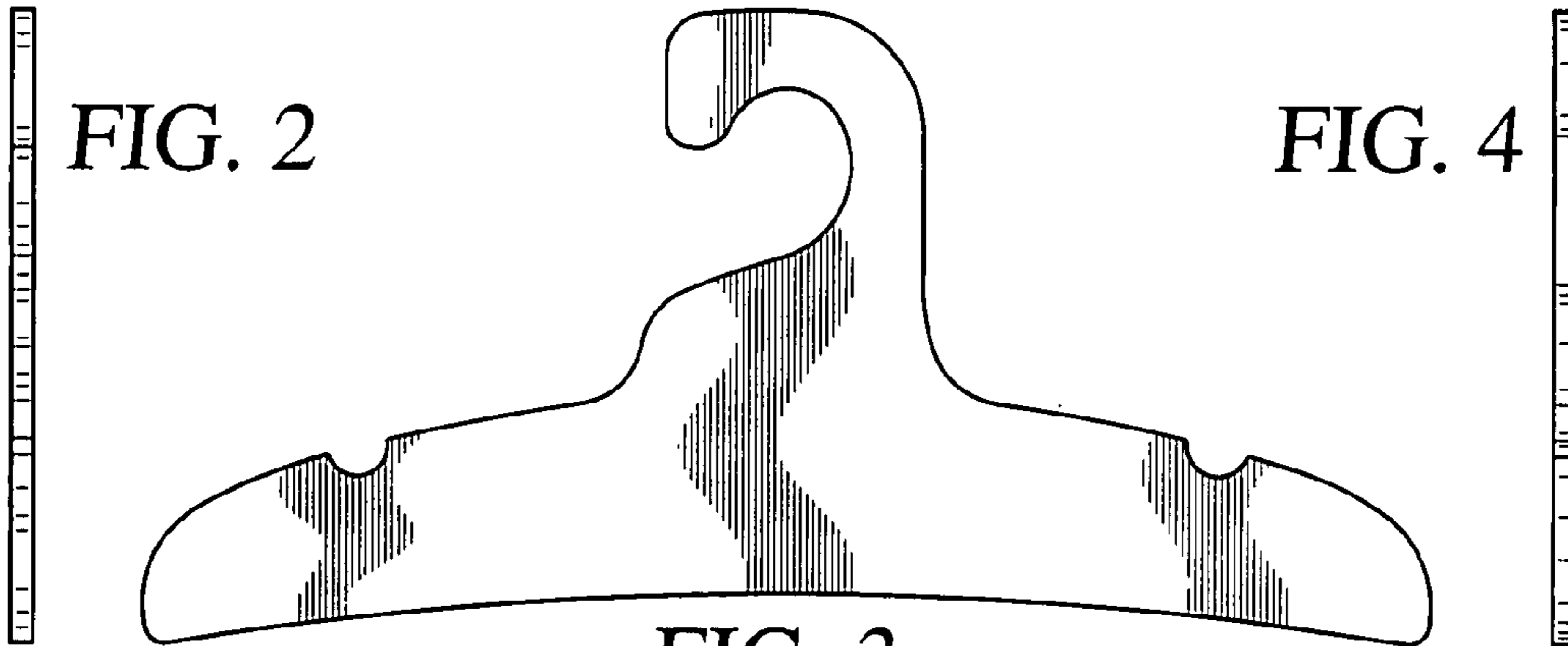


FIG. 2

FIG. 4

FIG. 3




FIG. 5

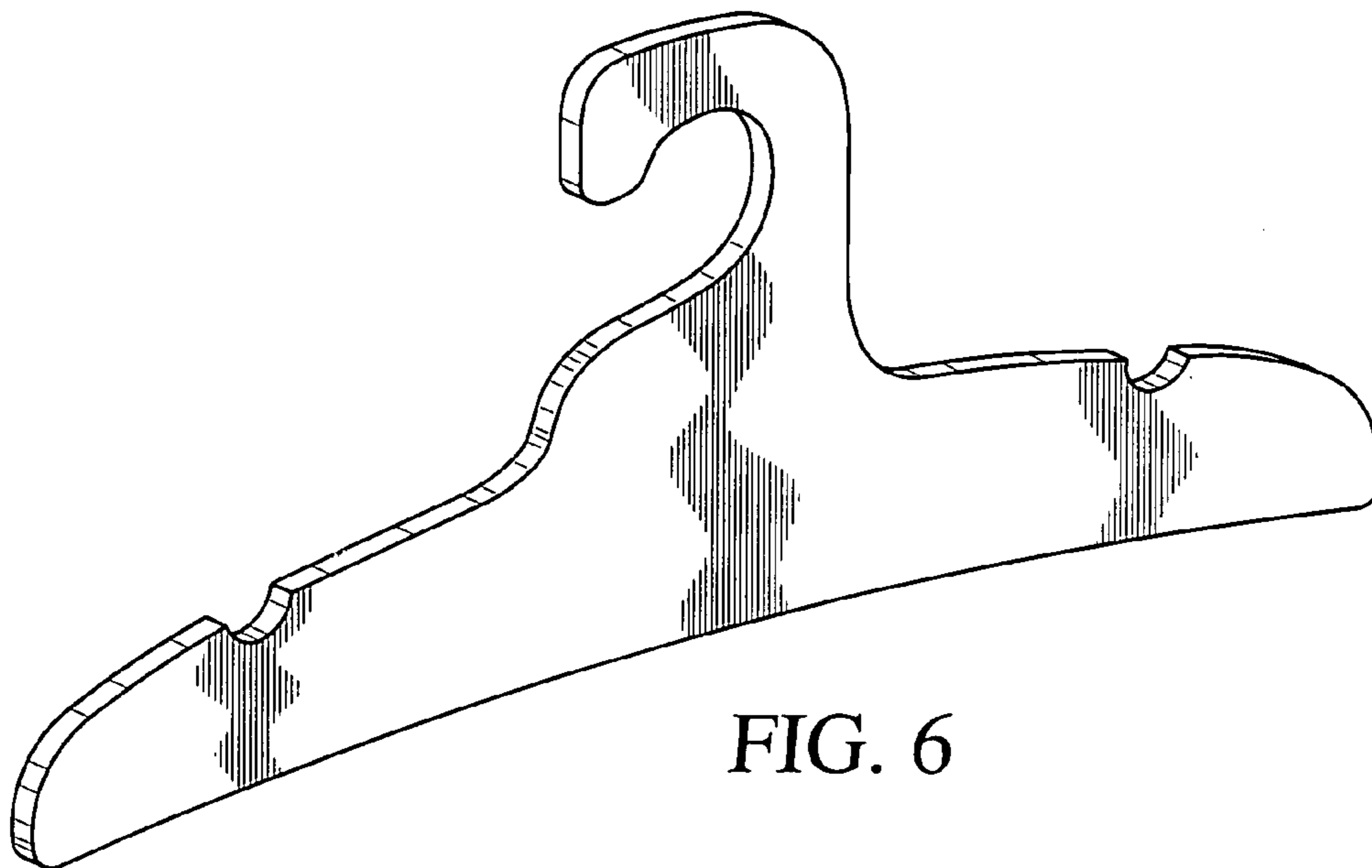


FIG. 6