



US00D563677S

(12) **United States Design Patent**
Zemel

(10) **Patent No.:** **US D563,677 S**
(45) **Date of Patent:** **** Mar. 11, 2008**

(54) **GRILL CLEANING APPLIANCE**

(75) Inventor: **Marc Zemel**, Melville, NY (US)

(73) Assignee: **Mr. Bar-B-Q-, Inc.**, Old Bethpage, NY (US)

(**) Term: **14 Years**

(21) Appl. No.: **29/250,861**

(22) Filed: **Dec. 4, 2006**

(51) **LOC (8) Cl.** **04-01**

(52) **U.S. Cl.** **D4/138; D4/118**

(58) **Field of Classification Search** D4/116,
D4/118, 132, 134, 138; D7/393, 395, 401.2;
D28/63; D32/42, 49, 51; 15/111, 143.1,
15/159.1, 160, 236.01, 236.07, 236.08, 229.13,
15/244.1; 16/430, 431; D8/107, 300, 303
See application file for complete search history.

(56) **References Cited**

U.S. PATENT DOCUMENTS

D344,634 S	3/1994	Berti
D345,653 S	4/1994	Joyner
D358,491 S	5/1995	Hoagland
D392,104 S	3/1998	Berti
D455,272 S	4/2002	Zemel
D463,952 S	10/2002	Zemel

D502,324 S 3/2005 Conway et al.
D532,609 S 11/2006 Zemel
2005/0011029 A1* 1/2005 Yu 15/111

* cited by examiner

Primary Examiner—Cathron Brooks

Assistant Examiner—Lavone D. Tabor

(74) *Attorney, Agent, or Firm*—Seth Natter; Natter & Natter

(57) **CLAIM**

The ornamental design for a grill cleaning appliance, as shown and described.

DESCRIPTION

FIG. 1 is a perspective view of a grill cleaning appliance showing my new design;

FIG. 2 is a top plan view thereof;

FIG. 3 is a bottom plan view thereof;

FIG. 4 is a side elevational view thereof;

FIG. 5 is a front elevational view thereof; and,

FIG. 6 is a rear elevational view thereof.

The side not illustrated is a mirror image of the side illustrated in FIG. 4 and the broken line showings form no part of the claimed design.

1 Claim, 3 Drawing Sheets

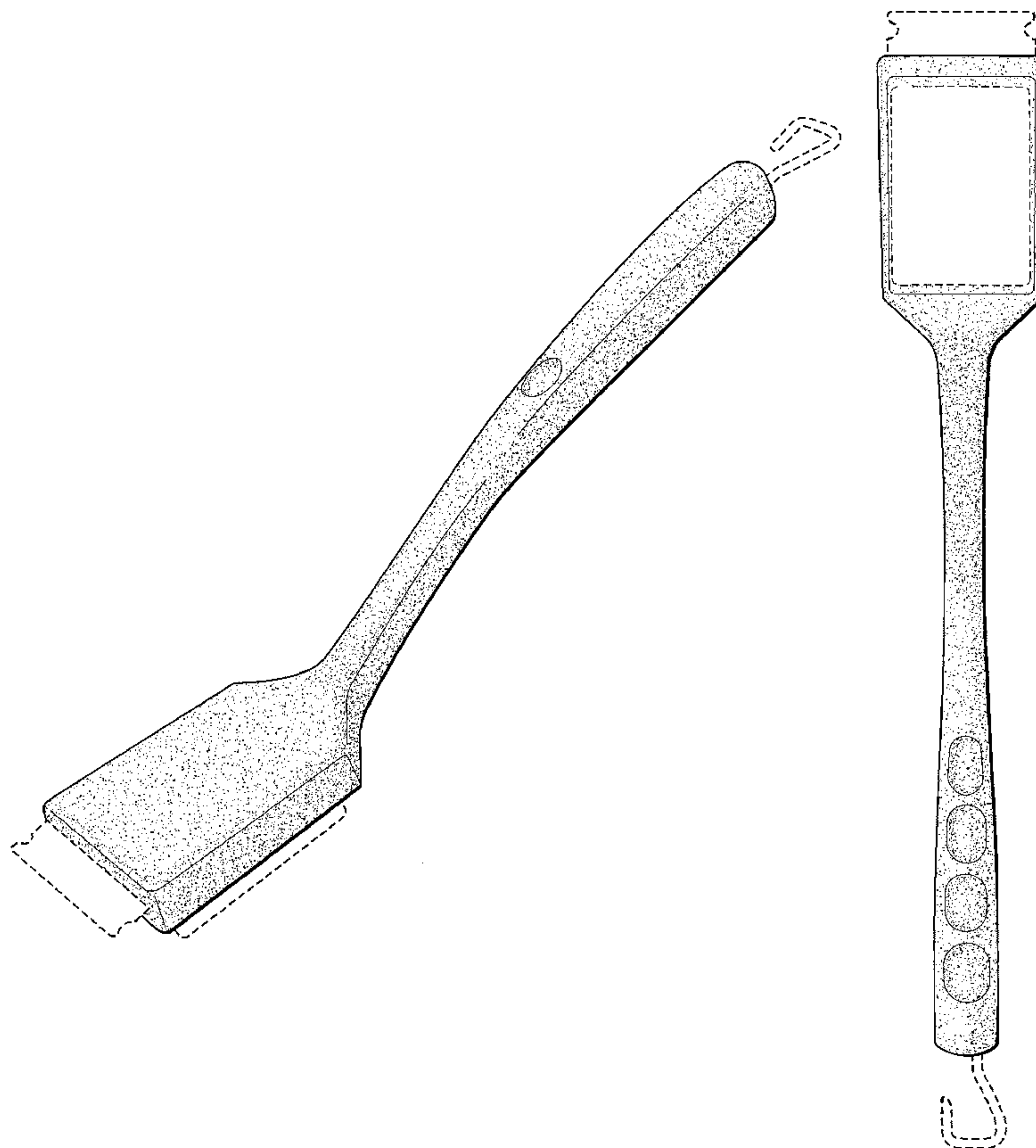


Fig. 1

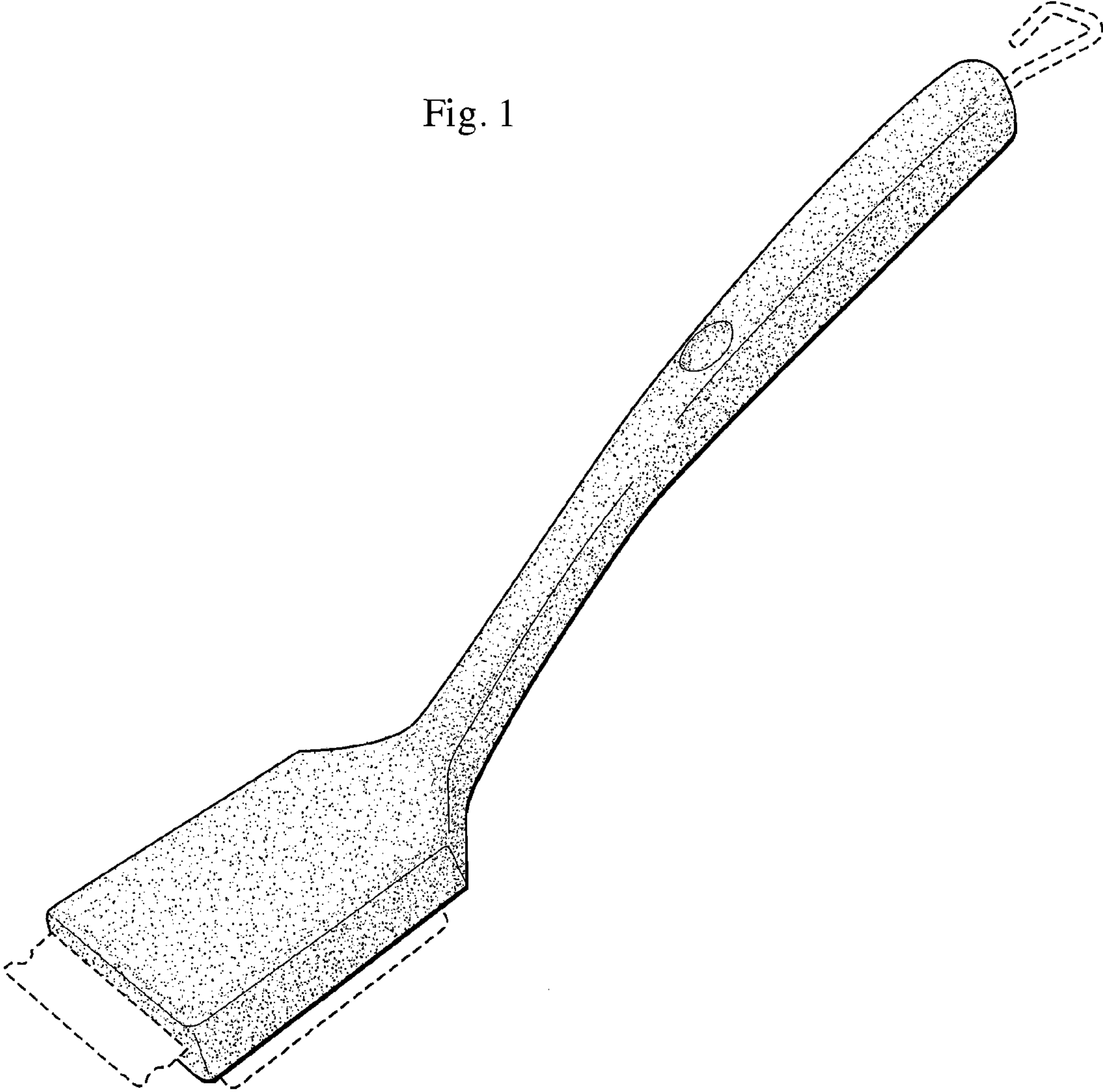


Fig. 2

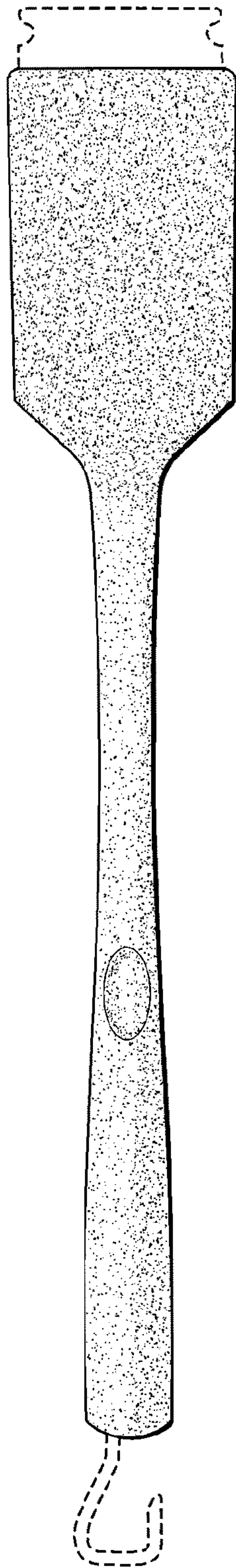


Fig. 3




Fig. 5

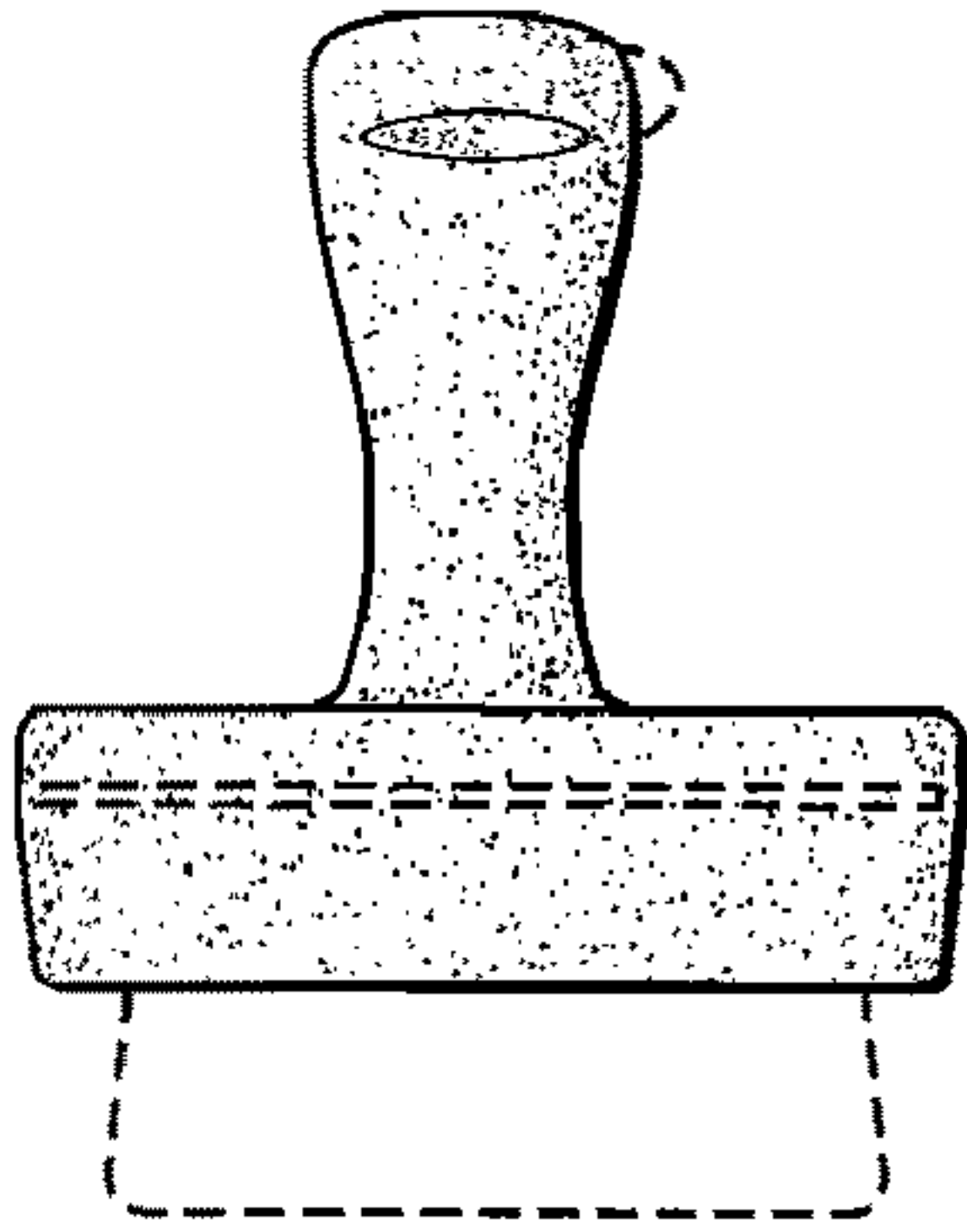


Fig. 6

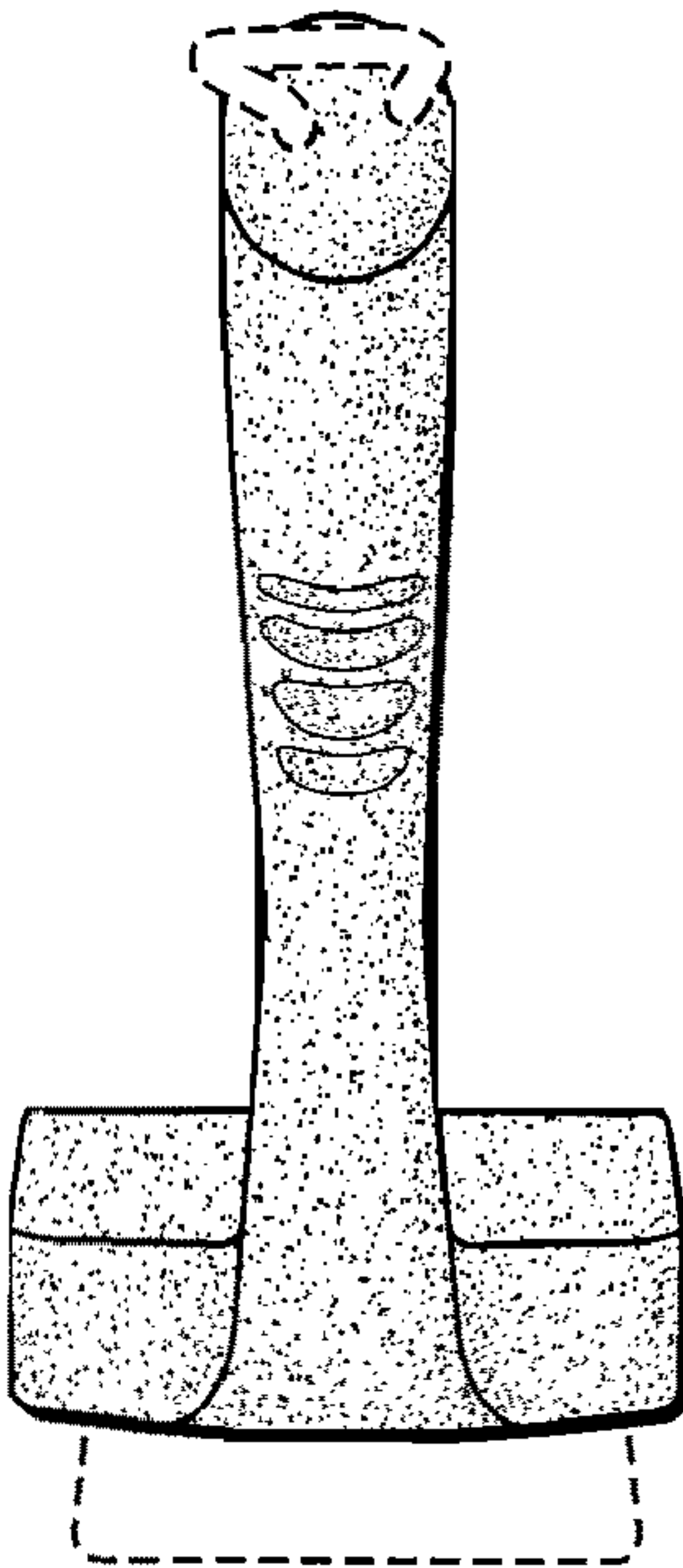


Fig. 4

