



US00D563673S

(12) **United States Design Patent**
Dretzka

(10) **Patent No.: US D563,673 S**

(45) **Date of Patent: ** Mar. 11, 2008**

(54) **DRAWER ORGANIZER**

2004/0245254 A1* 12/2004 Rosenberg et al. 220/507
2005/0162050 A1* 7/2005 Berger et al. 312/108

(75) Inventor: **Philip C. Dretzka**, Mariemont, OH
(US)

OTHER PUBLICATIONS

InterDesign, Inc. Product Brochure—2005, pp. 42, 43, 51.
InterDesign, Inc. Product Brochure—2003, p. 56.
InterDesign, Inc. Product Brochure—2001, p. 10.
InterDesign, Inc. Product Brochure—2000, p. 46.

(73) Assignee: **InterDesign, Inc.**, Solon, OH (US)

(**) Term: **14 Years**

* cited by examiner

(21) Appl. No.: **29/270,283**

Primary Examiner—Stella M. Reid

(22) Filed: **Dec. 19, 2006**

Assistant Examiner—Eric L Goodman

(51) **LOC (8) Cl.** **03-01**

(74) *Attorney, Agent, or Firm*—D. Peter Hochberg; Sean F. Mellino

(52) **U.S. Cl.** **D3/304**

(58) **Field of Classification Search** D3/304–315,
D3/318, 901, 905; D6/516; D7/314, 601;
D9/427, 432; D32/37; 206/557–566, 513,
206/505–506, 508, 510, 511; 220/486–495,
220/752, 760, 762, 764, 768–769, 771, 773,
220/570, 571, 575, 656–659, 675, DIG. 12,
220/DIG. 14; D19/75, 90; 312/348.3

(57) **CLAIM**

See application file for complete search history.

The ornamental design for a drawer organizer, as shown and described.

DESCRIPTION

(56) **References Cited**

U.S. PATENT DOCUMENTS

D330,219 S *	10/1992	Carlson et al.	D19/77
5,738,425 A *	4/1998	Rosenberg et al.	312/348.3
D436,761 S *	1/2001	Stravitz	D6/478
D455,921 S *	4/2002	Quinn	D6/510
D472,711 S *	4/2003	Chen	D3/313
6,871,921 B2 *	3/2005	Ernst	312/348.3
6,901,946 B2 *	6/2005	Frazier	137/312
D530,516 S	10/2006	Snell		
D530,918 S	10/2006	Snell		
D530,919 S	10/2006	Snell		
D530,920 S	10/2006	Snell		
D530,921 S	10/2006	Snell		
D549,457 S *	8/2007	Dretzka et al.	D3/304
2003/0006156 A1 *	1/2003	McCracken et al.	206/373

FIG. 1 is a perspective view of the drawer organizer according to the invention;

FIG. 2 is a front view of the drawer organizer as shown in FIG. 1;

FIG. 3 is a top view of the drawer organizer as shown in FIG. 1;

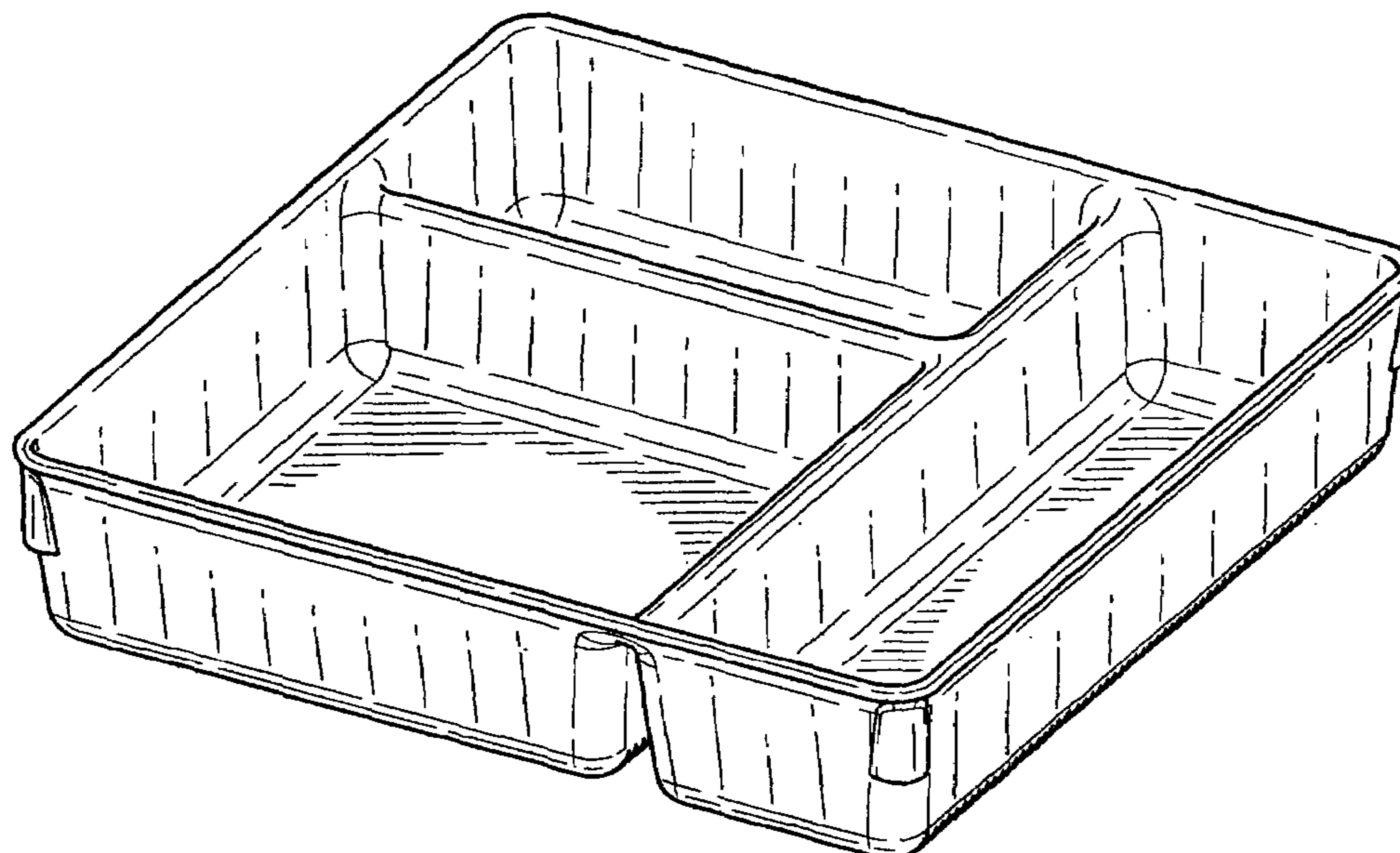
FIG. 4 is a side view of the drawer organizer as shown in FIG. 1;

FIG. 5 is a bottom view of the drawer organizer as shown in FIG. 1;

FIG. 6 is a side view of the drawer organizer as shown in FIG. 1, shown from the opposite side as that shown in FIG. 4; and,

FIG. 7 is a rear view of the drawer organizer as shown in FIG. 1.

1 Claim, 3 Drawing Sheets



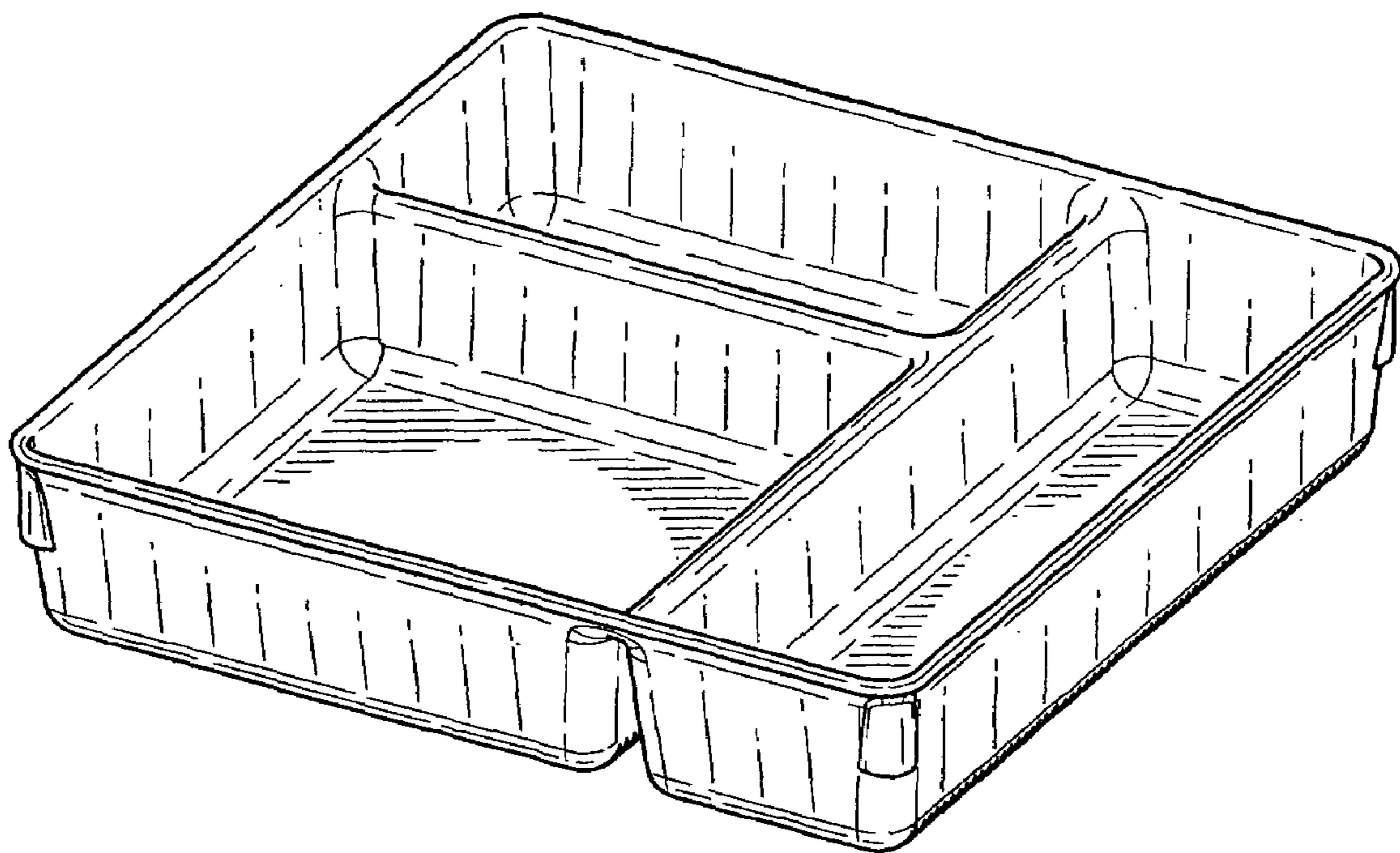


FIG-1

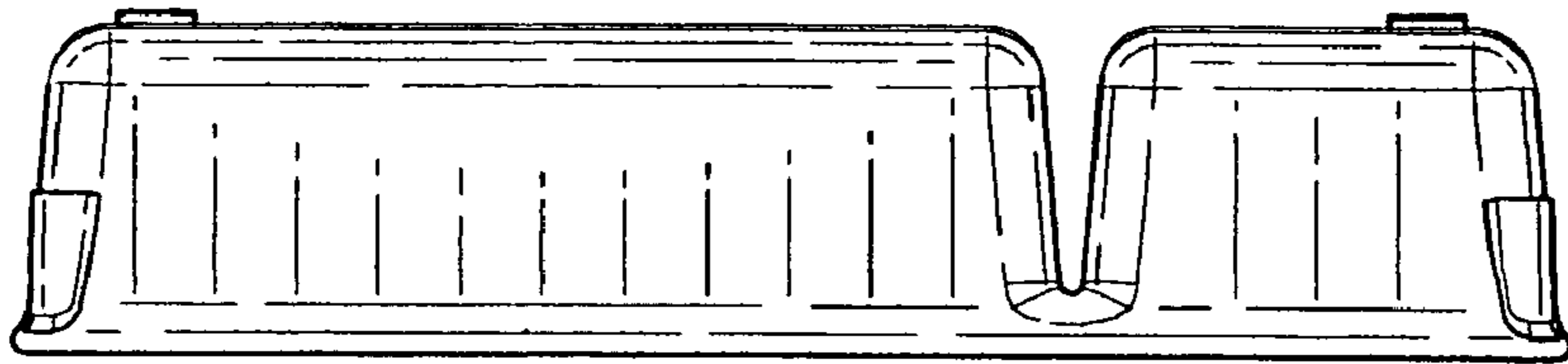


FIG-2

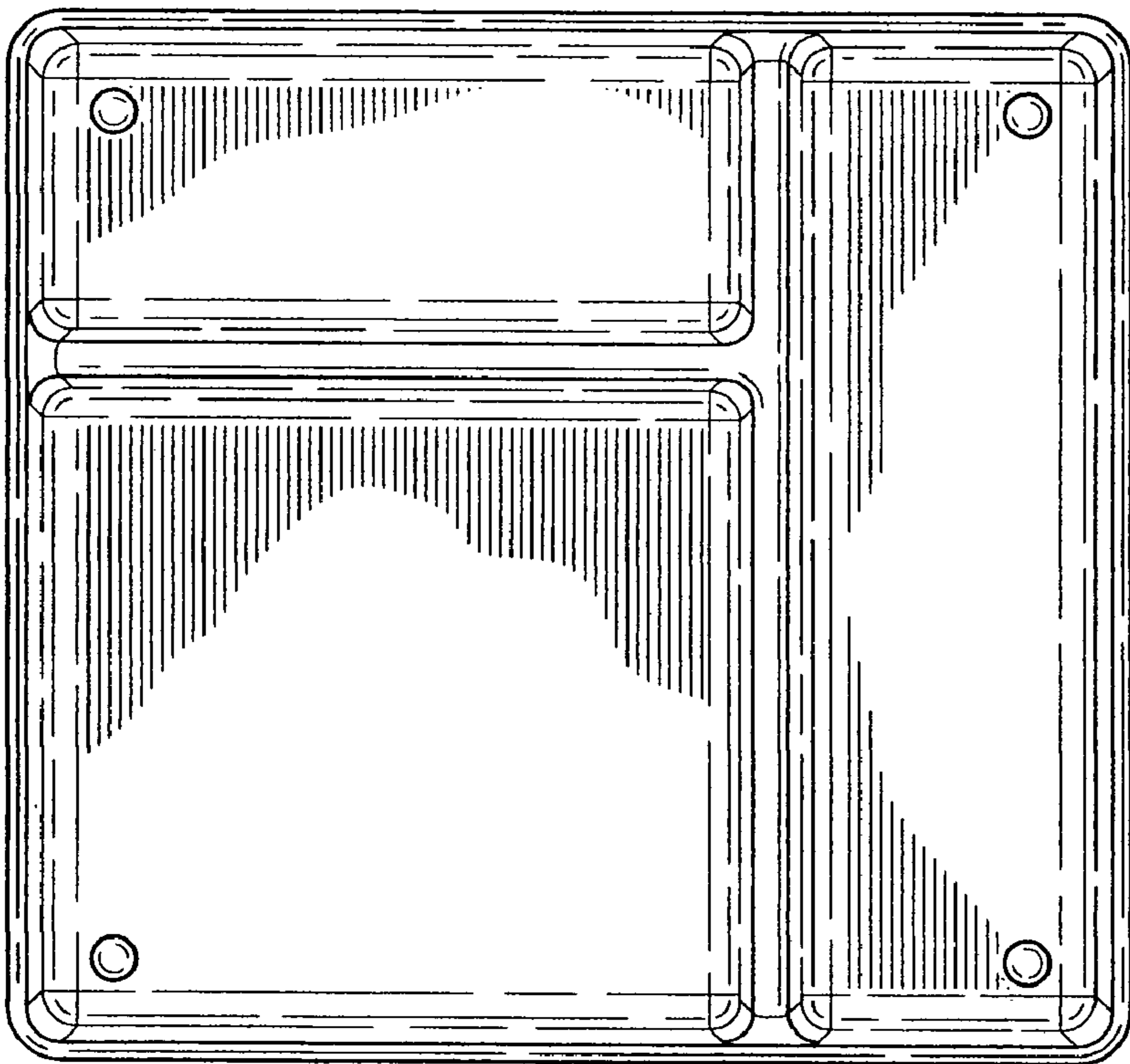


FIG-3

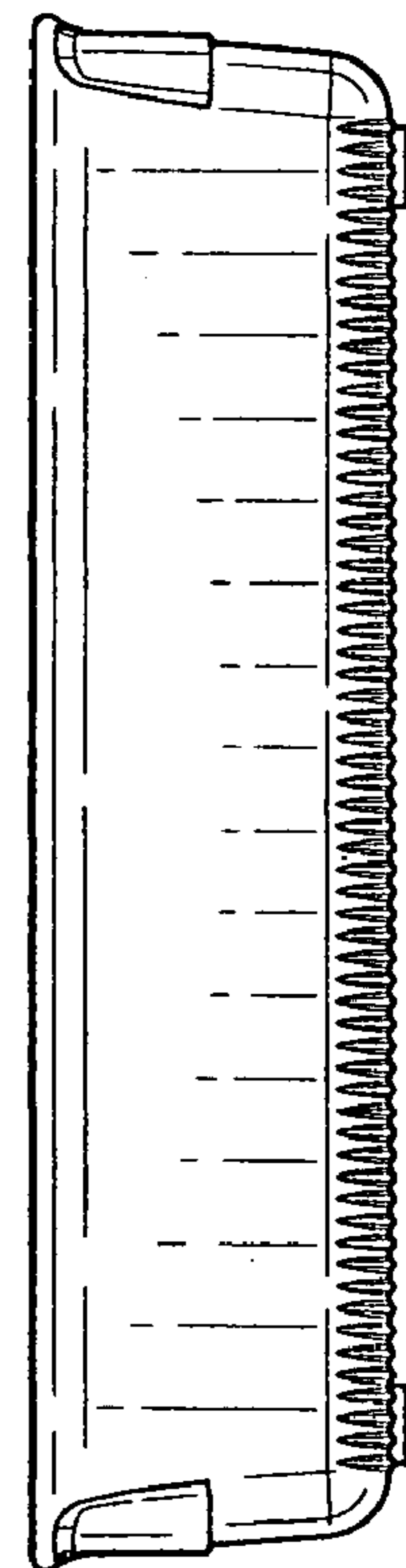


FIG-4




FIG-5

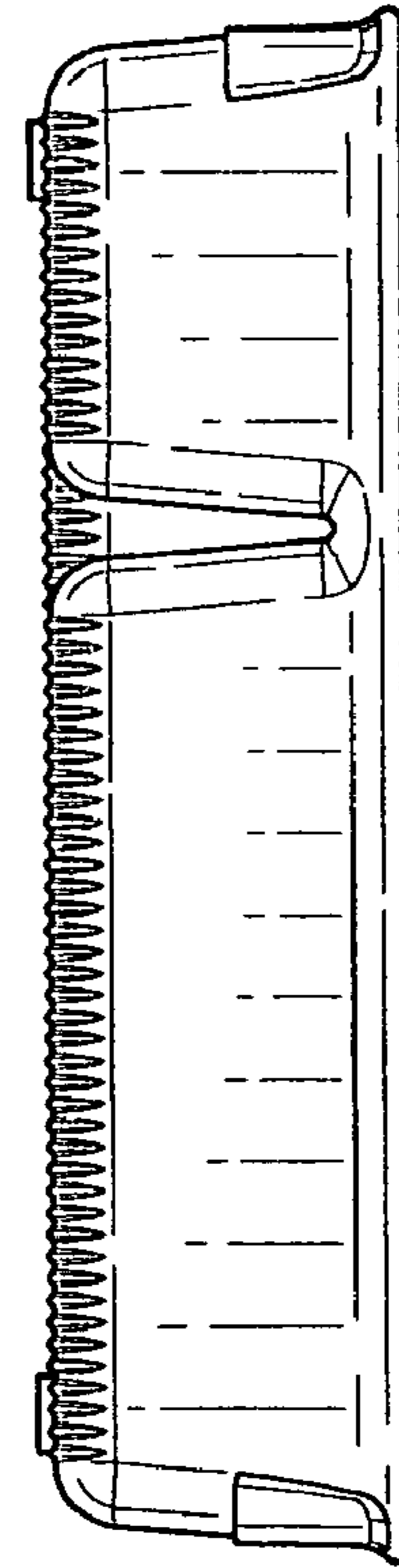


FIG-6

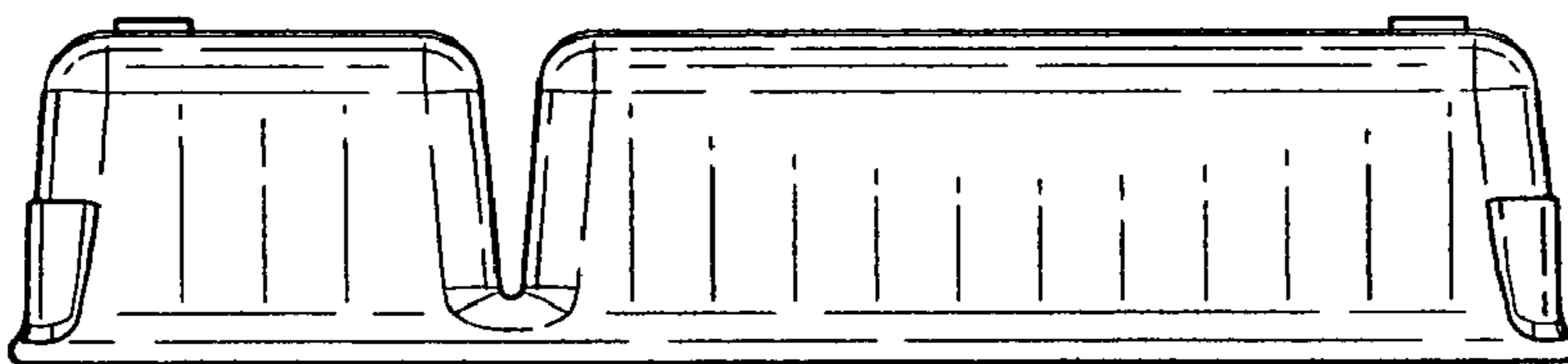


FIG-7