



US00D563672S

(12) **United States Design Patent**
Cornwell et al.

(10) **Patent No.: US D563,672 S**
(45) **Date of Patent: ** Mar. 11, 2008**

(54) **TOOL CARRYING CASE WITH OPAQUE LID**

(75) Inventors: **W. Robert Cornwell**, Ronan, MT (US);
Nathan C. Cantlon, Charlo, MT (US)

(73) Assignee: **Jore Corporation**, Pasco, WA (US)

(**) Term: **14 Years**

(21) Appl. No.: **29/275,420**

(22) Filed: **Dec. 22, 2006**

(51) **LOC (8) Cl.** **03-01**

(52) **U.S. Cl.** **D3/294; D3/905**

(58) **Field of Classification Search** D3/273–274,
D3/276, 281–282, 292, 294–295, 302, 905;
D9/418, 420, 423–424; 206/349, 372–373;
220/4.21–4.22

See application file for complete search history.

(56) **References Cited**

U.S. PATENT DOCUMENTS

D290,344 S *	6/1987	Toms	D9/424
D303,583 S *	9/1989	Bakic	D28/83
D310,563 S *	9/1990	Greengrass et al.	D3/203.1
D361,035 S *	8/1995	Krupa	D9/424
D361,715 S *	8/1995	Hauptert	D9/424
D367,557 S *	3/1996	Chang	D3/276
D382,115 S *	8/1997	Chang	D3/282
5,782,351 A *	7/1998	Shoptaugh	206/315.1
D419,768 S *	2/2000	Richardson et al.	D3/273
D431,359 S *	10/2000	Lapidus	D3/273
D436,441 S *	1/2001	Lapidus	D3/273
6,213,296 B1 *	4/2001	Streich et al.	206/373
D458,840 S *	6/2002	Lai	D3/295
D459,223 S *	6/2002	Lai	D3/295
6,405,864 B1 *	6/2002	Streich et al.	206/373
D464,196 S *	10/2002	Parker	D3/273
D465,330 S *	11/2002	Parker	D3/273
D466,296 S *	12/2002	Hellenberg-Hubar	D3/295

D474,340 S *	5/2003	Vasudeva	D3/282
D475,853 S *	6/2003	Chen	D3/294
D477,912 S *	8/2003	Cunningham et al.	D3/273
D481,868 S *	11/2003	Cunningham et al.	D3/273
6,755,302 B1 *	6/2004	Streich et al.	206/373
D502,316 S *	3/2005	Chen	D3/273
D522,746 S *	6/2006	Perella et al.	D3/276
D527,523 S *	9/2006	Cornwell et al.	D3/294
D528,793 S *	9/2006	Cornwell et al.	D3/294
D541,685 S *	5/2007	Bardford	D10/78
D548,971 S *	8/2007	Lin	D3/294
2002/0043434 A1 *	4/2002	Uke	220/4.21

* cited by examiner

Primary Examiner—Philip S. Hyder

Assistant Examiner—RoseLynne (Ulm) Cody

(74) *Attorney, Agent, or Firm*—Christensen O'Connor Johnson Kindness PLLC

(57) **CLAIM**

The ornamental design for a tool carrying case with opaque lid, as shown.

DESCRIPTION

FIG. 1 is an isometric view of a tool carrying case with opaque lid;

FIG. 2 is a top plan view of the tool carrying case with opaque lid of FIG. 1;

FIG. 3 is a bottom plan view thereof;

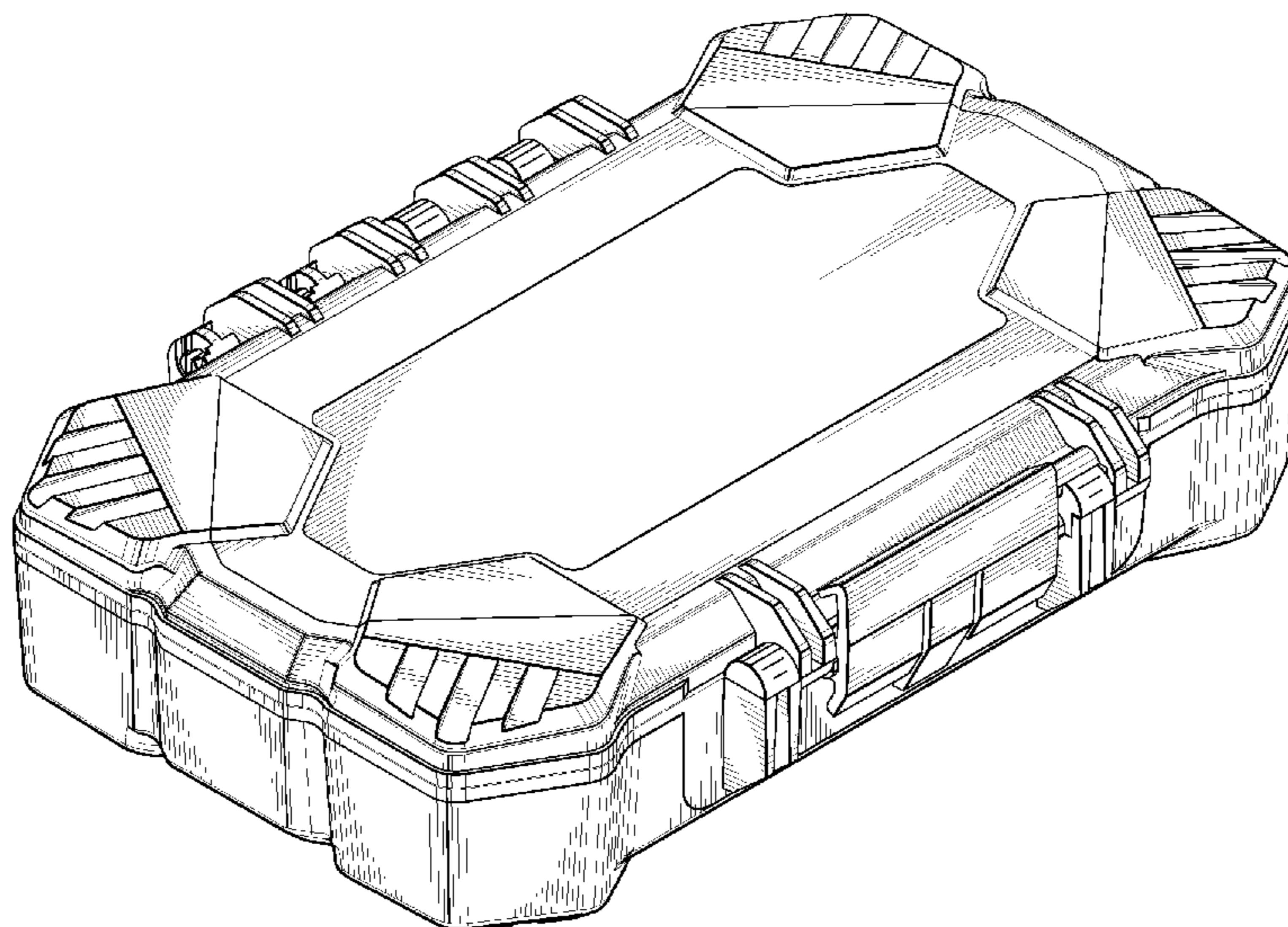
FIG. 4 is a side elevation view thereof, showing a first side;

FIG. 5 is a side elevation view thereof, showing a second side;

FIG. 6 is an end elevation view thereof, showing a first end; and,

FIG. 7 is an end elevation view thereof, showing a second end.

1 Claim, 3 Drawing Sheets



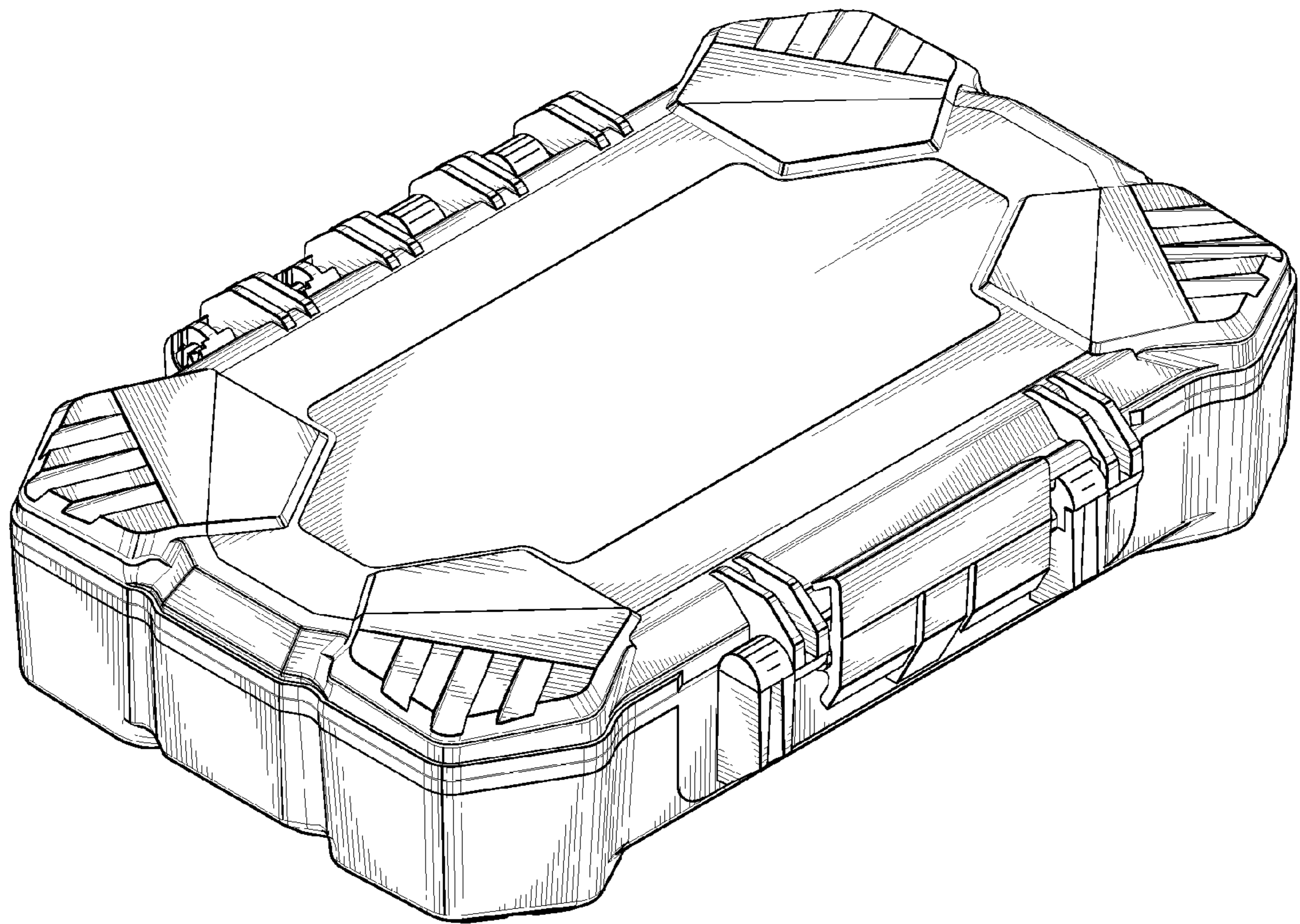


Fig. 1.

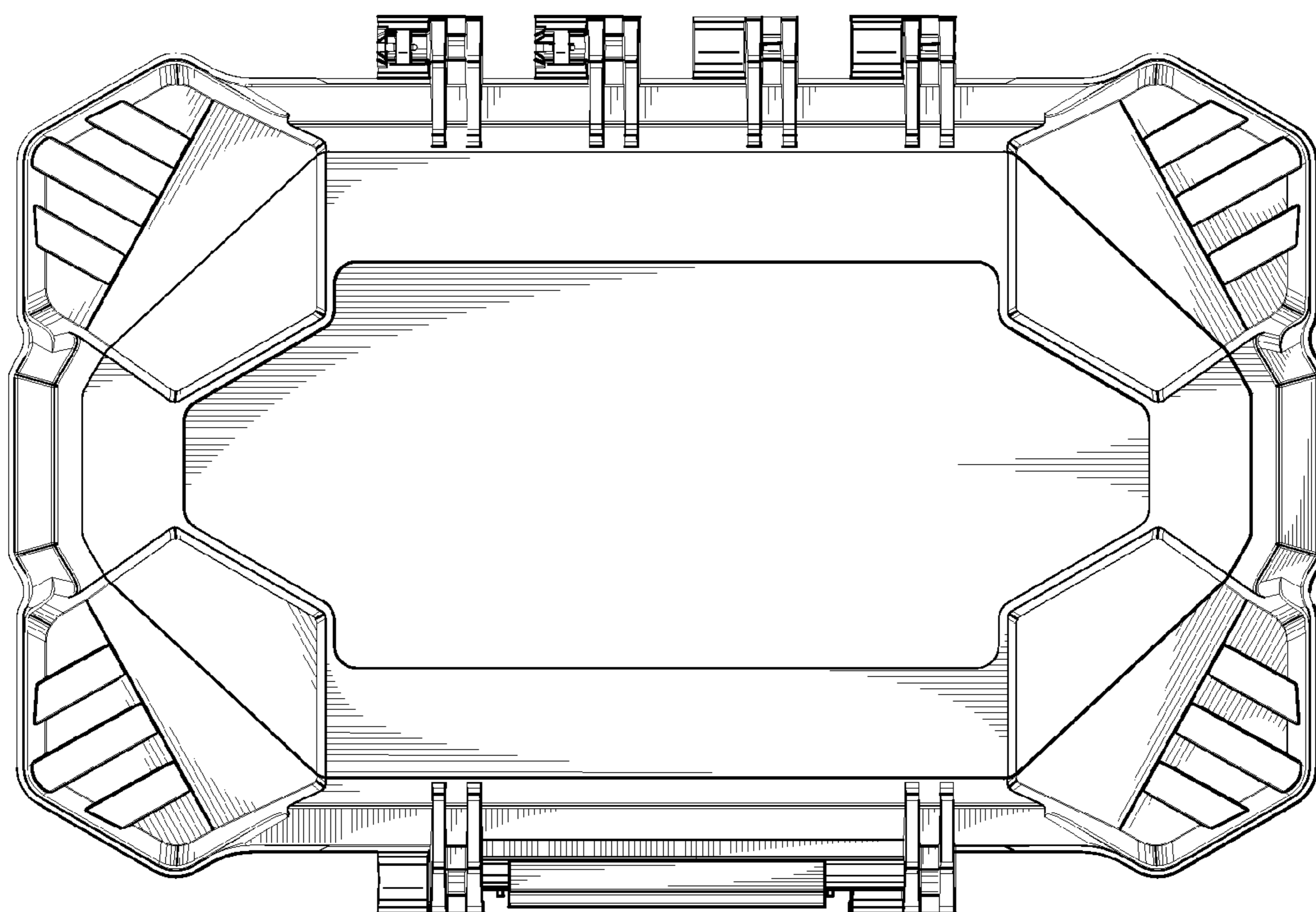


Fig.2.

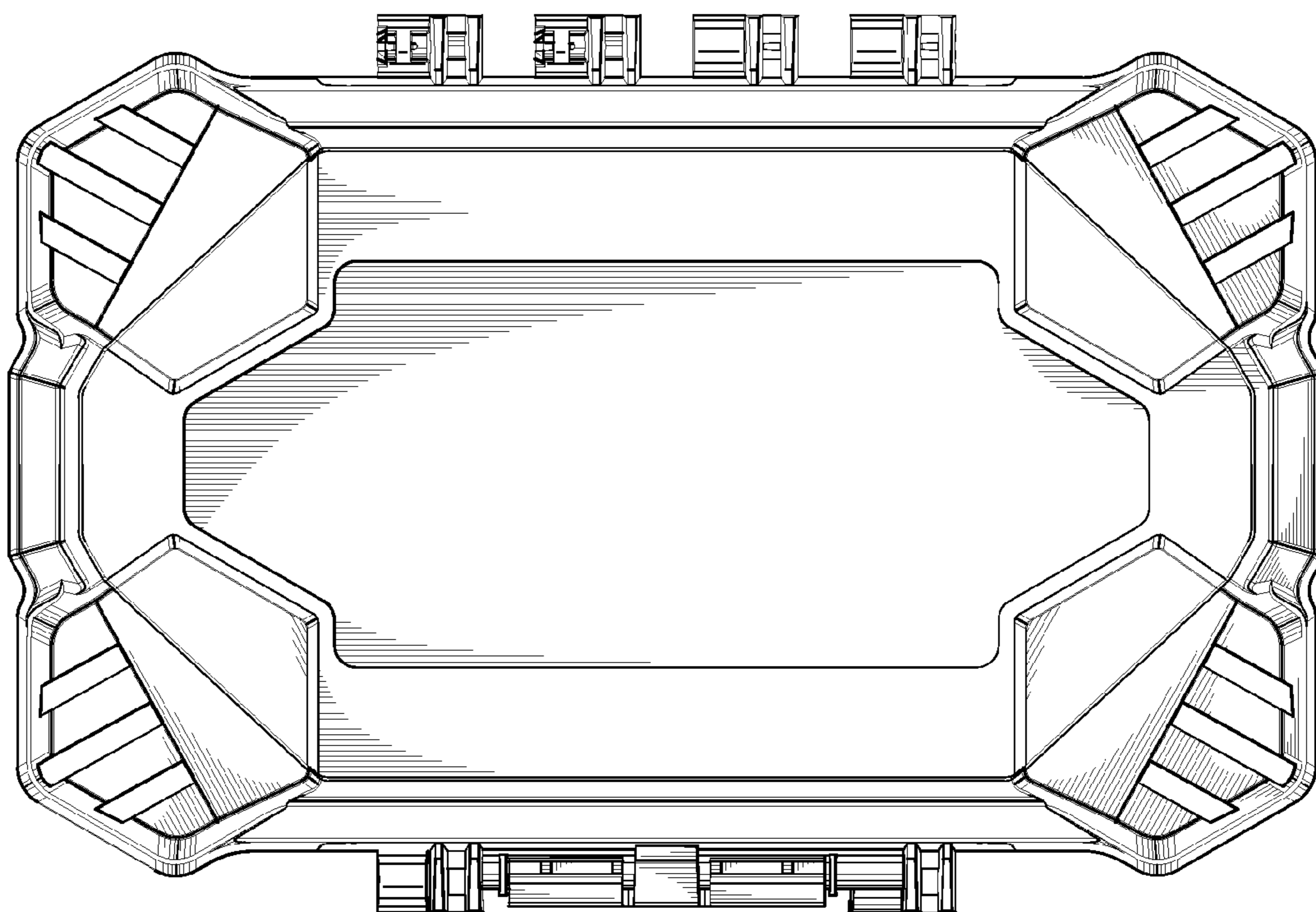


Fig.3.

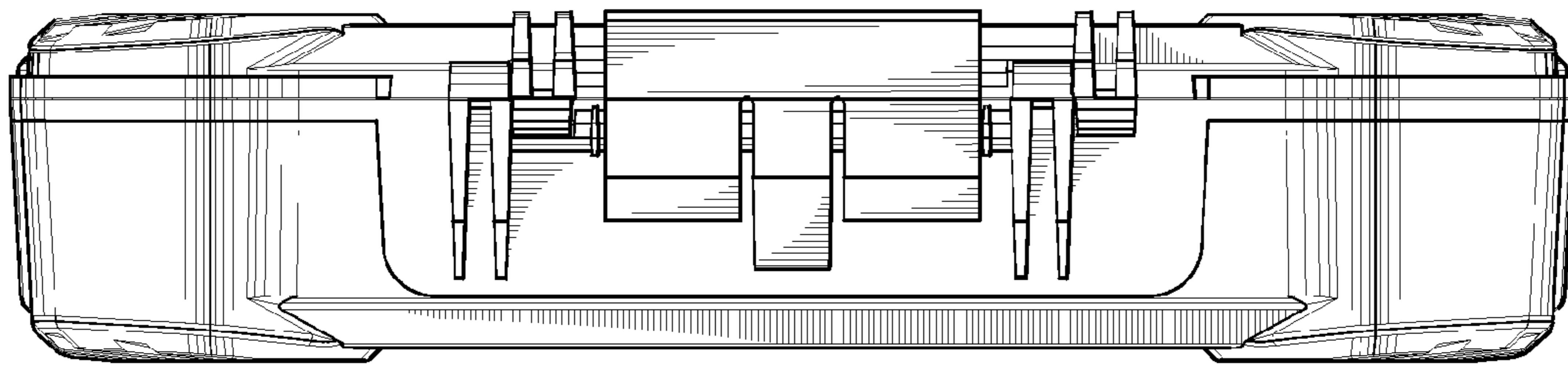


Fig. 4.

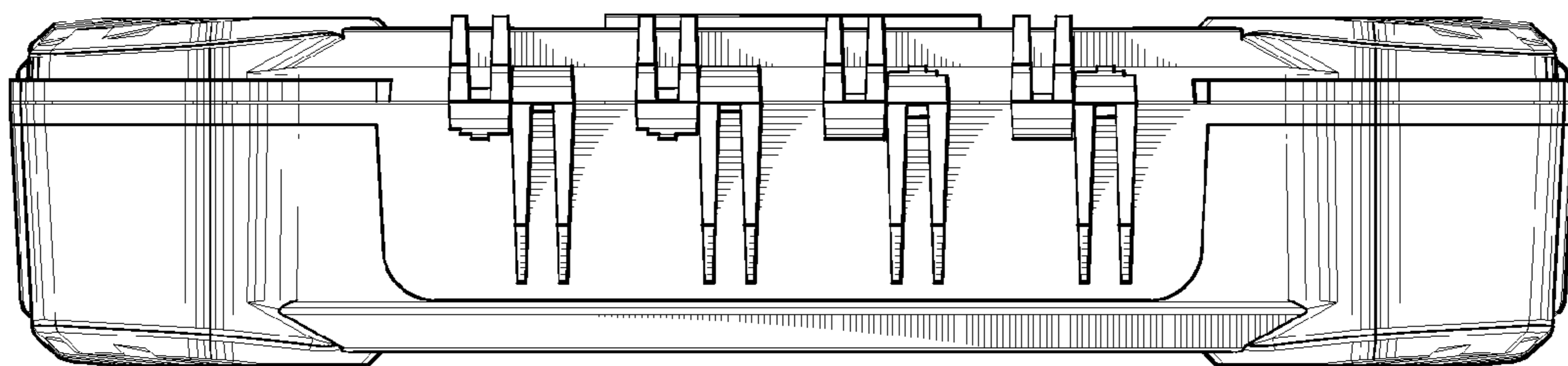


Fig. 5.

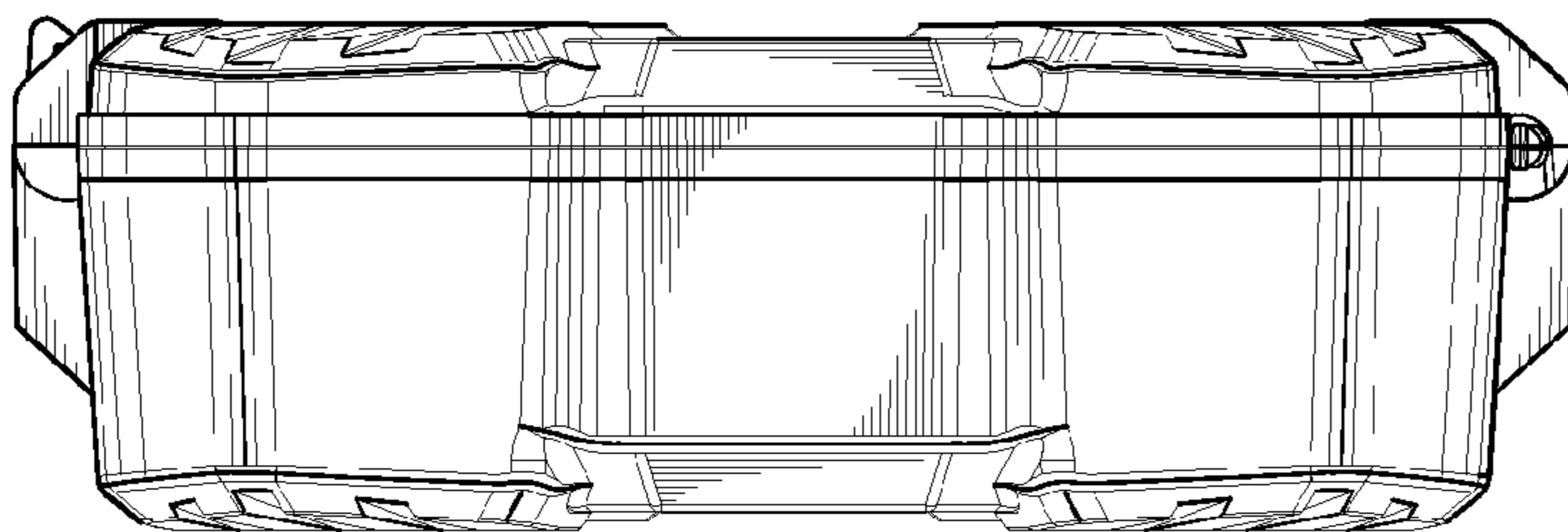


Fig. 6.




Fig. 7.