

US00D563661S

(12) **United States Design Patent**  
**Lawler**

(10) **Patent No.:** **US D563,661 S**  
(45) **Date of Patent:** **\*\* Mar. 11, 2008**

(54) **FOOTWEAR**

(75) Inventor: **Daniel Lawler**, London (GB)

(73) Assignee: **J. Choo Limited**, London (GB)

(\*\*) Term: **14 Years**

(21) Appl. No.: **29/292,383**

(22) Filed: **Oct. 10, 2007**

**Related U.S. Application Data**

(63) Continuation of application No. 29/269,437, filed on Nov. 30, 2006, now Pat. No. Des. 557,488.

(30) **Foreign Application Priority Data**

Jun. 5, 2006 (EM) ..... 000541768-013

(51) **LOC (8) Cl.** ..... **02-99**

(52) **U.S. Cl.** ..... **D2/971**

(58) **Field of Classification Search** ..... D2/916-918,  
D2/925-945, 971; 36/1, 1.5, 11.5, 9 R  
See application file for complete search history.

(56) **References Cited**

**U.S. PATENT DOCUMENTS**

- D92,505 S \* 6/1934 Troy ..... D2/931
- D92,620 S \* 6/1934 Morali ..... D2/932
- D93,124 S \* 8/1934 Pape ..... D2/933
- D93,196 S \* 9/1934 Benjamin ..... D2/931
- D94,034 S \* 12/1934 Koomruian ..... D2/932
- D94,640 S \* 2/1935 Stritter ..... D2/971
- D95,097 S \* 4/1935 Weidner ..... D2/971
- D95,861 S \* 6/1935 Perugia ..... D2/932

- D95,963 S \* 6/1935 Joyce, Jr. .... D2/933
- D96,024 S \* 6/1935 De Liso ..... D2/933
- D98,435 S \* 2/1936 Holtz ..... D2/933
- D170,513 S \* 9/1953 Simon ..... D2/932
- D215,401 S \* 9/1969 Corboda de Balseiro .... D2/918
- D304,126 S \* 10/1989 Christian et al. .... D2/916
- D501,710 S \* 2/2005 Choi ..... D2/971
- D524,021 S \* 7/2006 Choi ..... D2/971
- D527,881 S \* 9/2006 Choi ..... D2/969
- D529,268 S \* 10/2006 Choi ..... D2/969
- D544,192 S \* 6/2007 Choi ..... D2/971
- D544,683 S \* 6/2007 Choi ..... D2/971

\* cited by examiner

*Primary Examiner*—Dominic Simone

(74) *Attorney, Agent, or Firm*—Fross Zelnick Lehrman & Zissu, P.C.; Lawrence E. Apolzon, Esq.

(57) **CLAIM**

The ornamental design for footwear, as shown and described.

**DESCRIPTION**

FIG. 1 is a front perspective view of footwear showing my design;

FIG. 2 is a left side view of the footwear shown in FIG. 1;

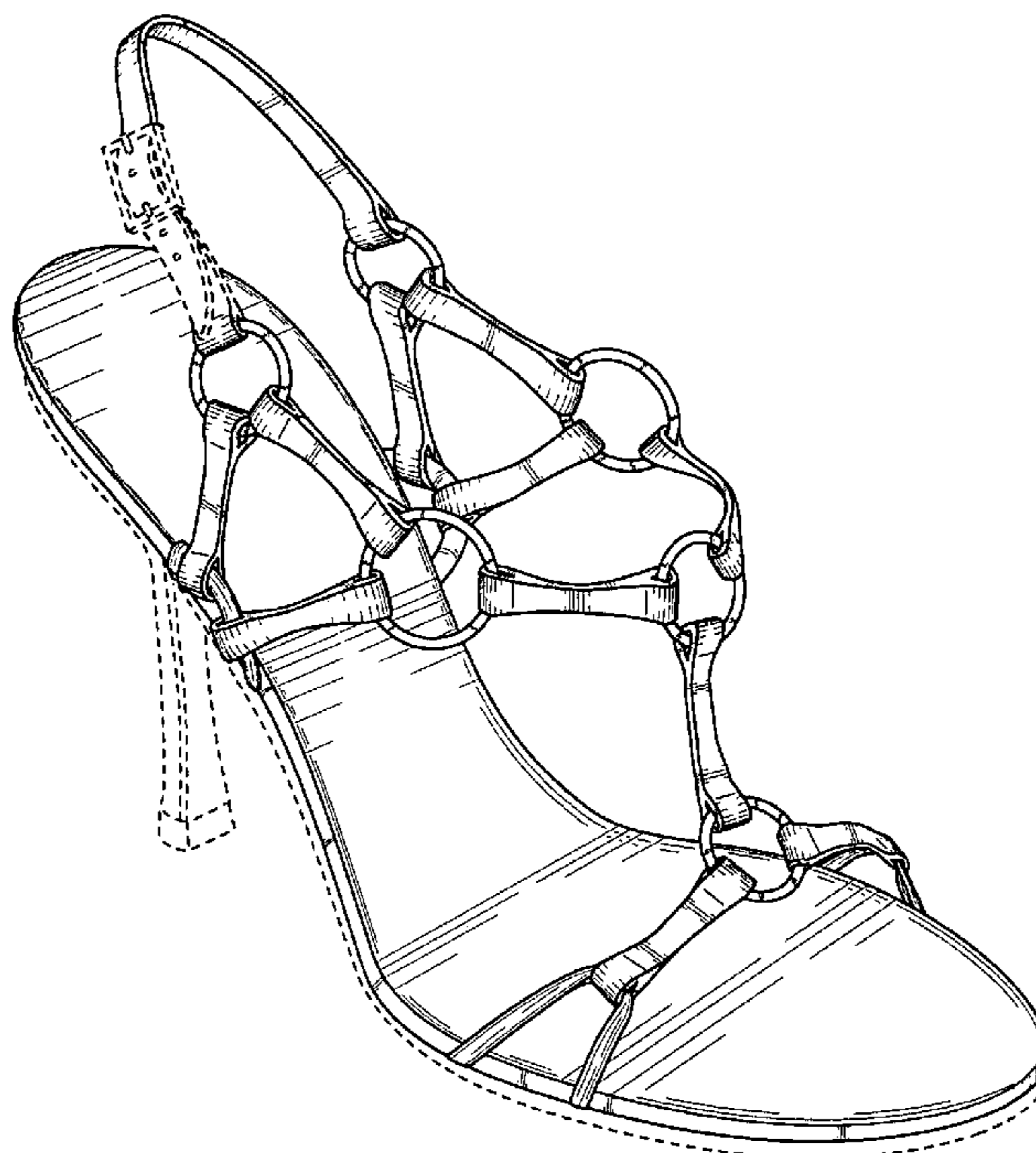
FIG. 3 is a right side view of the footwear shown in FIG. 1;

FIG. 4 is a front view of the footwear shown in FIG. 1; and,

FIG. 5 is a top view of the footwear shown in FIG. 1.

The broken line showing of the sole, heel, heel cap, buckle, buckle holes, and portion of the straps is for illustrative purposes only and forms no part of the claimed design.

**1 Claim, 5 Drawing Sheets**



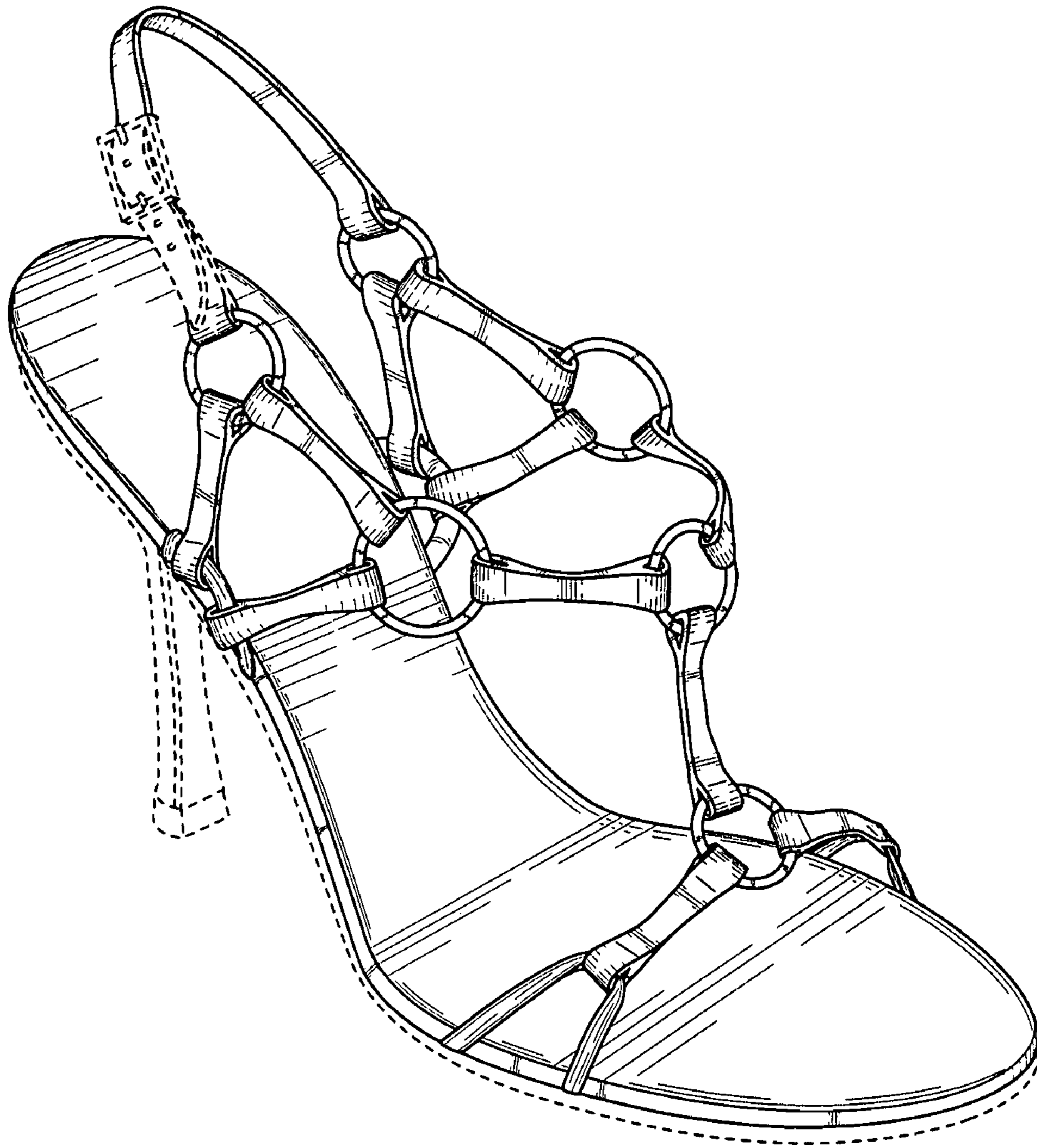


FIG. 1

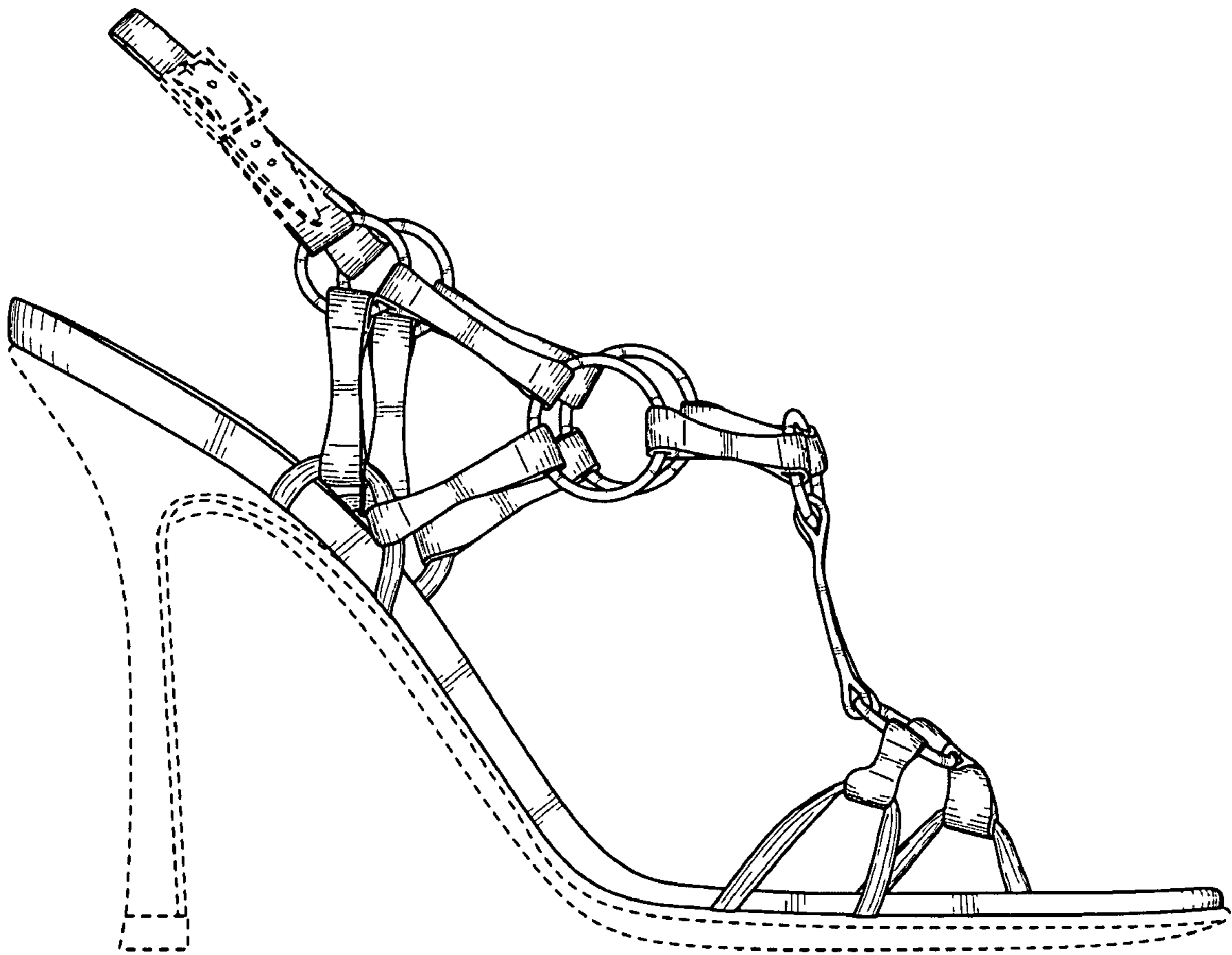


FIG. 2

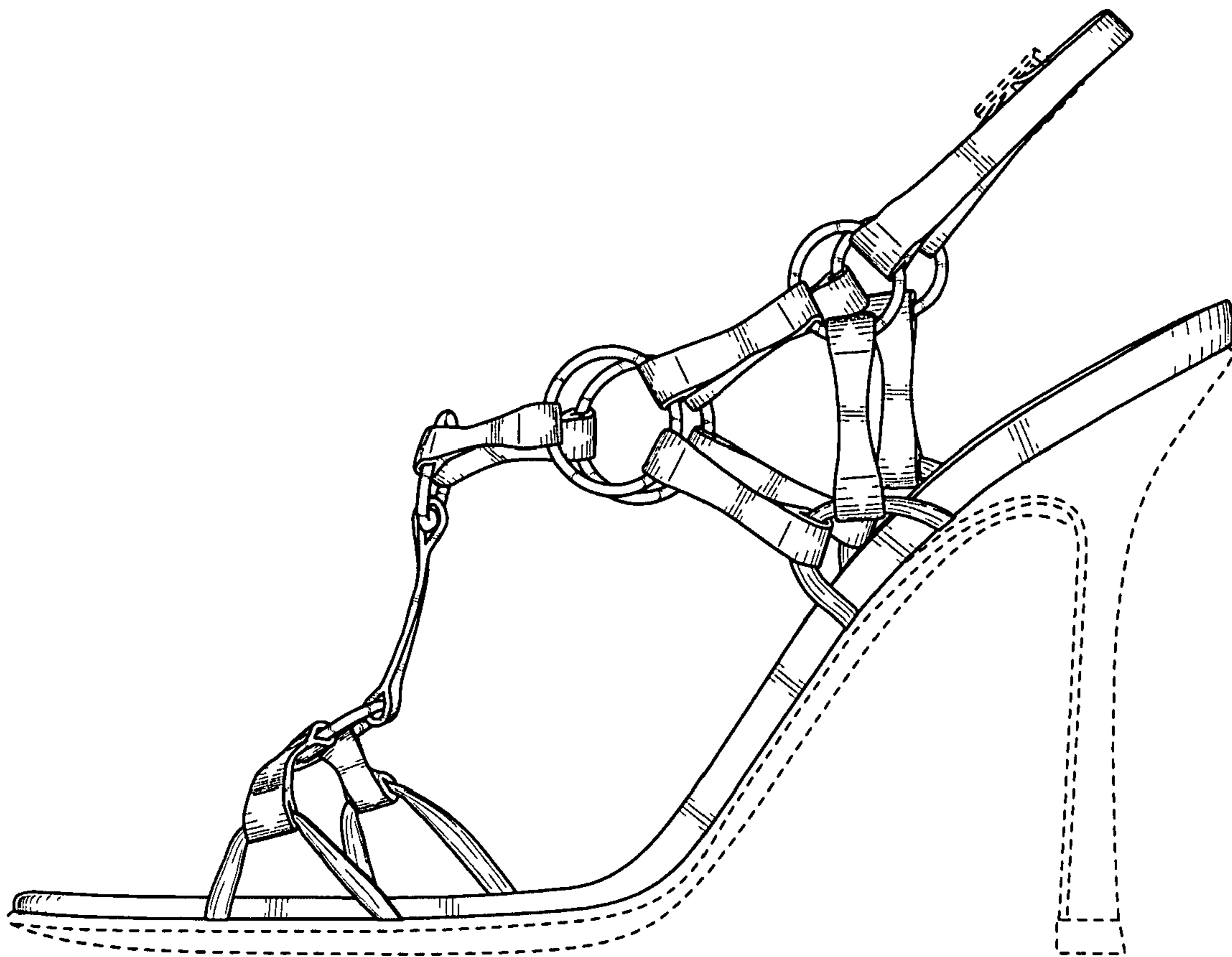


FIG. 3

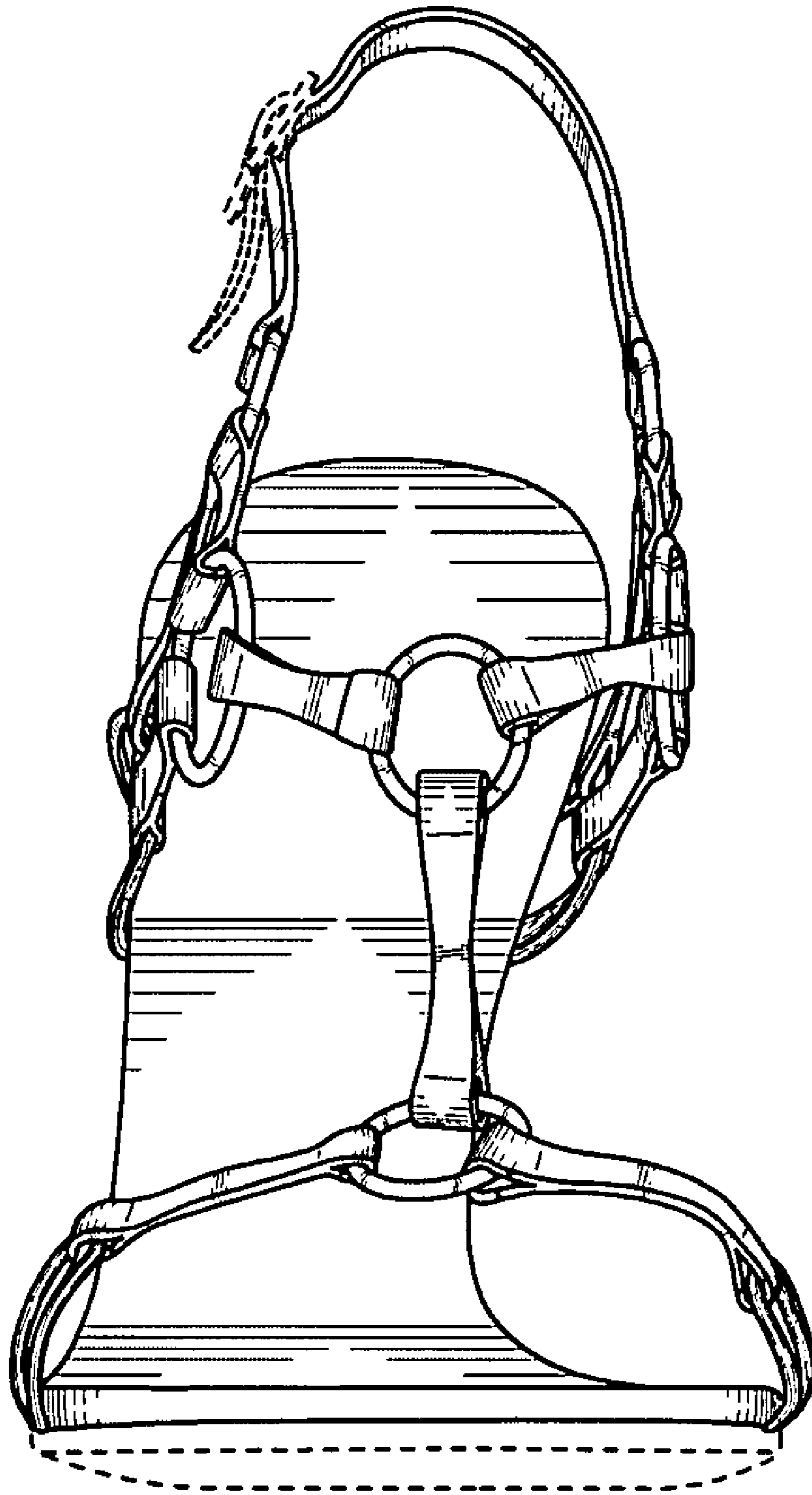


FIG. 4

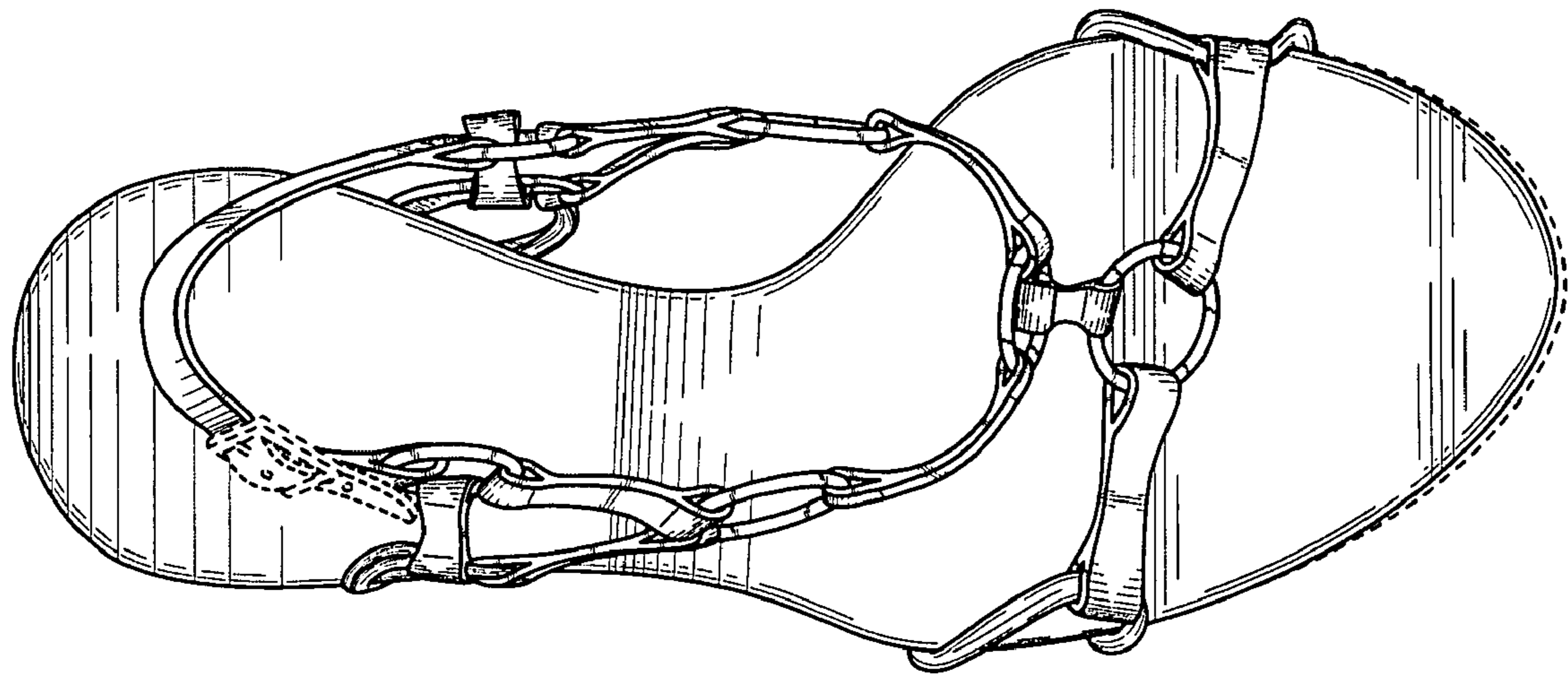


FIG. 5