



US00D563658S

(12) **United States Design Patent**
St-Louis et al.

(10) **Patent No.:** **US D563,658 S**
(45) **Date of Patent:** **** Mar. 11, 2008**

(54) **FOOTWEAR UPPER**

(75) Inventors: **Julie St-Louis**, Montreal (CA); **Manon Belley**, Laval (CA); **Martin W. F. Dean**, St. Albans (GB)

(73) Assignee: **Wolverine World Wide, Inc.**, Rockford, MI (US)

(**) Term: **14 Years**

(21) Appl. No.: **29/286,721**

(22) Filed: **May 17, 2007**

(51) **LOC (8) Cl.** **02-99**

(52) **U.S. Cl.** **D2/969; D2/916**

(58) **Field of Classification Search** D2/969,
D2/916, 917, 918, 919, 943, 946, 972, 977;
36/3 A, 8.1, 11.5, 45

See application file for complete search history.

(56) **References Cited**

U.S. PATENT DOCUMENTS

D385,094 S	*	10/1997	Hardigan	D2/969
D417,947 S		12/1999	Lavertue et al.		
D429,873 S	*	8/2000	Ritter et al.	D2/916
D436,249 S		1/2001	Matis et al.		
D438,695 S		3/2001	Matis et al.		
D442,359 S		5/2001	Matis et al.		
D442,769 S		5/2001	Matis et al.		
D451,663 S		12/2001	Haas		
D452,367 S	*	12/2001	Rogers et al.	D2/969
D452,607 S	*	1/2002	Sakai	D2/969
D455,003 S		4/2002	Rogers et al.		
D460,855 S		7/2002	Belley		
D474,592 S	*	5/2003	Fogg	D2/973
D486,627 S		2/2004	Rogers et al.		
D486,957 S		2/2004	Rogers et al.		
D487,620 S		3/2004	Robbins		
D487,622 S		3/2004	Rogers et al.		
D487,624 S		3/2004	Rogers et al.		
D504,212 S		4/2005	Schoenborn et al.		

D504,215 S	4/2005	Matis et al.
D504,561 S	5/2005	Matis
D505,000 S	5/2005	Schoenborn et al.
D506,599 S	6/2005	Matis
D527,873 S	9/2006	Schoenborn et al.
D530,062 S	10/2006	Schoenborn et al.
D532,589 S	11/2006	Belley et al.
D533,986 S	12/2006	Belley et al.
D534,715 S	1/2007	Belley et al.
D534,716 S	1/2007	Matis et al.
D534,717 S	1/2007	Matis et al.
D535,091 S	1/2007	Matis et al.

* cited by examiner

Primary Examiner—Stella M. Reid

Assistant Examiner—Rashida C. McCoy

(74) *Attorney, Agent, or Firm*—Warner Norcross & Judd LLP

(57) **CLAIM**

The ornamental design for footwear upper, as shown and described.

DESCRIPTION

FIG. 1 is a perspective view of the footwear upper embodying the new design;

FIG. 2 is an enlarged top view thereof;

FIG. 3 is a reduced left side view thereof;

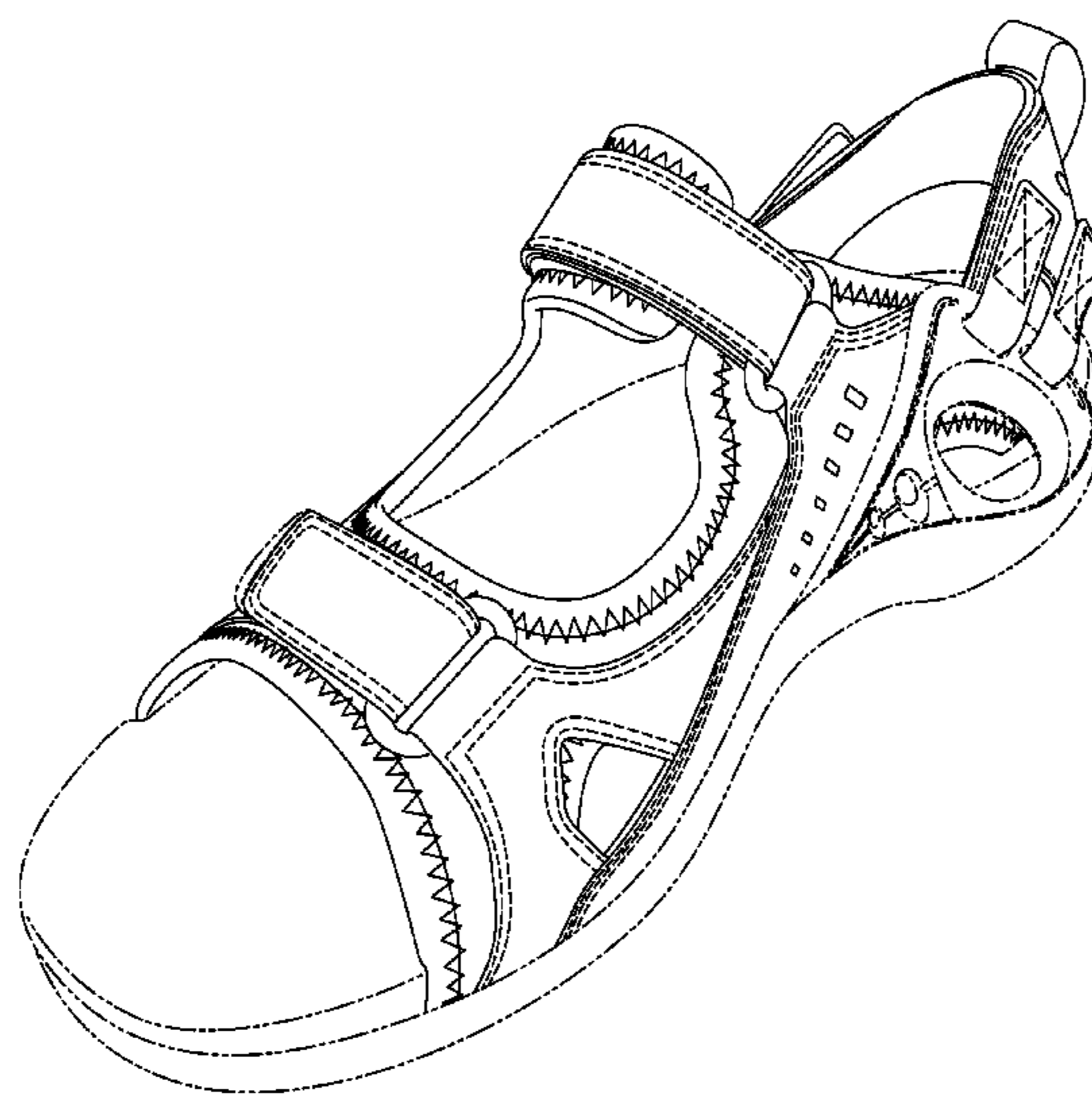
FIG. 4 is a reduced right side view thereof;

FIG. 5 is an enlarged front view thereof; and,

FIG. 6 is an enlarged back view thereof.

FIGS. 1–6 show features of an article of footwear in phantom lines. These features are shown for environmental purposes and do not form any part of the claimed design. Further, the phantom lines immediately adjacent the solid-line portions of the design form the boundary of the design, with the phantom lines forming no part of the claimed design.

1 Claim, 4 Drawing Sheets



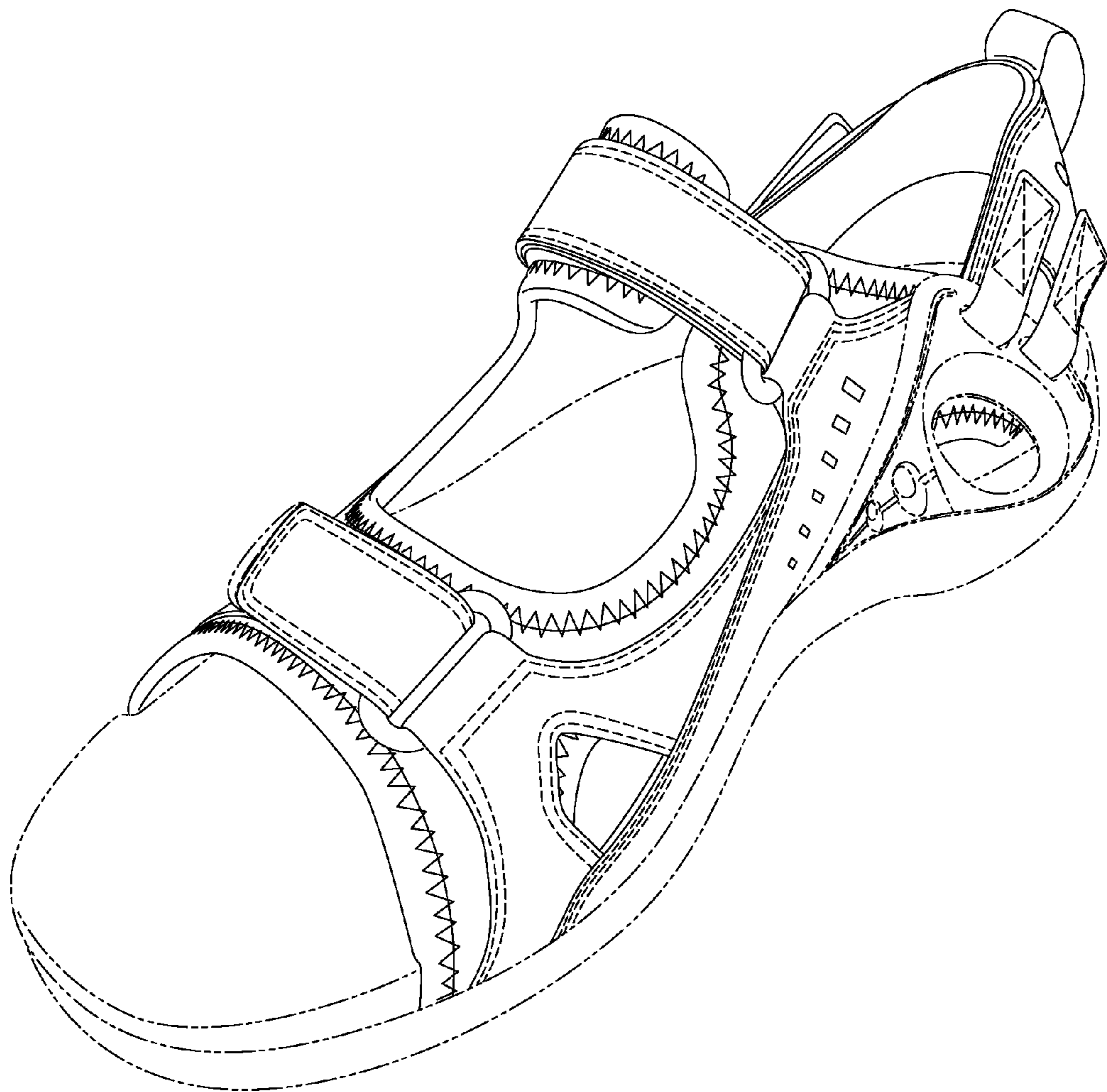


Fig. 1

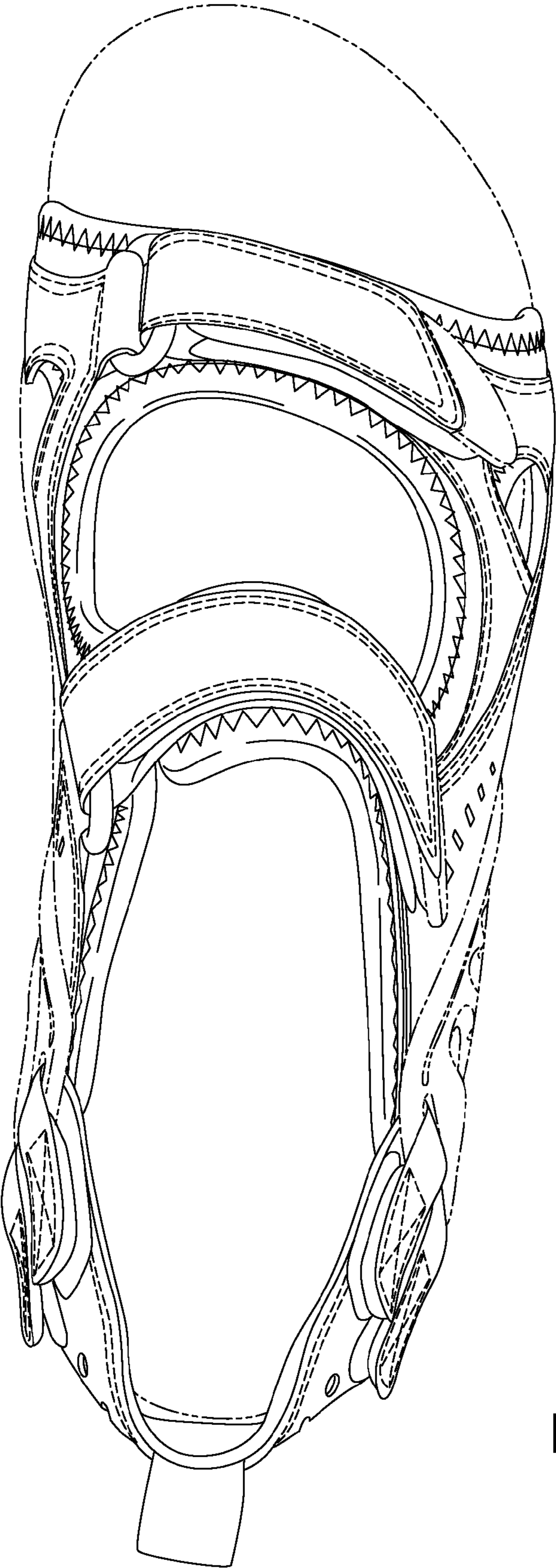


Fig. 2

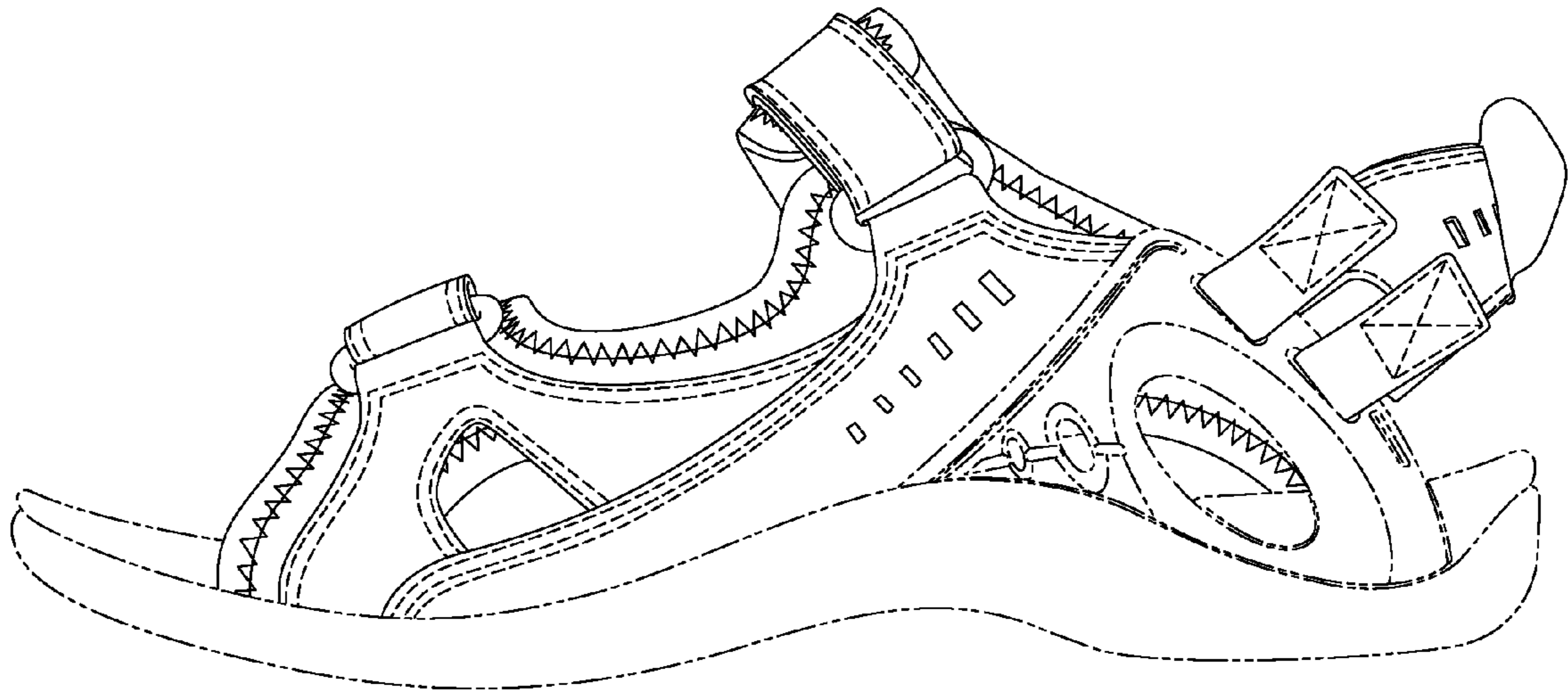


Fig. 3

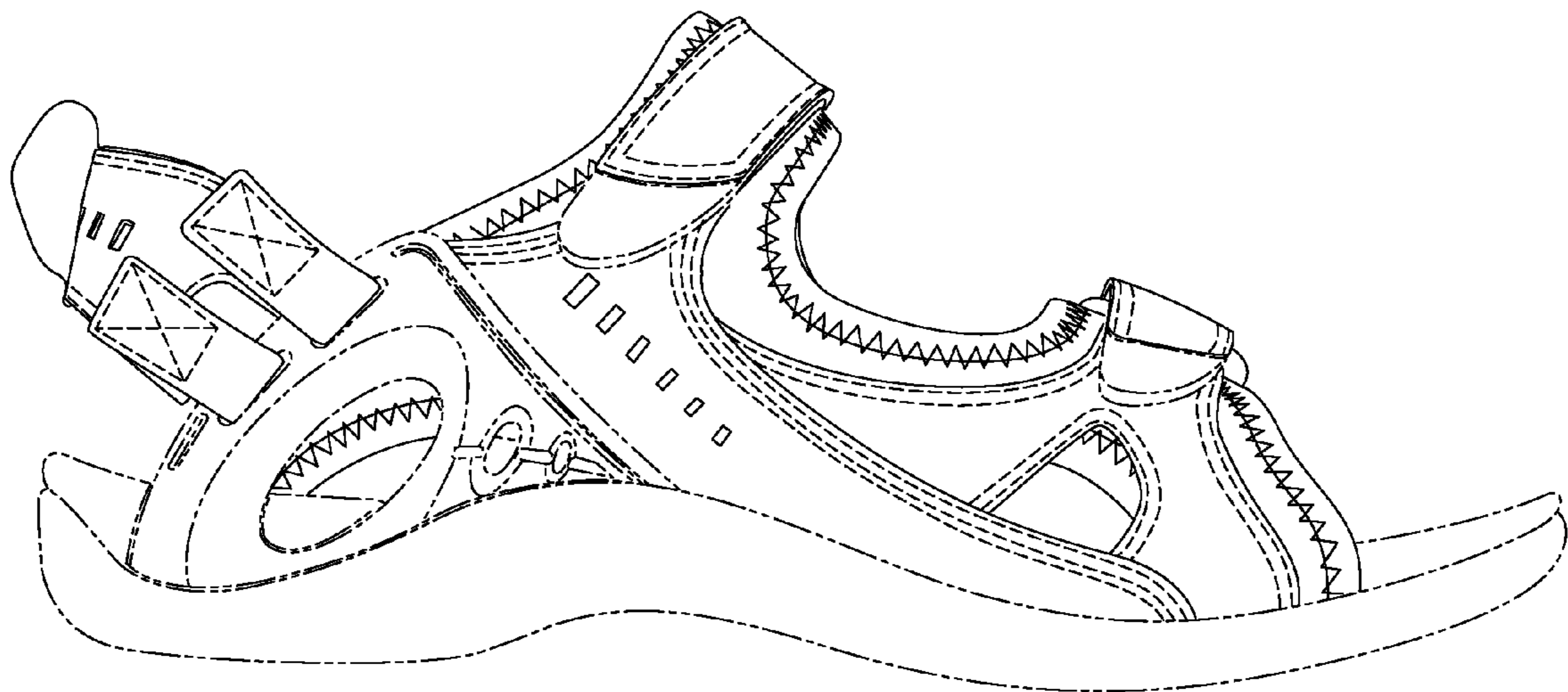


Fig. 4

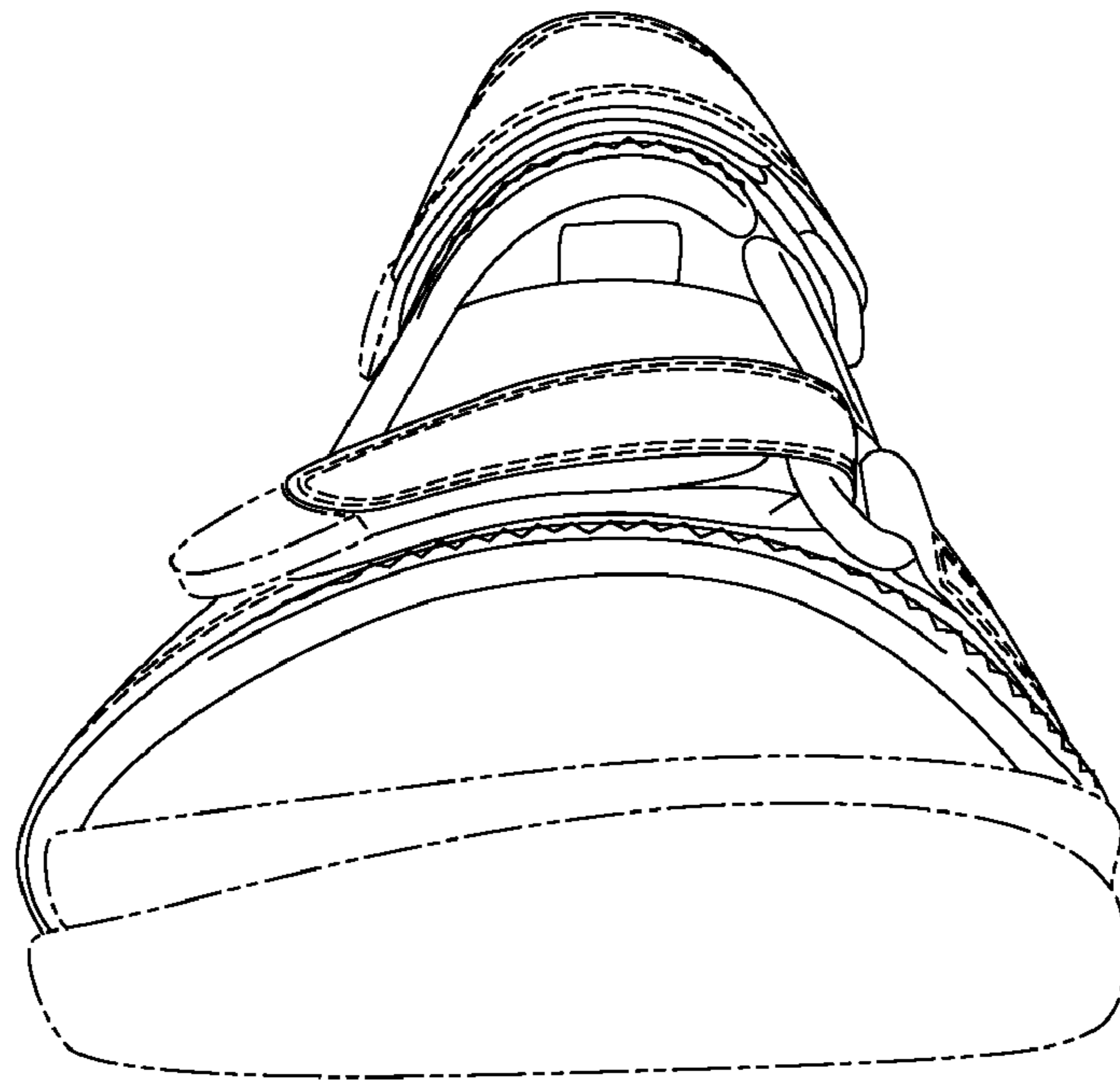


Fig. 5

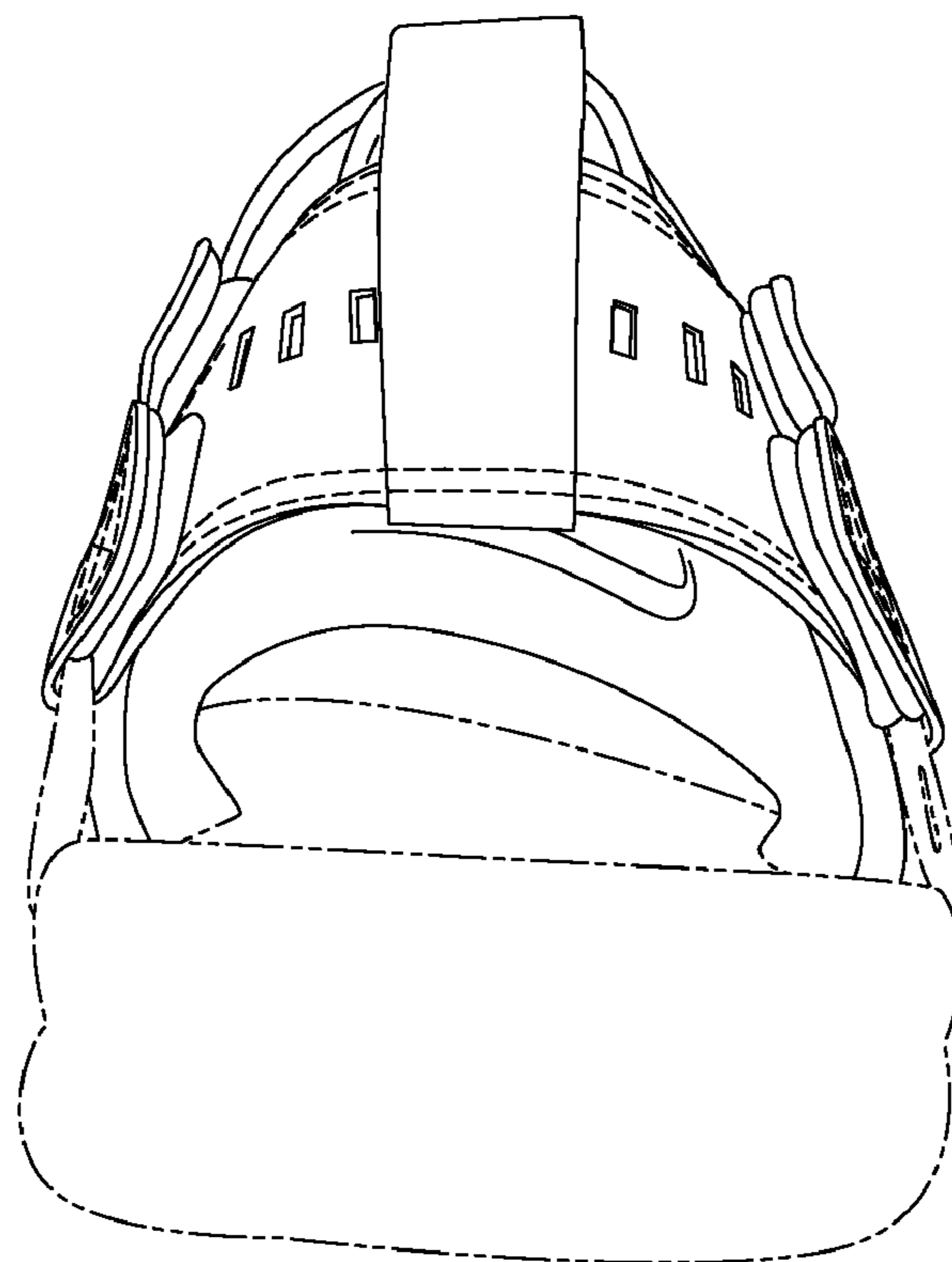


Fig. 6